

Annex 4: Test setup photographs 20-1-0060701T55a-C1-A4


Number of pages:	6	Date of Report:	2021-Jul-28
Testing company:	CETECOM GmbH Im Teelbruch 116 45219 Essen Germany Tel. + 49 (0) 20 54 / 95 19-0 Fax: + 49 (0) 20 54 / 95 19-150	Applicant:	VALEO Telematik und Akustik GmbH
Product:	Telematic Device		
Model:	ATM-02-US-R1		
FCC ID:	QWY-ATM2-R-11	IC:	6588A-ATM2R11
Testing has been carried out in accordance with:	Title 47 CFR, Chapter I FCC Regulations, Subchapter B Part 22 Subpart H, Part 24 Subpart E RSS-132, Issue 3; RSS-133, Issue 6 + Amendment RSS-Gen, Issue 5 Deviations, modifications or clarifications (if any) to above mentioned documents are written in each section under "Test method and limit".		




Table of Contents

1	Test setup photographs.....	3
---	-----------------------------	---

1 Test setup photographs



Photograph 1: EUT Test Setup 1 in the fully anechoic chamber, close up view




Photograph 2: EUT Test Setup 1 in the fully anechoic chamber, overview




Photograph 3: EUT Test Setup 2 in the fully anechoic chamber, close up view



Photograph 4: EUT Test Setup 2 in the fully anechoic chamber, overview



Photograph 5: EUT Test Setup 1 in the semi anechoic chamber, close up view



Photograph 6: EUT Test Setup 1 in the semi anechoic chamber, overview



Photograph 7: EUT Setup 3 Conducted RF power

End Of Annex 4