

Annex 3: External photographs to
TEST REPORT
 No.: 17-1-0165401T01
 17-1-0165401T02,
 17-1-0165401T03

According to:
FCC Regulations
 Part 22, Part 24, Part 27

for

peiker acoustic GmbH

Telematic Device
 ATM-02-MEX-R1

FCC: QWY-ATM2-R-11








Laboratory Accreditation and Listings			
 DAkkS Deutsche Akkreditierungsstelle D-PL-12047-01-01	 FCC FEDERAL COMMUNICATIONS COMMISSION USA MRA US-EU 0003	 Industry Canada Reg. No.: 3462D-1 Reg. No.: 3462D-2 Reg. No.: 3462D-3	 Voluntary Controls for Electromagnetic Emissions Reg. No.: R-2666 C-2914, T-1967, G-301
 WiFi ALLIANCE AUTHORIZED RF LABORATORY	 ctia Authorized Test Lab Lab Code: 20011130-00		
accredited according to DIN EN ISO/IEC 17025			
<p align="center"> CETECOM GmbH Laboratory Radio Communications & Electromagnetic Compatibility Im Teelbruch 116 • 45219 Essen • Germany Registered in Essen, Germany, Reg. No.: HRB Essen 8984 Tel.: + 49 (0) 20 54 / 95 19-954 • Fax: + 49 (0) 20 54 / 95 19-964 E-mail: info@cetecom.com • Internet: www.cetecom.com </p>			

Table of contents


1. EXTERNAL PHOTOGRAPHS3

1. External photographs

1.1. Main device under test (EUT/DUT)



Photograph 1: Front side view




Photograph 2: right side view




Photograph 3: left side view




Photograph 4: back side view



Photograph 5: Roof Antenna




Photograph 6: Roof Antenna conducted



Photograph 7: Roof Antenna conducted backview

1.2. Accessories




Photograph 8: Main wiring




Photograph 9: connection box outside chamber



Photograph 10 Connectionbox inside chamber connected with laptop



Photograph 11 Connectionbox inside chamber connected with Laptop



Photograph 12 Connectionbox inside chamber through fibre optic cable