







**Annex 3: Test set-up photographs of EUT to  
TEST REPORT  
No.: 6-0491-14-1-23**

for

**peiker acoustic GmbH & Co. KG**

**GSM/W-CDMA/LTE Device  
ATM-01 T1-RoW-4G**

FCC-ID: QWY-ATM-T-132  
IC: 6588A-ATMT132

Laboratory Accreditation and Listings			
 <b>Deutsche Akkreditierungsstelle</b> D-PL-12047-01-01	 FEDERAL COMMUNICATIONS COMMISSION USA Reg. No.: 736496 MRA US-EU 0003	 Industry Canada Reg. No.: 3462D-1 Reg. No.: 3462D-2 Reg. No.: 3462D-3	 Voluntary Controls for Electromagnetic Emissions Reg. No.: R-2666 C-2914, T-1967, G-301
 <b>WIFI</b> ALLIANCE AUTHORIZED RF LABORATORY	 <b>CTIA Authorized Test Lab</b> LAB CODE 20011130-00		
accredited according to DIN EN ISO/IEC 17025			
<p align="center"> <b>CETECOM GmbH</b>                      Laboratory Radio Communications &amp; Electromagnetic Compatibility                      Im Teelbruch 116 • 45219 Essen • Germany                      Registered in Essen, Germany, Reg. No.: HRB Essen 8984                      Tel.: + 49 (0) 20 54 / 95 19-954 • Fax: + 49 (0) 20 54 / 95 19-964                      E-mail: info@cetecom.com • Internet: www.cetecom.com                 </p>			

## Table of contents

1. TEST SET-UP PHOTOGRAPHS OF EUT.....	3
--	---


## 1. Test set-up photographs of EUT



**Photograph 1:** Measurements in fully anechoic chamber (EUT A in vertical position)



**Photograph 2:** Measurements in fully anechoic chamber (EUT A in horizontal position)



**Photograph 3:** Magnetic field measurements in anechoic chamber (EUT A in vertical position)