

Annex 4: Set-up photographs of EUT to  
**TEST REPORTS**  
 No.: 15-1-0017001T37a, T40a, T40aa, T41a and T42a

According to:  
**FCC Regulations**  
 Part 15B, Class B, Part 15.209, Part 15.247  
 Part 22/24/27







**IC-Regulations**  
 RSS-Gen, Issue 4, RSS-247, Issue 1  
 RSS-132, RSS-133, RSS-139, RSS-130

for

Peiker acustic GmbH & Co. KG

ATM-01 R2-US-4GW

**FCC-ID:** QWY-ATM-R-622  
**IC:** 6588A-ATMR622  
**PMN:** ATM roof version  
**HVIN:** ATM-01 R2-US-4GW


Laboratory Accreditation and Listings			
 Deutsche Akkreditierungsstelle D-PL-12047-01-01	 FEDERAL COMMUNICATIONS COMMISSION USA MRA US-EU 0003	 Industry Canada Reg. No.: 3462D-1 Reg. No.: 3462D-2 Reg. No.: 3462D-3	 Voluntary Controls for Electromagnetic Emissions Reg. No.: R-2666 C-2914, T-1967, G-301
 <b>WiFi</b> ALLIANCE	 <b>ctia</b> Authorized Test Lab Lab Code: 20011130-00		
accredited according to DIN EN ISO/IEC 17025			
<p align="center"><b>CETECOM GmbH</b>            Laboratory Radio Communications &amp; Electromagnetic Compatibility            Im Teelbruch 116 • 45219 Essen • Germany            Registered in Essen, Germany, Reg. No.: HRB Essen 8984            Tel.: + 49 (0) 20 54 / 95 19-954 • Fax: + 49 (0) 20 54 / 95 19-964            E-mail: info@cetecom.com • Internet: www.cetecom.com</p>			

## **Table of contents**


<b>1. SET-UP PHOTOGRAPHS OF MEASUREMENTS .....</b>	<b>3</b>
1.1. Radiated measurements .....	3
1.2. Conducted measurements .....	5

## 1. Set-up photographs of measurements

### 1.1. Radiated measurements




**Photograph 1:** Radiated measurements in semi-anechoic room (magnetic field measurements)




**Photograph 2:** Radiated measurements in semi-anechoic room (overview)



**Photograph 3:** Radiated measurements in semi-anechoic room (close view)




**Photograph 4:** Radiated measurements (overview) in fully anechoic room



**Photograph 5:** Radiated measurements (close view)

## 1.2. Conducted measurements



**Photograph 6:** W-LAN spurious measurements according FCC Part15.247 and RSS-247