



CETECOM™

Test report no.: 1-8297/14-04-01_AnnexB

Annex B

CETECOM™

CETECOM ICT Services
consulting - testing - certification >>>

This test report annex is electronically signed and valid without handwriting signature. For verification of the electronic signatures, the public keys can be requested at the testing laboratory.

Test report annex authorised:

Andreas Luckenbill
Radio Communications & EMC

Internal photos of the EUT

Photo 1: ATM-01 with backup battery




Photo 2: Backup battery



Photo 3: ATM-01 top view - overview



Photo 4: Antenna connector for car equipment




Photo 5:




Photo 6: SIM-Tray




Photo 7: RF-part under shielding




Photo 8: RF-part




Photo 9: external antenna




Photo 10: Foil antennas with connectors



Photo 11: Ceramic antenna




Photo 12: Antenna bottom site with connector and matching networks





Photo 13: Matching networks



Document history

Version	Applied changes	Date of release
	Initial release	2015-05-07