

Test Setup Photographs for the 60 GHz cnWave V3000

1. Radiated Emissions

1.1. Configuration 1: < 30 MHz




Photo 1




Photo 2

Radiated Emissions (continued)

1.2. Configuration 2: 30 MHz to 1 GHz




Photo 1




Photo 2

Radiated Emissions (continued)

1.3. Configuration 3: 1 GHz to 40 GHz




Photo 1




Photo 2

Radiated Emissions (continued)

1.4. Configuration 4: 40 GHz to 200 GHz




Photo 1




Photo 2

2. **Radiated Transmitter EIRP**



Photo 1




Photo 2

Radiated Transmitter EIRP (continued)




Photo 3