



**Test Setup Photographs for the 60 GHz cnWave V1000**

**1. Radiated Emissions**

**1.1. Configuration 1: < 30 MHz**



**Photo 1**



**Photo 2**

**Radiated Emissions (continued)**

1.2. Configuration 2: 30 MHz to 1 GHz




Photo 1



Photo 2



**Radiated Emissions (continued)**

1.3. Configuration 3: 1 GHz to 40 GHz




Photo 1




Photo 2

**Radiated Emissions (continued)**

1.4. Configuration 4: 40 GHz to 200 GHz



Photo 1




Photo 2



## 2. AC Conducted Emissions



Photo 1



Photo 2

3. **Radiated Transmitter EIRP**



Photo 1





Photo 1



**Radiated Transmitter EIRP (continued)**



**Photo 3**