



MEMPHIS

AUDIO SINCE 1965

PRODUCT GUIDE AND INSTALLATION MANUAL



ENGINEERED TO RESIST
WATER & ELEMENTS

MXABTRK

Bluetooth Controllers

READY TO TURN IT UP? READ THIS FIRST!

Memphis Audio built a 50 year legacy in the audio industry by engineering the highest quality products to produce the best possible listening experience for our fans and loyal supporters. To fully appreciate our products we recommend taking the time to read and follow the instructions in this manual. As always, we recommend all installations and services be performed by an authorized Memphis Audio dealer.



For optimal performance, Memphis recommends using only Memphis Connection accessories. Outfitting your system with properly sized Memphis Connection wire and accessories will dramatically boost your listening experience and increase the durability of your Memphis Audio products.

Memphis Audio's MXABTRK Bluetooth streaming accessories allow you to wirelessly connect to any Bluetooth device providing a complete Bluetooth solution wherever you need it. To keep this piece as bulletproof as possible, we sealed the unit making it waterproof in the event of submersion and resistant to the elements.



Combine with our Memphis Xtreme Speakers and ultra-compact amplifiers for the perfect rugged go-anywhere solution!


Memphis Audio recommends the installation of our products to be performed by an authorized dealer. Attempting an installation project on your own or through an unauthorized source may result in damage to you product and may potentially void your warranty.

PAIRING INSTRUCTIONS

Before starting, confirm your Bluetooth device is capable of streaming A2DP Bluetooth signals and that the Bluetooth is ENABLED on the device. Typically that function is available by entering the settings menu, then finding the 'Bluetooth' controls on your device.

TIP Bluetooth functions are typically depicted by a Bluetooth symbol. Look for the Bluetooth symbol on your device when attempting to enable Bluetooth functionality.

OPERATION:

Long press and hold the power button  for 1.5 seconds, the unit will turn on and the buttons will illuminate Blue. The BT LED will flash rapidly when the unit is powered on. When the MXABTRK is successfully paired, the BT indicator will be lit blue continuously.

Make sure your phone is in pairing" or "discoverable" mode. Within a few seconds you should see "MXABTRK" appear on your phone's Bluetooth menu. Clicking the MXABTRK name will authorize your phone to connect with the MXABTRK.

Once the MXABTRK is connected, be certain the volume on your phone is set at a reasonably high level (at least 3/4 of max volume) Adjusting the volume of the system can be done on the MXABTRK when your phone is paired.

Long press the power button to turn off the unit.

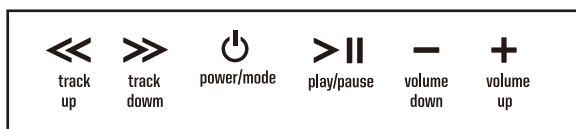
CONTROL FUNCTIONS:

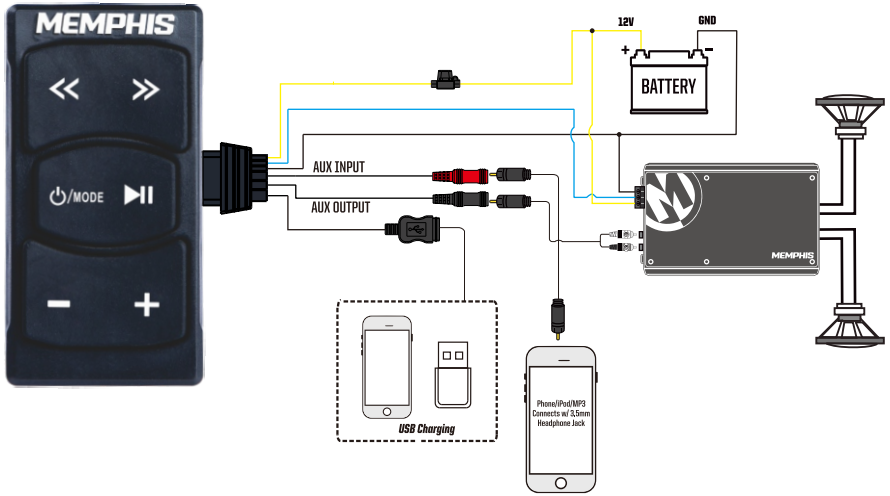
The controls will allow you to perform the following functions: track up, track down, volume up, volume down, play/pause in bluetooth mode.

Changing source: After power is on, short pressing the power button will change the sources: Bluetooth, AUX. The related indicator will illuminate showing which selection is active.

AUXILIARY INPUT FUNCTIONS

Short pressing the power button, it will then play the source that is plugged into the red 3.5mm jack on the wiring harness. When in auxiliary mode, only volume controls will be used and this volume will not control the volume of the source. The volume will only control the max of the source volume down to mute.



MXABTRK- Bluetooth, AUX and USB Charging

WARRANTY

Should your MXABTRK require service, please consult with the dealer from which it was purchased, or contact Memphis Audio customer service: 800-489-2300, or email techsupport@memphiscaraudio.com. Do not attempt to return your amplifier directly to us without first calling for a Return Authorization number. Units received without an accompanying Return Authorization number will be returned unopened. Additionally, you must include a copy of your purchase receipt from an authorized dealer for consideration of in-warranty service; otherwise, repair charges will apply. Units received without a receipt will be held for 30 days allowing us time to contact you and obtain a copy of the receipt. After 30 days, all units will be returned to you unopened.

FCC Statement

This equipment has been tested and found to comply with the limits for a Class B digital device, pursuant to part 15 of the FCC Rules. These limits are designed to provide reasonable protection against harmful interference in a residential installation. This equipment generates, uses and can radiate radio frequency energy and, if not installed and used in accordance with the instructions, may cause harmful interference to radio communications. However, there is no guarantee that interference will not occur in a particular installation. If this equipment does cause harmful interference to radio or television reception, which can be determined by turning the equipment off and on, the user is encouraged to try to correct the interference by one or more of the following measures:

- Reorient or relocate the receiving antenna.
- Increase the separation between the equipment and receiver.
- Connect the equipment into an outlet on a circuit different from that to which the receiver is connected.
- Consult the dealer or an experienced radio/TV technician for help.

FCC Radiation Exposure Statement

This device complies with FCC radiation exposure limits set forth for an uncontrolled environment. This equipment must be installed and operated in accordance with provided instructions and the antenna(s) used for this transmitter must be installed to provide a separation distance of at least 20 cm from all persons.

This device complies with Part 15 of the FCC Rules. Operation is subject to the following two conditions:

- (1) this device may not cause harmful interference, and
- (2) this device must accept any interference received, including interference that may cause undesired operation.

Caution!

Any changes or modifications not expressly approved by the party responsible for compliance could void the user's authority to operate the equipment.



MEMPHIS
XTREME AUDIO

CONTACT INFO



122 GAYOSO AVE, MEMPHIS TN 38101



TECH SUPPORT 800-903-6979

SHOW US YOUR INSTALL & FOLLOW US TODAY!



WWW.MEMPHISCARAUDIO.COM



[@MEMPHISCARAUDIO](https://www.facebook.com/MEMPHISCARAUDIO)



[@MEMPHISCARAUDIOUSA](https://www.instagram.com/MEMPHISCARAUDIOUSA)