



Appendix C. Test Setup Photographs & EUT Photographs


Test Setup Photographs




Left-Cheek Touch




Left-Tilt 15°



Right-Cheek Touch



Right-Tilt 15°



Body SAR Back 15mm




Body SAR Front 15mm



Body SAR Back 15mm with Headset

Depth of the liquid in the phantom – Zoom in

Note: The position used in the measurements were according to IEEE 1528 - 2003




13. Appendix 1 – Test Setup Photograph


Description: Test Photo of Conducted Emission Test Setup




Description: Radiated Emission Test Setup for Below 1GHz



Description: Radiated Emission Test Setup for 1~18GHz




Description: Radiated Emission Test Setup for Above 18GHz




3.7. Test Photograph


Description: ERP Test Setup



Description: Substitution Antenna for ERP Test



Description: EIRP Test Setup



Description: Substitution Antenna for EIRP Test

