



**Figure 1. Conducted Emission Test Setup :DVI Mode**



**Figure 2. Conducted Emission Test Setup : SDI Mode**





**Figure 3. Radiated Emission Test Setup (30 MHz ~ 1 GHz) : DVI Mode**







**Figure 4. Radiated Emission Test Setup (1 ~ 6) GHz : DVI Mode**



**Figure 5. Radiated Emission Test Setup (30 MHz ~ 1 GHz) :SDI Mode**



**Figure 6. Radiated Emission Test Setup (1 ~ 6) GHz : SDI Mode**

