

FCC Part 15B Compliance Test Report

Test Report no.:	Tre_FCC_0740_03.doc	Date of Report:	10.10.2007
Number of pages:	10	Customer's Contact person:	Futoshi Kimura
Testing laboratory:	TCC Nokia Tampere Laboratory P.O. Box 68 Sinitaival 5 FIN-33720 TAMPERE, FINLAND Tel. +358 (0) 7180 46800 Fax. +358 (0) 7180 46880	Customer:	Nokia Corporation Arco Tower Shimomeguro 1-8-1 Meguro-ku TOKYO 153-0064 JAPAN Tel. +81 3 5759 7001 Fax. +81 3 5740 6858
FCC listing no.:	94436		
IC recognition no.:	3608		
Tested devices/ accessories:	GSM-Phone RM-313 / AC-Charger AC-5E / Headset HS-43 / Battery BP-6MT		
FCC ID:	QVVRM-313	IC:	661AE-RM313
Supplement reports:	-		
Testing has been carried out in accordance with:	CFR 47, FCC rules Part 15 Subpart B, ANSI C63.4 (2003), ICES-003, CISPR 22 and IC standards RSS-132 (Issue 2, September 2005), RSS-133 (Issue 3, June 2005) and RSS-210 (Issue 7, June 2007). Deviations, modifications or clarifications (if any) to above mentioned documents are written in each section under "Test method and limit".		
Documentation:	The test report must always be reproduced in full; reproduction of an excerpt only is subject to written approval of the testing laboratory. The documentation of the testing performed on the tested devices is archived for 15 years at TCC Nokia.		
Test Results:	The EUT complies with the requirements in respect of all parameters subject to the test. The test results relate only to devices specified in this document.		
Date and signature for the contents:			

Jari Jantunen, System Manager

1. Summary for FCC Part 15B Compliance Test Report

Date of receipt	28.9.2007
Testing completed	4.10.2007
The customer's contact person	Futoshi Kimura
Test Plan referred to	T:\Projects\
Notes	-
Document name	T:\Projects\RM-313\EMC\Results\FCC\Tre_FCC_0740_03.doc

1.1. EUT and Accessory Information

The EUT is a 5-band (GSM850/900/1800/1900 and WCDMA Band I) mobile phone with GPRS, EGPRS, Bluetooth and WLAN. GSM bands are tested in idle mode. Bluetooth and WLAN are tested with maximum rated TX power.

Product	Type	SN	HW	MV	SW	DUT
GSM-phone	RM-313	004401013181413	3001	-	10.0.005	41270
AC-Charger	AC-5E	-	-	-	-	41272
Headset	HS-43	-	-	-	-	41273
Battery	BP-6MT	-	-	-	-	41271

1.2. Summary of Test Results

GSM 1900:

Section in CFR 47	Section in ICES-003 (RSS-133)	Name of the test	Result
15.107, a	5.3	AC powerline conducted emissions	PASSED
15.109, a	5.5 (9)	Radiated emissions	PASSED

PASSED

The EUT complies with the essential requirements in the standard.

FAILED

The EUT does not comply with the essential requirements in the standard.

NP

The test was not performed by the TCC Nokia Tampere Laboratory.

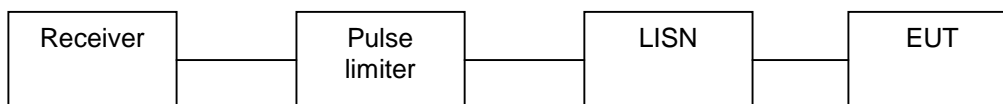
CONTENTS

1. Summary for FCC Part 15B Compliance Test Report.....	2
1.1. EUT and Accessory Information	2
1.2. Summary of Test Results.....	2
2. AC powerline conducted emissions (FCC §15.107, ICES-003 section 5.3).....	4
2.1. Test setup	4
2.2. Test method and limit.....	4
2.3. GSM 1900 Test results	5
3. Radiated emissions (FCC §15.109, ICES-003 section 5.5, RSS-132 6.6, RSS-133 9)	6
3.1. Test setup	6
3.2. Test method and limit.....	6
3.3. GSM 1900 Test results	7
4. Test Equipment.....	9
4.1. Conducted measurements	9
4.2. Radiated measurements	9

2. AC powerline conducted emissions (FCC §15.107, ICES-003 section 5.3)

EUT with DUT number	RM-313 DUT 41270
Accessories with DUT numbers	BP-6MT DUT 41271 / AC-5E DUT 41272 / HS-43 DUT 41273
Operation Voltage [V] / [Hz]	115 / 60
Result	PASSED
Remarks	GPS receiver active
Temp [°C] / Humidity [%RH] / Air Pressure [kPa]	19 / 50
Date of measurements	4.10.2007
Measured by	Jari Jantunen

2.1. Test setup



2.2. Test method and limit

The measurement is made according to ANSI C63.4-2003 as follows:

The EUT is placed on a wooden table 80 cm above the reference groundplane.

The EUT is connected via LISN to a test power supply.

The measurement results are obtained as described below:

$$U [dB\mu V] = U_{RX} + A_{TOT}$$

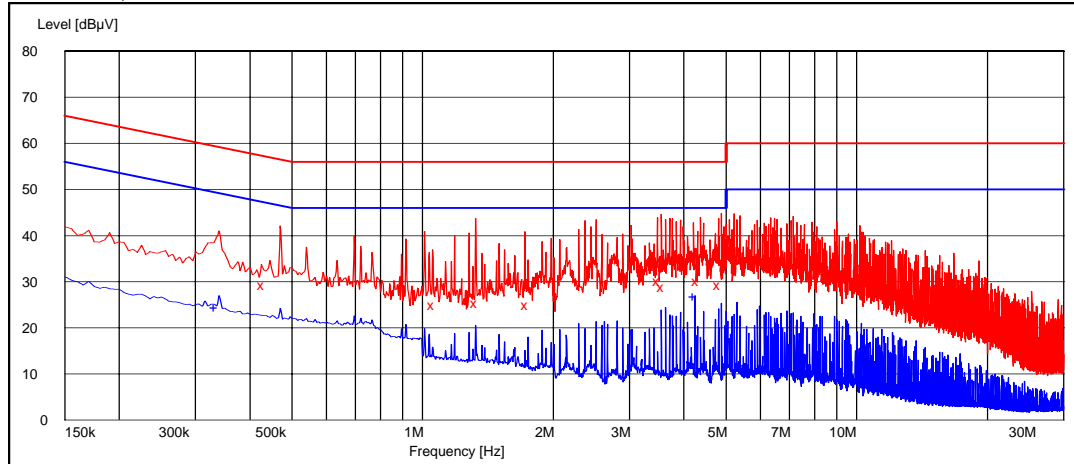
Where U_{RX} is receiver reading and A_{TOT} is total correction factor including cable and pulse limiter attenuations.

CISPR 22 Class B limits

Frequency range [MHz]	Quasi peak limit [dBμV]	Average limit [dBμV]
0.15 - 0.5	66 - 56	56 - 46
0.5 - 5	56	46
5 - 30	60	50

2.3. GSM 1900 Test results

RX mode, channel 661 / 1960.0 MHz



Quasi peak (RBW: 9 kHz)

Frequency [MHz]	U [dBµV]	Line	Result
0.430000	29.40	L1	PASSED
1.060000	25.00	L1	PASSED
1.330000	25.50	L1	PASSED
1.745000	24.90	L1	PASSED
3.510000	30.10	L1	PASSED
3.590000	28.80	L1	PASSED
4.315000	30.10	L1	PASSED
4.830000	29.20	L1	PASSED

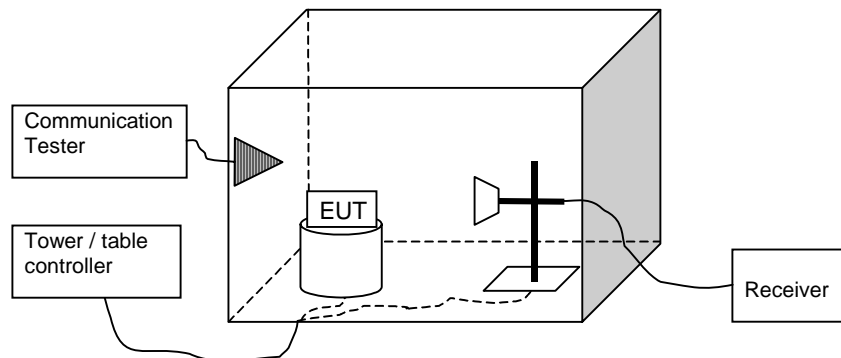
Average (RBW: 9 kHz)

Frequency [MHz]	U [dBµV]	Line	Result
0.335000	24.40	L1	PASSED
4.240000	26.90	L1	PASSED

3. Radiated emissions (FCC §15.109, ICES-003 section 5.5, RSS-132 6.6, RSS-133 9)

EUT with DUT number	RM-313 DUT 41270
Accessories with DUT numbers	BP-6MT DUT 41271 / AC-5E DUT 41272 / HS-43 DUT 41273
Operation Voltage [V] / [Hz]	115 / 60
Result	PASSED
Remarks	GPS receiver active
Temp [°C] / Humidity [%RH] / Air Pressure [kPa]	21 / 51 / 102.1
Date of measurements	4.10.2007
Measured by	Jari Jantunen

3.1. Test setup



3.2. Test method and limit

The measurement is made according to ANSI C63.4-2003as follows:

The measurement is performed in the Semi-Anechoic Chamber with conducting metal floor.

The measurement distance is 3 m.

The EUT is placed on a nonconductive plate at 80 cm height.

For each suspected frequency, the turntable is rotated 360 degrees and antenna is scanned from 1 to 4 m. This is repeated for both horizontal and vertical receive antenna polarizations.

The emissions less than 20 dB below the permissible value are reported.

The measurement results are obtained as described below:

$$E [\mu\text{V/m}] = U_{RX} + A_{TOT}$$

Where U_{RX} is receiver reading and A_{TOT} is total correction factor including cable loss, antenna factor and preamplifier gain ($A_{TOT} = L_{CABLES} + AF - G_{PREAMP}$).

CISPR 22 and FCC Part 15 Class B limits (3 m measurement distance)

Frequency range [MHz]	Quasi peak limit [dB μ V/m]	Average limit [dB μ V/m]	Peak limit [dB μ V/m]
30 – 230	40	-	-
230 – 1000	47	-	-
Above 1000	-	54	74

3.3. GSM 1900 Test results

RX mode, channel 512 / 1930.2 MHz

Peak (RBW: 1 MHz)

Frequency [MHz]	E [dB μ V/m]	E [μ V/m]	U_{RX} [dB μ V]	A_{TOT} [dB]	Polarisation	Result
3860.000000	41.10	113.50	43.80	-2.7	VERTICAL	PASSED
7720.000000	44.10	160.32	40.40	3.7	VERTICAL	PASSED

Average (RBW: 1 MHz)

Frequency [MHz]	E [dB μ V/m]	E [μ V/m]	U_{RX} [dB μ V]	A_{TOT} [dB]	Polarisation	Result
3860.000000	27.90	24.83	30.60	-2.7	VERTICAL	PASSED
7720.000000	30.60	33.88	26.90	3.7	VERTICAL	PASSED

RX mode, channel 661 / 1960.0 MHz

Quasi peak (RBW: 120 kHz)

Frequency [MHz]	E [dB μ V/m]	E [μ V/m]	U_{RX} [dB μ V]	A_{TOT} [dB]	Polarisation	Result
41.443086	26.10	20.18	56.90	-30.8	VERTICAL	PASSED
64.267335	12.80	4.37	52.10	-39.3	VERTICAL	PASSED
108.637275	12.10	4.03	47.00	-34.9	VERTICAL	PASSED

Peak (RBW: 1 MHz, VBW: 1 MHz)

Frequency [MHz]	E [dB μ V/m]	E [μ V/m]	U_{RX} [dB μ V]	A_{TOT} [dB]	Polarisation	Result
3920.000000	40.50	105.93	43.00	-2.50	VERTICAL	PASSED
7840.000000	44.40	165.96	40.80	3.60	VERTICAL	PASSED

Average (RBW: 1 MHz)

Frequency [MHz]	E [dB μ V/m]	E [μ V/m]	U_{RX} [dB μ V]	A_{TOT} [dB]	Polarisation	Result
3920.000000	27.90	24.83	30.40	-2.50	VERTICAL	PASSED
7840.000000	31.60	38.02	28.00	3.60	VERTICAL	PASSED

RX mode, channel 810 / 1989.8 MHz

Peak (RBW: 1 MHz)

Frequency [MHz]	E [dB μ V/m]	E [μ V/m]	U _{RX} [dB μ V]	A _{TOT} [dB]	Polarisation	Result
3980.000000	40.70	108.39	43.30	-2.6	HORIZONTAL	PASSED
7960.000000	44.80	173.78	40.60	4.2	VERTICAL	PASSED

Average (RBW: 1 MHz)

Frequency [MHz]	E [dB μ V/m]	E [μ V/m]	U _{RX} [dB μ V]	A _{TOT} [dB]	Polarisation	Result
3980.000000	28.00	25.12	30.60	-2.6	VERTICAL	PASSED
7960.000000	31.20	36.31	27.00	4.2	VERTICAL	PASSED

4. Test Equipment

4.1. Conducted measurements

Eq. No	Equipment	Type	Manufacturer	Used in
TM30597	Power splitter	11667A	Agilent	22/24/27, 15C
TM37499	Power splitter	11667A	Agilent	22/24/27, 15C
TM38111	Multimeter	34401A	Agilent	22/24/27, 15C
TM38112	DC power supply	6632A	Agilent	22/24/27, 15C
TM22901	Attenuator	8496A	Agilent	22/24/27, 15C
TM30636	Artificial mains net	L2-16	PMM	15C, 15B
TM37678	Radio communication tester	CMU-200	R&S	22/24/27, 15C, 15B
TM37773	Radio communication tester	CMU-200	R&S	22/24/27, 15C, 15B
TM30600	Pulse Limiter	ESH3-Z2	R&S	15C, 15B
TM26490	LISN 50 µH	ESH3-Z5	R&S	15C, 15B
TM37610	Spectrum analyzer	FSU	R&S	22/24/27, 15C
TM22835	Multimeter	87	Fluke	15C, 15B
TM37500	Microwave switch system	7116-MSW	Keithley	22/24/27, 15C, 15B
TM22638	Power supply	OL63743-901	Transformatic	22/24/27, 15C, 15B
	Temperature chamber	VT4002	Vötsch	22/24/27, 15C
2058	EMI Test receiver	ESPC	R&S	15C, 15B
2001	Bluetooth tester	CBT	R&S	22/24/27, 15C, 15B
2002	Radio communication tester	CMU-200	R&S	22/24/27, 15C, 15B

4.2. Radiated measurements

Eq. No	Equipment	Type	Manufacturer	Used in
TM30599	3m semi-anechoic chamber		TDK	22/24/27, 15C, 15B
TM38845	EMI receiver	ESI 40	R&S	22/24/27, 15C, 15B
TM37498	Preamplifier	AMF-5D-020180-26-10P	MITEQ	22/24/27, 15C, 15B
TM37523	Preamplifier	AMF-4D-10M-3G-25-20P	MITEQ	22/24/27, 15C, 15B
TM37516	Biconilog antenna	HL562	R&S	22/24/27, 15C, 15B
TM26496	Double ridged waveguide antenna	3115	EMCO	22/24/27, 15C, 15B
TM39158	Horn antenna	3116	EMCO	22/24/27, 15C, 15B
TM26492	Reference dipole set	UHAP/VHAP	Schwarzbeck	22/24/27, 15C, 15B
TM37501	Dipole antenna	3125-870	EMCO	22/24/27
TM37502	Dipole antenna	3125-1880	EMCO	22/24/27
TM37773	Radio communication tester	CMU-200	R&S	22/24/27, 15C, 15B
TM38631	Signal generator	83640L	Agilent	22/24/27, 15C, 15B
TM38066	High pass filter	4HC3000/18000-3-KK	Trilithic	22/24/27, 15C, 15B
TM26511	Tunable notch filter	WRCA870	Wainwright	22/24/27
TM38215	Tunable notch filter	WRCD1850/1910-0.2/40	Wainwright	22/24/27
TM38214	Band reject filter	WRCT 2402/2480-2400/2483.5-30	Wainwright	15C
TM30642	Mast/Turntable controller	HD-100	Deisel	22/24/27, 15C, 15B
TM26500	Turntable	DS412	Deisel	22/24/27, 15C, 15B
TM38842	Antenna mast controller	2090	EMCO	22/24/27, 15C, 15B
TM38843	Antenna mast	2075	EMCO	22/24/27, 15C, 15B
TM38114	DC power supply	6632A	Agilent	22/24/27, 15C, 15B
TM38323	Preamplifier	PA-02 18-26 GHz	EMC Automation	22/24/27, 15C, 15B
TM37678	Radio communication tester	CMU-200	R&S	22/24/27, 15C, 15B
TM22638	Power supply	OL63743-901	Transformatic	22/24/27, 15C, 15B

Eq. No	Equipment	Type	Manufacturer	Used in
TM23892	Yaesu controller	G-1000SDX	Yaesu	22/24/27, 15C, 15B
2001	Bluetooth tester	CBT	R&S	22/24/27, 15C, 15B
2002	Radio communication tester	CMU-200	R&S	22/24/27, 15C, 15B