

**Application for Certification
For a Wireless Access Point**

3e Technologies International Inc.
700 King Farm Blvd., Suite 600
Rockville, MD 20850

NL5354MP+ Aires2 WLAN card module

FCC ID: QVT-WLAN-MP1

REPORT # RV58042A-004

This report was prepared in accordance with the requirements of the FCC Rules and Regulations Part 2, Subpart J, 2.1033, Part 15.247, Part 15.407 and other applicable sections of the rules as indicated herein.

Prepared By:

DNB Engineering, Inc.
5969 Robinson Avenue
Riverside, CA 92503

27 Sept 2004

TABLE OF CONTENTS

Paragraph numbers in this report follow the application section numbers found in the FEDERAL COMMUNICATIONS COMMISSION Rules and Regulations, Part 2, Subpart J for Certification of electronic equipment.

TABLE OF CONTENTS	2
1.0 ADMINISTRATIVE DATA	3
1.1 Certifications and Qualifications	3
1.2 Measurement Repeatability Information	3
2.1033 (b) (1) Application for Certification	4
2.1033 (b) (2) FCC Identifier	5
2.1033 (b) (3) Installation and Operating Instructions	6
2.1033 (b) (4) Brief Description of Circuit Function	7
2.1033 (b) (5) Block Diagram	8
2.1033 (b) (6) Report of Measurements	9
15.207 Conducted Emissions (General Provisions)	10
15.209 Radiated Emissions (General Provisions)	14
15.205 Radiated Emissions (Restricted Bands) [15.247 c and 15.407 b7]	30
15.247 (a,2) 6 dB Emission Bandwidth	91
15.247 (b,3) Maximum Peak Output Power (Conducted)	104
15.247 (c) Conducted Band Edge Measurements	116
15.247 (c) Spurious RF Conducted Emissions	123
15.247 (d) Peak Power Spectral Density	143
15.407 (a) 26 dB Emission Bandwidth	155
15.407 (a) Peak Transmit Power (Conducted)	159
15.407 (a)(5) Peak Power Spectral Density	163
15.407 (a)(6) Peak Excursion	167
15.407 (b)(1) Conducted Band Edge Measurements	171
15.407 (b)(1) Spurious RF Conducted Emissions	174
RF Exposure Requirements	188
End of Report	191

1.0 ADMINISTRATIVE DATA

1.1 Certifications and Qualifications

I certify that DNB Engineering, Inc conducted the tests performed in order to obtain the technical data presented in this application. Also, based on the results of the enclosed data, I have concluded that the equipment tested meets or exceeds the requirements of the Rules and Regulations governing this application.

1.2 Measurement Repeatability Information

The test data presented in this report has been acquired using the guidelines set forth in FCC Part 2.1031 through 2.1057, Part 15. The test results presented in this document are valid only for the equipment identified herein under the test conditions described. Repeatability of these test results will only be achieved with identical measurement conditions. These conditions include: The same test distance, EUT Height, Measurement Site Characteristics, and the same EUT System Components. The system must have the same Interconnecting Cables arranged in identical placement to that in the test set-up, with the system and/or EUT functioning in the identical mode of operation (i.e. software and so on) as on the date of the test. Any deviation from the test conditions and the environment on the date of the test may result in measurement repeatability difficulties.

All changes made to the EUT during the course of testing as identified in this test report must be incorporated into the EUT or identical models to ensure compliance with the FCC regulations.



C. L. Payne III (Para. 1.1)
Sr Engineering Manager
Riverside Facility.
DNB Engineering, Inc.
Tel. (951) 637-2630
FAX (951) 637-2704

2.1033 (b) (1) Application for Certification

Name of Applicant: 3e Technologies International Inc.
700 King Farm Blvd., Suite 600
Rockville, MD 20850

FRN Number: 0008305898

Applicant is: X Manufacturer
Vendor
Licensee
Prospective Licensee
Other

Name of Manufacturer 3e Technologies International Inc.

Description: Wireless Access Point module card

Part Number: WLAN-MP1

Anticipated Production Quantity: Multiple Units

15.247 Frequency Bands: 2.412 – 2.462 GHz / 5.735 - 5.840 GHz

15.247 Rated Power: 120 mW / 25mW

15.407 Frequency Bands: 5.27-5.325GHz


15.407 Rated Power: 100mW

Type of Signal: Digital Modulation

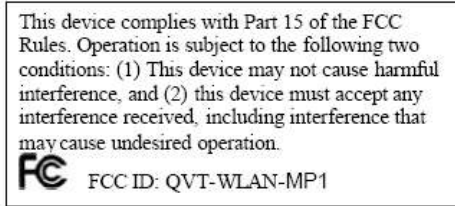
2.1033 (b) (2) FCC Identifier

FCC ID: QVT-WLAN-MP1

FCC Label 2.0inch x 1.0 inch 1:1



FCC Label 2.0inch x 1.0 inch 1:2



Location of the Label:



Picture of the WLAN card with the FCC label



Figure 1 - Label

2.1033 (b) (3) Installation and Operating Instructions

To be filed as a separate attachment

2.1033 (b) (4) Brief Description of Circuit Function

Te be filed as a separate attachment

2.1033 (b) (5) Block Diagram

Te be filed as a separate attachment

2.1033 (b) (6) Report of Measurements

15.207 Conducted Emissions (General Provisions)

Test Procedure:

To measure conducted emissions, the EUT was set upon a wooden table in the shielded enclosure. AC power was fed into the EUT from the Artificial Mains Network. With the Artificial Mains Network connected to an HP 8568B Spectrum Analyzer, and using the HP 9825 Computer/Controller and the HP 85864B EMI Measurement Software, the spectrum was searched from 0.15 - 30 MHz for emissions emanating from the EUT.

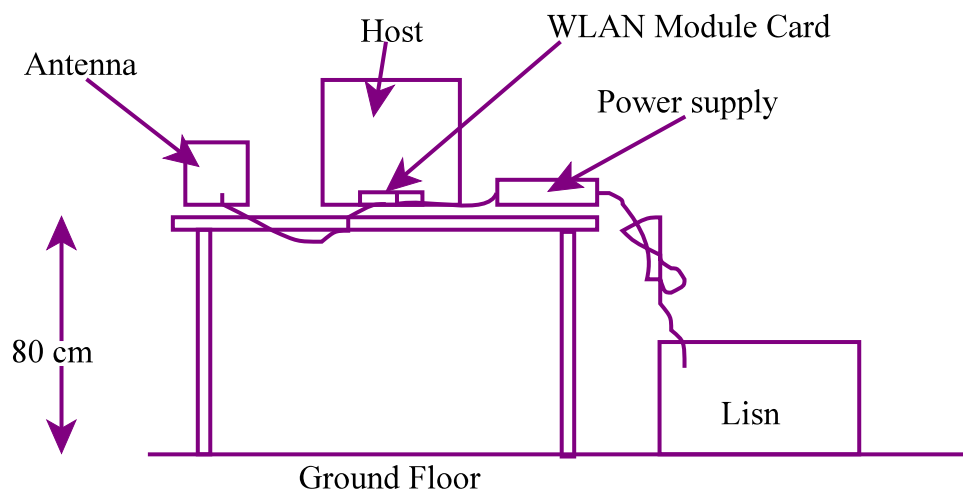
Frequency of emission (MHz)	Conducted Limit (dBuV)	
	Quasi-Peak	Average
0.15 - 0.5	66 to 56*	56 to 46*
0.5 - 5	56	46
5 - 30	60	50

* Decreases with the logarithm of the frequency.

EUT operating conditions: Running software as supplied by the manufacturer

Note: This device is powered by 48VDC which has no direct connection to the AC Mains. As a host simulator was used conducted emissions was performed on the simulator which provides power to the module card to verify compliance with 15.207 limits.

Test Set-Up:





5969 Robinson Avenue
Riverside, CA 92503
(951) 637-2630
FAX (951) 637-2704

Conducted Emissions

DNB Job Number:	58042	Date:	8 Dec 2004	Specification [X] 15.207
Customer:	3e Technologies			
Model Number:	NL5354MP+ Aires2	Serial Number:		
Description:	Wireless Access Point			
	Photos			

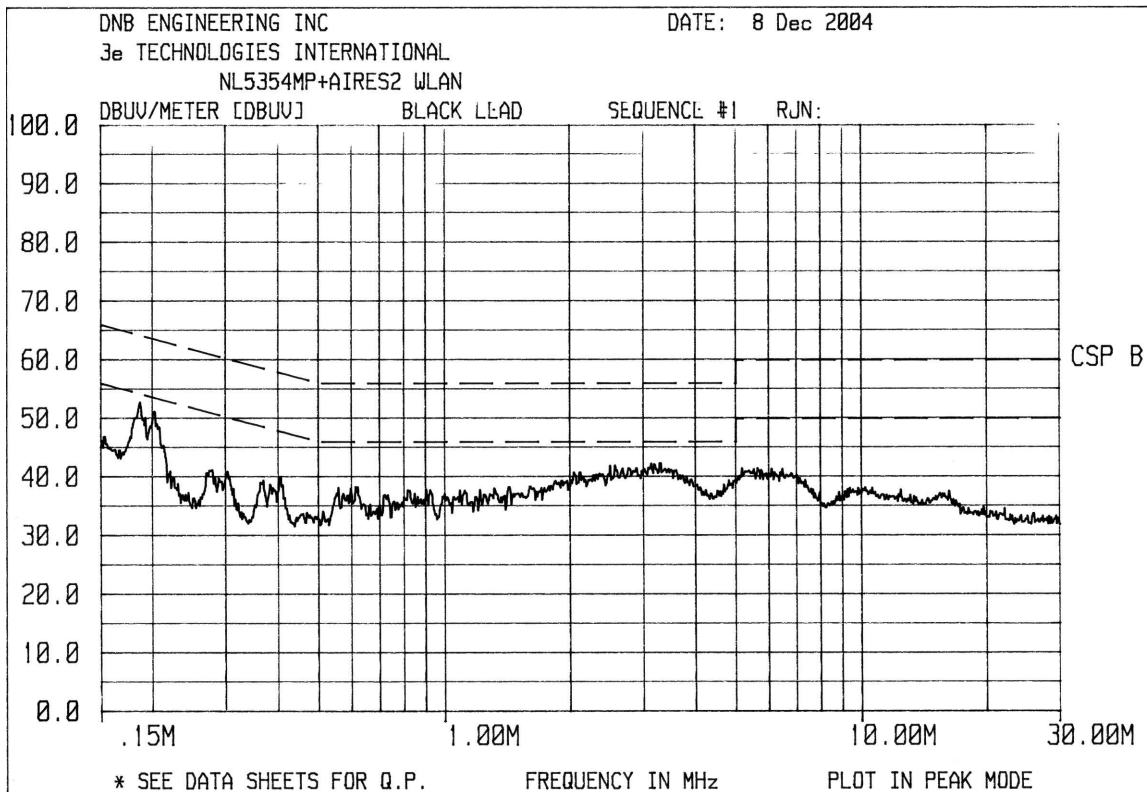




5969 Robinson Avenue
Riverside, CA 92503
(951) 637-2630
FAX (951) 637-2704

Conducted Emissions

DNB Job Number:	58042	Date:	8 Dec 2004	Specification [X] 15.207
Customer:	3e Technologies			
Model Number:	NL5354MP+ Aires2	Serial Number:		
Description:	Wireless Access Point			
	Black Lead			

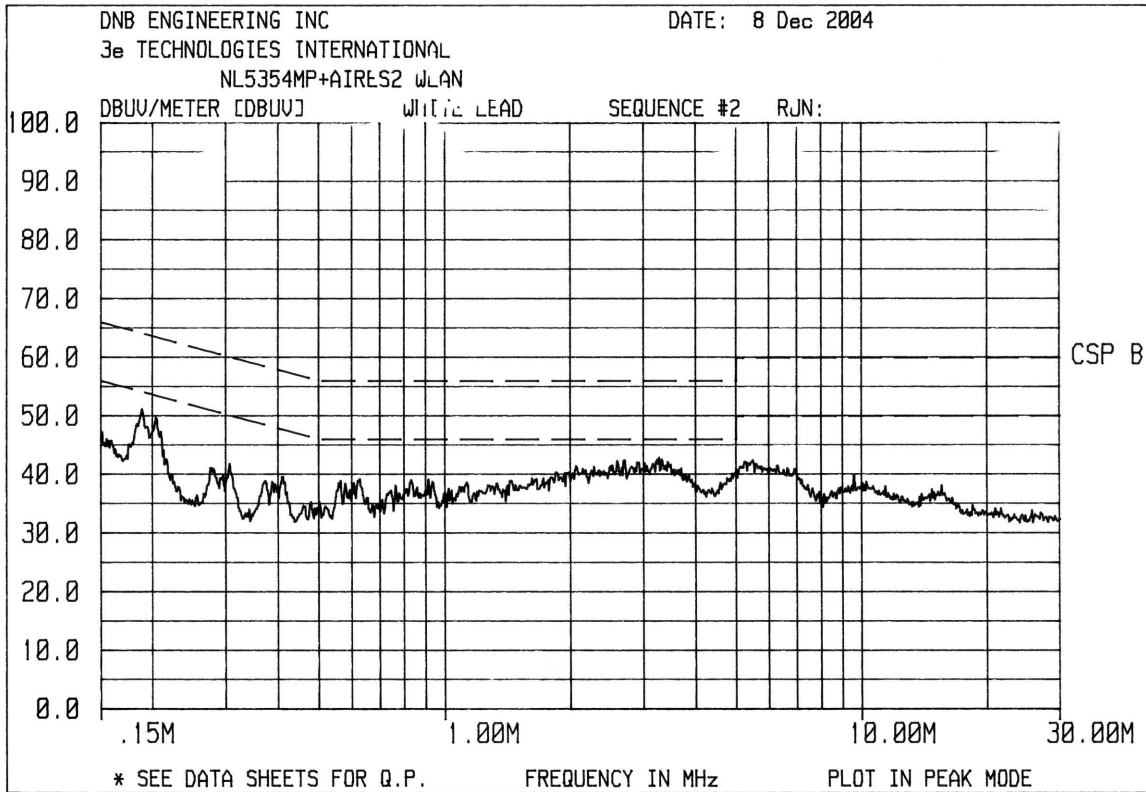




5969 Robinson Avenue
Riverside, CA 92503
(951) 637-2630
FAX (951) 637-2704

Conducted Emissions

DNB Job Number:	58042	Date:	8 Dec 2004	Specification [X] 15.207
Customer:	3e Technologies			
Model Number:	NL5354MP+ Aires2	Serial Number:		
Description:	Wireless Access Point			
	White Lead			



15.209 Radiated Emissions (General Provisions)

Test Procedure:

The EUT was measured on an open area test site (OATS).

A measuring distance of at least 3 m shall be used for measurements at frequencies up to 1 GHz. For frequencies above 1 GHz, any suitable measuring distance may be used. The equipment size (excluding the antenna) shall be less than 20 % of the measuring distance.

Sufficient precautions shall be taken to ensure that reflections from extraneous objects adjacent to the site do not degrade the measurement results, in particular:

- no extraneous conducting objects having any dimension in excess of a quarter wavelength of the highest frequency tested shall be in the immediate vicinity of the site;
- all cables shall be as short as possible; as much of the cables as possible shall be on the ground plane or preferably below; and the low impedance cables shall be screened.

The EUT shall be placed upon a non-conductive table 1.5 meters above the ground plane and shall be placed in the “worst case” transmitting mode. The EUT shall be rotated 360 degrees to find the azimuth maxima. The receive antenna shall then be raised and lowered between 1 to 4 meters to find the maximum signal emanating from the EUT. This signal strength is then recorded on the data sheets.

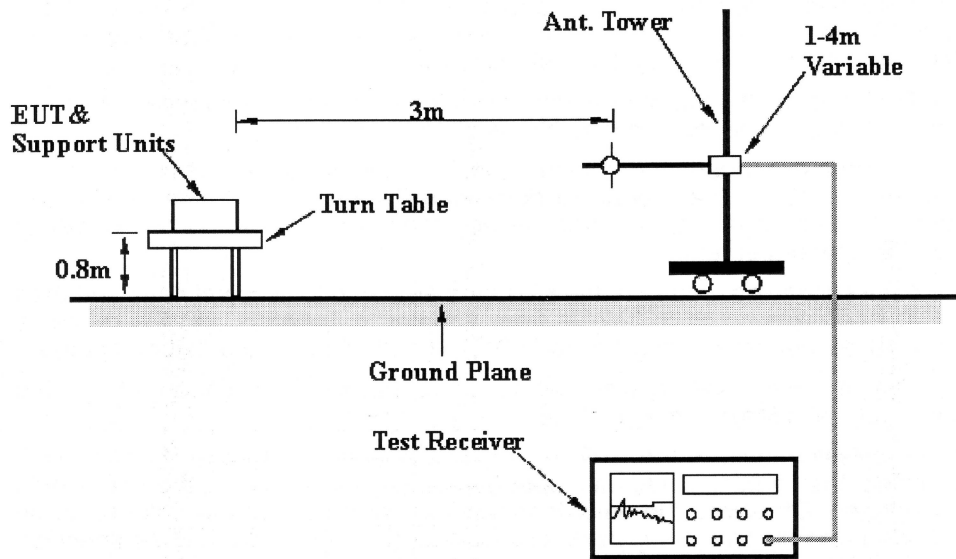
Frequency (MHz)	Field Strength (uV/m)	Field Strength (dBuV/m)	Measurement Distance (meters)
.0009 - 0.490	2400/F(kHz)	$20 * (\text{Log}_{10}(2400/F(\text{kHz})))$	300
0.490 - 1.705	24000/F(kHz)	$20 * (\text{Log}_{10}(24000/F(\text{kHz})))$	30
1.705 - 30.0	30	29.5	30
30 - 88	100	40.0	3
88 - 216	150	43.5	3
216 - 960	200	46.0	3
Above 960	500	54.0	3




5969 Robinson Avenue
Riverside, CA 92503
(951) 637-2630
FAX (951) 637-2704


Radiated Emissions (Spurious)

DNB Job Number:	58042	Date:	8 Sep 2004	Specification [X] 15.209
Customer:	3e Technologies			
Model Number:	NL5354MP+ Aires2	Serial Number:		
Description:	Wireless Access Point			
	Test Set Up			




		5969 Robinson Avenue Riverside, CA 92503 (951) 637-2630 FAX (951) 637-2704		Radiated Emissions (Spurious)	
DNB Job Number:	58042	Date:	8 Sep 2004	Specification [X] 15.209	
Customer:	3e Technologies				
Model Number:	NL5354MP+ Aires2	Serial Number:			
Description:	Wireless Access Point				
Test Set Up					
Transmit Antenna	Horizontal	Receive Antenna	Vertical		




		5969 Robinson Avenue Riverside, CA 92503 (951) 637-2630 FAX (951) 637-2704		Radiated Emissions (Spurious)	
DNB Job Number:	58042	Date:	8 Sep 2004	Specification [X] 15.209	
Customer:	3e Technologies				
Model Number:	NL5354MP+ Aires2	Serial Number:			
Description:	Wireless Access Point				
Test Set Up					
Transmit Antenna	Horizontal	Receive Antenna	Horizontal		



		5969 Robinson Avenue Riverside, CA 92503 (951) 637-2630 FAX (951) 637-2704		Radiated Emissions (Spurious)	
DNB Job Number:	58042	Date:	8 Sep 2004	Specification [X] 15.209	
Customer:	3e Technologies				
Model Number:	NL5354MP+ Aires2	Serial Number:			
Description:	Wireless Access Point				
Test Set Up					
Transmit Antenna	Vertical	Receive Antenna	Horizontal		



	5969 Robinson Avenue Riverside, CA 92503 (951) 637-2630 FAX (951) 637-2704		Radiated Emissions (Spurious)	
DNB Job Number:	58042	Date: 8 Sep 2004	Specification [X] 15.209	
Customer:	3e Technologies			
Model Number:	NL5354MP+ Aires2	Serial Number:		
Description:	Wireless Access Point			
Test Set Up				
Transmit Antenna	Vertical	Receive Antenna	Vertical	





5969 Robinson Avenue
 Riverside, CA 92503
 (951) 637-2630
 FAX (951) 637-2704

Radiated Emissions (Spurious)

DNB Job Number:	58042	Date:	8 Sep 2004				Specification											
Customer:	3e Technologies											[X] 15.209						
Model Number:	NL5354MP+ Aires2	Serial Number:																
Description:	Wireless Access Point																	
EUT is in conformance with FCC 15.209													X	YES		NO	Signed	<i>Les Payne</i>
Channel	Transmit Antenna (Directional)								Rev Antenna (DRG)									
1	PCW24-03014-BFL	Gain = 14dBi				Horizontal				Polarity = Pl								
FREQ (Mhz)	Meter	Correction Factors			dBuV/m				Positions									
		DRG	Cbl	Amp	Corr	Lim	Delta	Typ	Tbl	Pl	Hgt							
2390.00	36.3	28.0	10.7	-31.1	43.9	54	-10.1	AV	175	H	1.00							
2390.00	53.0	28.0	10.7	-31.1	60.6	74	-13.4	PK	175	H	1.00							
2400.00	44.8	28.0	10.7	-31.1	52.4	54	-1.6	AV	175	H	1.00							
2400.00	65.0	28.0	10.7	-31.1	72.6	74	-1.4	PK	175	H	1.00							
2407.40	84.7	28.0	10.8	-31.1	92.4	Fund	Fund	PK	175	H	1.00							
2407.85	74.1	28.0	10.8	-31.1	81.8	Fund	Fund	AV	175	H	1.00							
4822.00	45.4	32.9	15.4	-28.3	65.4	74	-8.6	PK	173	H	1.00							
4824.50	31.8	32.9	15.4	-28.3	51.8	54	-2.2	AV	173	H	1.00							
7236.50	17.4	36.5	20.3	-28.7	45.5	54	-8.5	AV	0	H	1.00							
7236.50	31.1	36.5	20.3	-28.7	59.2	74	-14.8	PK	0	H	1.00							
9648.50	12.1	38.0	24.1	-23.8	50.4	54	-3.6	AV	0	H	1.00							
9648.50	25.8	38.0	24.1	-23.8	64.1	74	-9.9	PK	0	H	1.00							
2390.00	35.5	28.0	10.7	-31.1	43.1	54	-10.9	AV	131	V	1.34							
2390.00	54.0	28.0	10.7	-31.1	61.6	74	-12.4	PK	131	V	1.34							
2400.00	42.8	28.0	10.7	-31.1	50.4	54	-3.6	AV	131	V	1.34							
2400.00	65.1	28.0	10.7	-31.1	72.7	74	-1.3	PK	131	V	1.34							
2407.20	83.4	28.0	10.8	-31.1	91.1	Fund	Fund	PK	131	V	1.34							
2407.25	70.9	28.0	10.8	-31.1	78.6	Fund	Fund	AV	131	V	1.34							
4820.50	31.3	32.9	15.4	-28.3	51.3	54	-2.7	AV	281	V	1.76							
4820.50	46.2	32.9	15.4	-28.3	66.2	74	-7.8	PK	281	V	1.76							
7236.20	18.2	36.5	20.3	-28.7	46.3	54	-7.7	AV	0	V	1.00							
7236.20	30.2	36.5	20.3	-28.7	58.3	74	-15.7	PK	0	V	1.00							
9648.20	14.0	38.0	24.1	-23.8	52.3	54	-1.7	AV	0	V	1.00							
9648.20	23.9	38.0	24.1	-23.8	62.2	74	-11.8	PK	0	V	1.00							



5969 Robinson Avenue
 Riverside, CA 92503
 (951) 637-2630
 FAX (951) 637-2704

Radiated Emissions (Spurious)

DNB Job Number:	58042	Date:	8 Sep 2004				Specification						
Customer:	3e Technologies											[X] 15.209	
Model Number:	NL5354MP+ Aires2	Serial Number:											
Description:	Wireless Access Point												
EUT is in conformance with FCC 15.209							X	YES		NO	Signed		<i>Les Payne</i>
Channel	Transmit Antenna (Directional)								Rev Antenna (DRG)				
1	PCW24-03014-BFL	Gain = 14dBi			Vertical			Polarity = Pl					
FREQ (Mhz)	Meter	Correction Factors			dBuV/m				Positions				
		DRG	Cbl	Amp	Corr	Lim	Delta	Typ	Tbl	Pl	Hgt		
2390.00	34.5	28.0	10.7	-31.1	42.1	54	-11.9	AV	174	H	2.10		
2390.00	51.8	28.0	10.7	-31.1	59.4	74	-14.6	PK	174	H	2.10		
2400.00	41.3	28.0	10.7	-31.1	48.9	54	-5.1	AV	174	H	2.10		
2400.00	60.4	28.0	10.7	-31.1	68	74	-6	PK	174	H	2.10		
2415.00	78.2	28.0	10.8	-31.1	85.9	Fund	Fund	PK	174	H	2.10		
2409.30	67.2	28.0	10.8	-31.1	74.9	Fund	Fund	AV	174	H	2.10		
4824.40	45.8	32.9	15.4	-28.3	65.8	74	-8.2	PK	201	H	2.09		
4823.20	31.9	32.9	15.4	-28.3	51.9	54	-2.1	AV	201	H	2.09		
7229.70	17.5	36.5	20.3	-28.7	45.6	54	-8.4	AV	0	H	1.00		
7229.70	32.7	36.5	20.3	-28.7	60.8	74	-13.2	PK	0	H	1.00		
9647.70	13.3	38.0	24.1	-23.8	51.6	54	-2.4	AV	0	H	1.00		
9647.70	25.9	38.0	24.1	-23.8	64.2	74	-9.8	PK	0	H	1.00		
2390.00	38.5	28.0	10.7	-31.1	46.1	54	-7.9	AV	360	V	1.15		
2390.00	59.1	28.0	10.7	-31.1	66.7	74	-7.3	PK	360	V	1.15		
2400.00	45.6	28.0	10.7	-31.1	53.2	54	-0.8	AV	360	V	1.15		
2400.00	64.6	28.0	10.7	-31.1	72.2	74	-1.8	PK	360	V	1.15		
2415.00	88.7	28.0	10.8	-31.1	96.4	Fund	Fund	PK	360	V	1.15		
2416.15	77.8	28.0	10.8	-31.1	85.5	Fund	Fund	AV	360	V	1.15		
4820.60	32.3	32.9	15.4	-28.3	52.3	54	-1.7	AV	214	V	1.26		
4818.50	46.1	32.9	15.4	-28.3	66.1	74	-7.9	PK	214	V	1.26		
7235.90	22.9	36.5	20.3	-28.7	51	54	-3	AV	0	V	1.00		
7235.90	34.5	36.5	20.3	-28.7	62.6	74	-11.4	PK	0	V	1.00		
9647.90	13.6	38.0	24.1	-23.8	51.9	54	-2.1	AV	0	V	1.00		
9647.90	24.8	38.0	24.1	-23.8	63.1	74	-10.9	PK	0	V	1.00		



5969 Robinson Avenue
 Riverside, CA 92503
 (951) 637-2630
 FAX (951) 637-2704

Radiated Emissions (Spurious)

DNB Job Number:	58042	Date:	8 Sep 2004				Specification									
Customer:	3e Technologies											[X] 15.209				
Model Number:	NL5354MP+ Aires2	Serial Number:														
Description:	Wireless Access Point															
EUT is in conformance with FCC 15.209											X		YES		NO	Signed
Channel	Transmit Antenna (Directional)								Rev Antenna (DRG)							
6	PCW24-03014-BFL	Gain = 14dBi			Horizontal			Polarity = Pl								
FREQ (Mhz)	Meter	Correction Factors			dBuV/m			Positions								
		DRG	Cbl	Amp	Corr	Lim	Delta	Typ	Tbl	Pl	Hgt					
2430.25	68.6	28.0	10.8	-31.1	76.3	Fund	Fund	AV	217	H	1.00					
2430.50	81.0	28.0	10.8	-31.1	88.7	Fund	Fund	PK	217	H	1.00					
4873.30	29.4	33.0	15.	-28.3	49.1	54	-4.9	AV	222	H	1.19					
4873.30	43.4	33.0	15.5	-28.3	63.6	74	-10.4	PK	222	H	1.19					
7310.30	18.5	36.6	20.4	-28.8	46.7	54	-7.3	AV	0	H	1.00					
7310.30	30.1	36.6	20.4	-28.8	58.3	74	-15.7	PK	0	H	1.00					
9747.30	13.2	38.1	24.4	-23.8	51.9	54	-2.1	AV	0	H	1.00					
9747.30	24.4	38.1	24.4	-23.8	63.1	74	-10.9	PK	0	H	1.00					
2431.90	67.7	28.0	10.8	-31.1	75.4	Fund	Fund	AV	131	V	1.34					
2432.00	77.1	28.0	10.8	-31.1	84.8	Fund	Fund	PK	131	V	1.34					
4868.20	48.3	33.0	15.5	-28.3	68.5	74	-5.5	PK	281	V	1.76					
4871.55	32.8	33.0	15.5	-28.3	53	54	-1	AV	281	V	1.76					
7310.80	19.1	36.6	20.4	-28.8	47.3	54	-6.7	AV	0	V	1.00					
7310.80	32.6	36.6	20.4	-28.8	60.8	74	-13.2	PK	0	V	1.00					
9747.80	14.2	38.1	24.4	-23.8	52.9	54	-1.1	AV	0	V	1.00					
9747.80	24.5	38.1	24.4	-23.8	63.2	74	-10.8	PK	0	V	1.00					



5969 Robinson Avenue
 Riverside, CA 92503
 (951) 637-2630
 FAX (951) 637-2704

Radiated Emissions (Spurious)

DNB Job Number:		58042		Date:		8 Sep 2004		Specification [X] 15.209							
Customer:		3e Technologies													
Model Number:		NL5354MP+ Aires2			Serial Number:										
Description:		Wireless Access Point													
EUT is in conformance with FCC 15.209						X	YES		NO	Signed	<i>Les Payne</i>				
Channel		Transmit Antenna (Directional)						Rev Antenna (DRG)							
6		PCW24-03014-BFL		Gain = 14dBi		Vertical		Polarity = Pl							
FREQ (Mhz)	Meter	Correction Factors			dBuV/m			Positions							
		DRG	Cbl	Amp	Corr	Lim	Delta	Typ	Tbl	Pl	Hgt				
2430.40	82.8	28.0	10.8	-31.1	90.5	Fund	Fund	PK	193	H	1.00				
2430.60	72.5	28.0	10.8	-31.1	80.2	Fund	Fund	AV	193	H	1.00				
4874.05	28.5	33.0	15.	-28.3	48.2	54	-5.8	AV	127	H	1.07				
4880.00	42.8	33.0	15.5	-28.3	63	74	-11	PK	127	H	1.07				
7310.70	18.0	36.6	20.4	-28.8	46.2	54	-7.8	AV	127	H	1.07				
7310.70	31.3	36.6	20.4	-28.8	59.5	74	-14.5	PK	127	H	1.07				
9747.70	13.2	38.1	24.4	-23.8	51.9	54	-2.1	AV	127	H	1.07				
9747.70	30.1	38.1	24.4	-23.8	68.8	74	-5.2	PK	127	H	1.07				
2438.45	79.9	28.0	10.8	-31.1	87.6	Fund	Fund	AV	360	V	1.40				
2440.00	90.1	28.0	10.8	-31.1	97.8	Fund	Fund	PK	360	V	1.40				
4873.95	32.5	33.0	15.5	-28.3	52.7	54	-1.3	AV	0	V	1.00				
4873.95	50.4	33.0	15.5	-28.3	70.6	74	-3.4	PK	0	V	1.00				
7309.50	18.4	36.6	20.4	-28.8	46.6	54	-7.4	AV	0	V	1.00				
7309.50	30.0	36.6	20.4	-28.8	58.2	74	-15.8	PK	0	V	1.00				
9746.50	14.1	38.1	24.4	-23.8	52.8	54	-1.2	AV	0	V	1.00				
9746.50	25.4	38.1	24.4	-23.8	64.1	74	-9.9	PK	0	V	1.00				



5969 Robinson Avenue
 Riverside, CA 92503
 (951) 637-2630
 FAX (951) 637-2704

Radiated Emissions (Spurious)

DNB Job Number:	58042	Date:	8 Sep 2004				Specification						
Customer:	3e Technologies												
Model Number:	NL5354MP+ Aires2	Serial Number:											
Description:	Wireless Access Point												
EUT is in conformance with FCC 15.209							X	YES		NO	Signed	<i>Les Payne</i>	
Channel	Transmit Antenna (Directional)								Rev Antenna (DRG)				
11	PCW24-03014-BFL	Gain = 14dBi			Horizontal			Polarity = Pl					
FREQ (Mhz)	Meter	Correction Factors			dBuV/m			Positions					
		DRG	Cbl	Amp	Corr	Lim	Delta	Typ	Tbl	Pl	Hgt		
2463.700	66.8	28.1	10.9	-31.1	74.7	Fund	Fund	AV	304	H	1.04		
2464.200	76.9	28.1	10.9	-31.1	84.8	Fund	Fund	PK	304	H	1.04		
2483.500	31.3	28.1	10.9	-31.1	39.2	54	-14.8	AV	304	H	1.04		
2483.500	44.4	28.1	10.9	-31.1	52.3	74	-21.7	PK	304	H	1.04		
4924.450	27.9	33.1	15.6	-28.3	48.3	54	-5.7	AV	0	H	1.00		
4924.450	40.3	33.1	15.6	-28.3	60.7	74	-13.3	PK	0	H	1.00		
7386.450	19.4	36.6	20.4	-28.9	47.5	54	-6.5	AV	0	H	1.00		
7386.450	30.8	36.6	20.4	-28.9	58.9	74	-15.1	PK	0	H	1.00		
9848.450	12.3	38.1	24.7	-23.8	51.3	54	-2.7	AV	0	H	1.00		
9848.450	26.7	38.1	24.7	-23.8	65.7	74	-8.3	PK	0	H	1.00		
2462.850	79.7	28.1	10.9	-31.1	87.6	Fund	Fund	AV	360	V	1.13		
2463.300	88.8	28.1	10.9	-31.1	96.7	Fund	Fund	PK	360	V	1.13		
2483.500	44.0	28.1	10.9	-31.1	51.9	54	-2.1	AV	360	V	1.13		
2483.500	58.3	28.1	10.9	-31.1	66.2	74	-7.8	PK	360	V	1.13		
4924.050	28.4	33.1	15.6	-28.3	48.8	54	-5.2	AV	0	V	1.03		
4924.050	40.6	33.1	15.6	-28.3	61	74	-13	PK	0	V	1.03		
7386.050	18.8	36.6	20.4	-28.9	46.9	54	-7.1	AV	0	V	1.03		
7386.050	30.7	36.6	20.4	-28.9	58.8	74	-15.2	PK	0	V	1.03		
9847.900	13.6	38.1	24.7	-23.8	52.6	54	-1.4	AV	0	V	1.03		
9847.900	23.2	38.1	24.7	-23.8	62.2	74	-11.8	PK	0	V	1.03		



5969 Robinson Avenue
 Riverside, CA 92503
 (951) 637-2630
 FAX (951) 637-2704

Radiated Emissions (Spurious)

DNB Job Number:	58042	Date:	8 Sep 2004				Specification									
Customer:	3e Technologies											[X] 15.209				
Model Number:	NL5354MP+ Aires2	Serial Number:														
Description:	Wireless Access Point															
EUT is in conformance with FCC 15.209											X		YES		NO	Signed
Channel	Transmit Antenna (Directional)								Rev Antenna (DRG)							
11	PCW24-03014-BFL	Gain = 14dBi				Vertical				Polarity = Pl						
FREQ (Mhz)	Meter	Correction Factors			dBuV/m			Positions								
		DRG	Cbl	Amp	Corr	Lim	Delta	Typ	Tbl	Pl	Hgt					
2458.400	79.4	28.1	10.9	-31.1	87.3	Fund	Fund	PK	191	H	1.26					
2458.750	69.2	28.1	10.9	-31.1	77.1	Fund	Fund	AV	191	H	1.26					
2483.500	32.3	28.1	10.9	-31.1	40.2	54	-13.8	AV	191	H	1.26					
2483.50	48.2	28.1	10.9	-31.1	56.1	74	-17.9	PK	191	H	1.26					
4919.050	30.8	33.1	15.6	-28.3	51.2	54	-2.8	AV	238	H	1.06					
4928.600	43.5	33.1	15.6	-28.3	63.9	74	-10.1	PK	238	H	1.06					
7385.800	18.6	36.6	20.4	-28.9	46.7	54	-7.3	AV	238	H	1.06					
7385.800	31.0	36.6	20.4	-28.9	59.1	74	-14.9	PK	238	H	1.06					
9847.800	12.2	38.1	24.7	-23.8	51.2	54	-2.8	AV	0	H	1.00					
9847.800	25.2	38.1	24.7	-23.8	64.2	74	-9.8	PK	0	H	1.00					
2463.200	89.4	28.1	10.9	-31.1	97.3	Fund	Fund	PK	360	V	1.38					
2463.700	79.0	28.1	10.9	-31.1	86.9	Fund	Fund	AV	360	V	1.38					
2483.500	38.7	28.1	10.9	-31.1	46.6	54	-7.4	AV	360	V	1.38					
2483.500	58.7	28.1	10.9	-31.1	66.6	74	-7.4	PK	360	V	1.38					
4921.550	32.3	33.1	15.6	-28.3	52.7	54	-1.3	AV	124	V	1.33					
4922.000	45.1	33.1	15.6	-28.3	65.5	74	-8.5	PK	124	V	1.33					
7385.900	18.4	36.6	20.4	-28.9	46.5	54	-7.5	AV	124	V	1.33					
7385.900	30.2	36.6	20.4	-28.9	58.3	74	-15.7	PK	124	V	1.33					
9847.900	12.7	38.1	24.7	-23.8	51.7	54	-2.3	AV	124	V	1.33					
9847.900	24.3	38.1	24.7	-23.8	63.3	74	-10.7	PK	124	V	1.33					



5969 Robinson Avenue
 Riverside, CA 92503
 (951) 637-2630
 FAX (951) 637-2704

Radiated Emissions (Spurious)

DNB Job Number:	58042	Date:	28 Sep 2004		Specification							
Customer:	3e Technologies				[X] 15.209							
Model Number:	NL5354MP+ Aires2	Serial Number:										
Description:	Wireless Access Point											
EUT is in conformance with FCC 15.209					X	YES		NO	Signed	<i>Les Payne</i>		
Channel	Transmit Antenna (Omni)							Rev Antenna (DRG)				
1	Gain = 5dBi				Omni			Polarity = Pl				
FREQ (Mhz)	Meter	Correction Factors			dBuV/m			Positions				
		DRG	Cbl	Amp	Corr	Lim	Delta	Typ	Tbl	Pl	Hgt	
2390.00	32.0	28.0	10.7	-31.1	39.6	54	-14.4	AV	0	H	1.00	
2390.00	45.7	28.0	10.7	-31.1	53.3	74	-20.7	PK	0	H	1.00	
2400.00	36.2	28.0	10.7	-31.1	43.8	54	-10.2	AV	0	H	1.00	
2400.00	51.7	28.0	10.7	-31.1	59.3	74	-14.7	PK	0	H	1.00	
2407.10	77.2	28.0	10.8	-31.1	84.9	Fund	Fund	PK	0	H	1.00	
2409.35	68.8	28.0	10.8	-31.1	76.5	Fund	Fund	AV	0	H	1.00	
4821.15	32.7	32.9	15.4	-28.3	52.7	54	-1.3	AV	0	H	1.00	
4822.10	47.1	32.9	15.4	-28.3	67.1	74	-6.9	PK	0	H	1.00	
7236.20	24.5	36.5	20.3	-28.7	52.6	54	-1.4	AV	0	H	1.00	
7236.20	37.6	36.5	20.3	-28.7	65.7	74	-8.3	PK	0	H	1.00	
9648.20	14.0	38.0	24.1	-23.8	52.3	54	-1.7	AV	0	H	1.00	
9648.20	27.8	38.0	24.1	-23.8	66.1	74	-7.9	PK	0	H	1.00	
2390.00	34.0	28.0	10.7	-31.1	41.6	54	-12.4	AV	0	V	1.00	
2390.00	49.4	28.0	10.7	-31.1	57	74	-17	PK	0	V	1.00	
2400.00	38.3	28.0	10.7	-31.1	45.9	54	-8.1	AV	0	V	1.00	
2400.00	58.8	28.0	10.7	-31.1	66.4	74	-7.6	PK	0	V	1.00	
2404.61	68.6	28.0	10.8	-31.1	76.3	Fund	Fund	AV	0	V	1.00	
2405.53	79.4	28.0	10.8	-31.1	87.1	Fund	Fund	PK	0	V	1.00	
4823.53	49.5	32.9	15.4	-28.3	69.5	74	-4.5	PK	0	V	1.00	
4823.85	32.1	32.9	15.4	-28.3	52.1	54	-1.9	AV	0	V	1.00	
7235.92	23.2	36.5	20.3	-28.7	51.3	54	-2.7	AV	0	V	1.00	
7235.92	34.5	36.5	20.3	-28.7	62.6	74	-11.4	PK	0	V	1.00	
9647.92	12.6	38.0	24.1	-23.8	50.9	54	-3.1	AV	0	V	1.00	
9647.92	32.8	38.0	24.1	-23.8	71.1	74	-2.9	PK	0	V	1.00	



5969 Robinson Avenue
 Riverside, CA 92503
 (951) 637-2630
 FAX (951) 637-2704

Radiated Emissions (Spurious)

DNB Job Number:	58042	Date:	28 Sep 2004			Specification						
Customer:	3e Technologies					[X] 15.209						
Model Number:	NL5354MP+ Aires2	Serial Number:										
Description:	Wireless Access Point											
EUT is in conformance with FCC 15.209					X	YES		NO	Signed	<i>Les Payne</i>		
Channel	Transmit Antenna (Omni)					Transmit Antenna						
6	Gain = 5dBi			Omni		Polarity = Pl						
FREQ (Mhz)	Meter	Correction Factors			dBuV/m			Positions				
		DRG	Cbl	Amp	Corr	Lim	Delta	Typ	Tbl	Pl	Hgt	
2430.30	79.6	28.0	10.8	-31.1	87.3	Fund	Fund	PK	0	H	1.00	
2430.35	71.3	28.0	10.8	-31.1	79	Fund	Fund	AV	0	H	1.00	
4870.15	33.0	33.0	15.	-28.3	52.7	54	-1.3	AV	0	H	1.00	
4875.00	48.6	33.0	15.5	-28.3	68.8	74	-5.2	PK	0	H	1.00	
7311.90	24.5	36.6	20.4	-28.8	52.7	54	-1.3	AV	0	H	1.00	
7311.90	37.5	36.6	20.4	-28.8	65.7	74	-8.3	PK	0	H	1.00	
9748.90	14.1	38.1	24.4	-23.8	52.8	54	-1.2	AV	0	H	1.00	
9748.90	33.6	38.1	24.4	-23.8	72.3	74	-1.7	PK	0	H	1.00	
2429.65	69.7	28.0	10.8	-31.1	77.4	Fund	Fund	AV	0	V	1.00	
2429.90	78.4	28.0	10.8	-31.1	86.1	Fund	Fund	PK	0	V	1.00	
4875.00	32.4	33.0	15.5	-28.3	52.6	54	-1.4	AV	0	V	1.00	
4869.60	48.6	33.0	15.5	-28.3	68.8	74	-5.2	PK	0	V	1.00	
7312.00	23.9	36.6	20.4	-28.8	52.1	54	-1.9	AV	0	V	1.00	
7312.00	38.7	36.6	20.4	-28.8	66.9	74	-7.1	PK	0	V	1.00	
9749.00	13.8	38.1	24.4	-23.8	52.5	54	-1.5	AV	0	V	1.00	
9749.00	27.3	38.1	24.4	-23.8	66	74	-8	PK	0	V	1.00	



5969 Robinson Avenue
 Riverside, CA 92503
 (951) 637-2630
 FAX (951) 637-2704

Radiated Emissions (Spurious)

DNB Job Number:	58042	Date:	28 Sep 2004		Specification						
Customer:	3e Technologies			[X] 15.209							
Model Number:	NL5354MP+ Aires2	Serial Number:									
Description:	Wireless Access Point										
EUT is in conformance with FCC 15.209							X	YES	NO	Signed	
Channel	Transmit Antenna (Omni)			Rev Antenna (DRG)							
11	Gain = 5dBi		Omni		Polarity = Pl						
FREQ (Mhz)	Meter	Correction Factors			dBuV/m			Positions			
		DRG	Cbl	Amp	Corr	Lim	Delta	Typ	Tbl	Pl	Hgt
2459.60	80.4	28.1	10.9	-31.1	88.3	Fund	Fund	PK	0	H	1.00
2456.95	70.8	28.1	10.9	-31.1	78.7	Fund	Fund	AV	0	H	1.00
2483.50	32.8	28.1	10.9	-31.1	40.7	54	-13.3	AV	0	H	1.00
2483.50	44.6	28.1	10.9	-31.1	52.5	74	-21.5	PK	0	H	1.00
4918.10	31.7	33.1	15.6	-28.3	52.1	54	-1.9	AV	0	H	1.00
4917.60	47.3	33.1	15.6	-28.3	67.7	74	-6.3	PK	0	H	1.00
7386.10	22.6	36.6	20.4	-28.9	50.7	54	-3.3	AV	0	H	1.00
7386.10	38.0	36.6	20.4	-28.9	66.1	74	-7.9	PK	0	H	1.00
9848.10	12.5	38.1	24.7	-23.8	51.5	54	-2.5	AV	0	H	1.00
9848.10	26.7	38.1	24.7	-23.8	65.7	74	-8.3	PK	0	H	1.00
2456.90	81.2	28.1	10.9	-31.1	89.1	Fund	Fund	PK	0	V	1.00
2457.50	71.7	28.1	10.9	-31.1	79.6	Fund	Fund	AV	0	V	1.00
2483.50	31.1	28.1	10.9	-31.1	39	54	-15	AV	0	V	1.00
2483.50	53.4	28.1	10.9	-31.1	61.3	74	-12.7	PK	0	V	1.00
4922.95	31.6	33.1	15.6	-28.3	52	54	-2	AV	0	V	1.00
4922.80	49.1	33.1	15.6	-28.3	69.5	74	-4.5	PK	0	V	1.00
7384.95	23.5	36.6	20.4	-28.9	51.6	54	-2.4	AV	0	V	1.00
7384.95	39.7	36.6	20.4	-28.9	67.8	74	-6.2	PK	0	V	1.00
9847.95	12.4	38.1	24.7	-23.8	51.4	54	-2.6	AV	0	V	1.00
9847.95	28.1	38.1	24.7	-23.8	67.1	74	-6.9	PK	0	V	1.00



5969 Robinson Avenue
 Riverside, CA 92503
 (951) 637-2630
 FAX (951) 637-2704

Radiated Emissions (Spurious)

DNB Job Number:		58042		Date:		27 Sep 2004		Specification [X] 15.209					
Customer:		3e Technologies											
Model Number:		NL5354MP+ Aires2			Serial Number:								
Description:		Wireless Access Point											
EUT is in conformance with FCC 15.209					X	YES		NO	Signed	<i>Les Payne</i>			
Channel		Transmit Antenna (Omni)						Rcv Antenna (DRG)					
801.11a		Gain = 8dBi			Omni			Polarity = Pl					
FREQ (Mhz)	Meter	Correction Factors			dBuV/m			Positions					
		DRG	Cbl	Amp	Corr	Lim	Delta	Typ	Tbl	Pl	Hgt		
5460.00	21.4	34.4	1.5	-28.9	28.4	54	-25.6	AV	0	H	1.00		
5460.00	30.9	34.4	1.5	-28.9	37.9	74	-36.1	PK	0	H	1.00		
5275.00	31.8	34.4	1.5	-28.9	38.8	54	-15.2	AV	0	H	1.00		
5275.00	47.9	34.4	1.5	-28.9	54.9	74	-19.1	PK	0	H	1.00		
5760.00	58.4	34.4	1.5	-28.9	65.4	Fund	Fund	AV	0	H	1.00		
5760.00	70.9	34.4	1.5	-28.9	77.9	Fund	Fund	PK	0	H	1.00		
11520.00	24.4	38.9	3.5	-24.2	42.6	54	-11.4	AV	0	H	1.00		
11520.00	35.7	38.9	3.5	-24.2	53.9	74	-20.1	PK	0	H	1.00		
17280.00	27.7	41.7	6	-23	52.4	54	-1.6	AV	0	H	1.00		
17280.00	39.6	41.7	6	-23	64.3	74	-9.7	PK	0	H	1.00		
5460.00	22.7	34.4	1.5	-28.9	29.7	54	-24.3	AV	0	V	1.00		
5460.00	31.3	34.4	1.5	-28.9	38.3	74	-35.7	PK	0	V	1.00		
5275.00	39.5	34.4	1.5	-28.9	46.5	54	-7.5	AV	0	V	1.00		
5275.00	54.2	34.4	1.5	-28.9	61.2	74	-12.8	PK	0	V	1.00		
5760.00	65.4	34.4	1.5	-28.9	72.4	Fund	Fund	AV	0	V	1.00		
5760.00	77.2	34.4	1.5	-28.9	84.2	Fund	Fund	PK	0	V	1.00		
11520.00	24.4	38.9	3.5	-24.2	42.6	54	-11.4	AV	0	V	1.00		
11520.00	35.7	38.9	3.5	-24.2	53.9	74	-20.1	PK	0	V	1.00		
17280.00	27.7	41.7	6	-23	52.4	54	-1.6	AV	0	V	1.00		
17280.00	39.6	41.7	6	-23	64.3	74	-9.7	PK	0	V	1.00		

15.205 Radiated Emissions (Restricted Bands) [15.247 c and 15.407 b7]

Test Procedure:

The EUT was measured on an open area test site (OATS).

Similar test procedure as to the Radiated emissions. Cable Loss, antenna loss, and pre-amplifier gain form a single correction factor, which in turn is input as an offset to the spectrum analyzer. Plots were made of each restricted band where an intentional radiator harmonic was calculated. If no emission was present the highest ground floor emission was taken in each band.

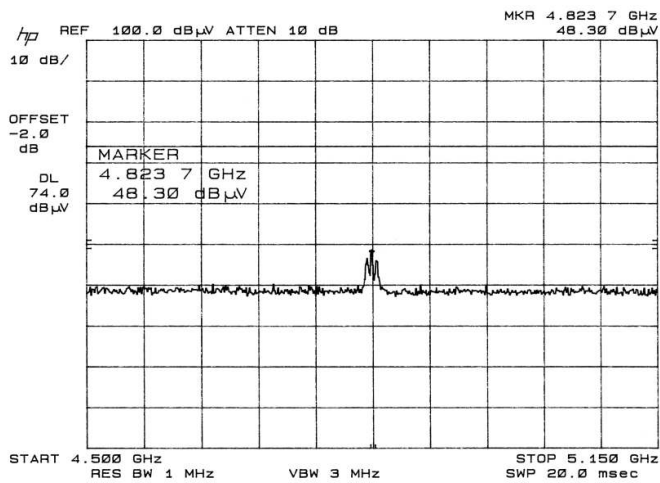
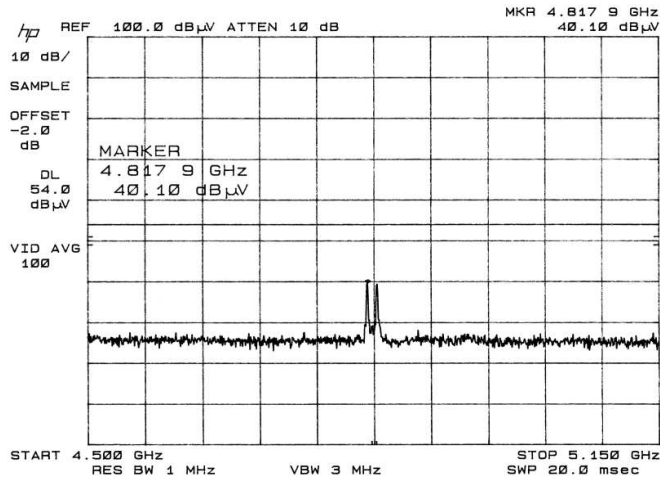
Readings were taken at the lo, mid, and hi channels of each band respectively. Where a different modulation was used this was also recorded.



5969 Robinson Avenue
 Riverside, CA 92503
 (951) 637-2630
 FAX (951) 637-2704

Spurious Emissions (Restricted Bands)

DNB Job Number:		58042	Date:	12 Mar 2005	Specification <input checked="" type="checkbox"/> 15.205 <input checked="" type="checkbox"/> 15.247 (c) <input checked="" type="checkbox"/> 15.407 (b,7)
Customer:		3e Technologies			
Model Number:		NL5354MP+ Aires2	Serial Number:		
Description:		Wireless Access Point			
Channel	Fund Freq in MHz	Signal	Antenna Polarization	Measurement Mode	
				Top	Bottom
Low	2412	11b,11g	Horizontal	Average	Peak

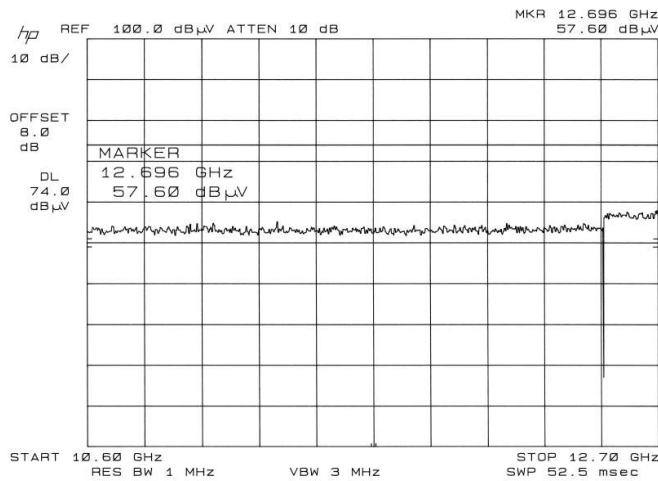
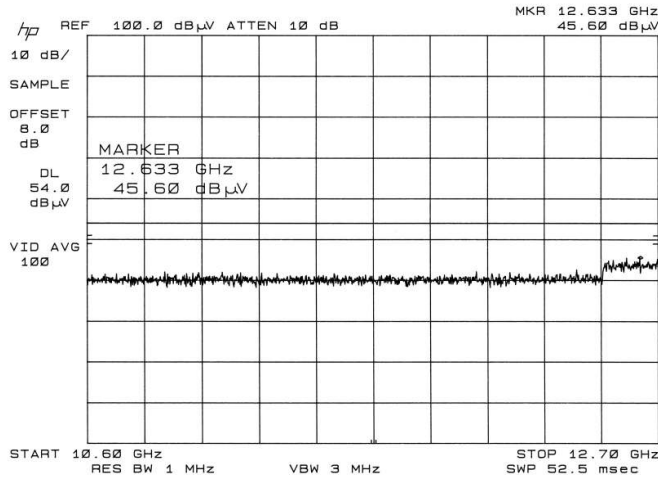




5969 Robinson Avenue
 Riverside, CA 92503
 (951) 637-2630
 FAX (951) 637-2704

Spurious Emissions (Restricted Bands)

DNB Job Number:		58042	Date:		12 Mar 2005	Specification <input checked="" type="checkbox"/> 15.205 <input checked="" type="checkbox"/> 15.247 (c) <input checked="" type="checkbox"/> 15.407 (b,7)	
Customer:		3e Technologies					
Model Number:		NL5354MP+ Aires2	Serial Number:				
Description:		Wireless Access Point					
Channel	Fund Freq in MHz	Signal	Antenna Polarization	Measurement Mode			
				Top	Bottom		
Low	2412	11b,11g	Horizontal	Average	Peak		

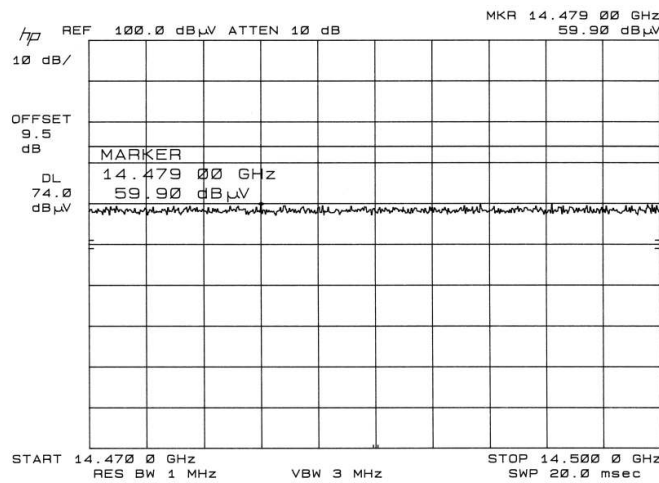
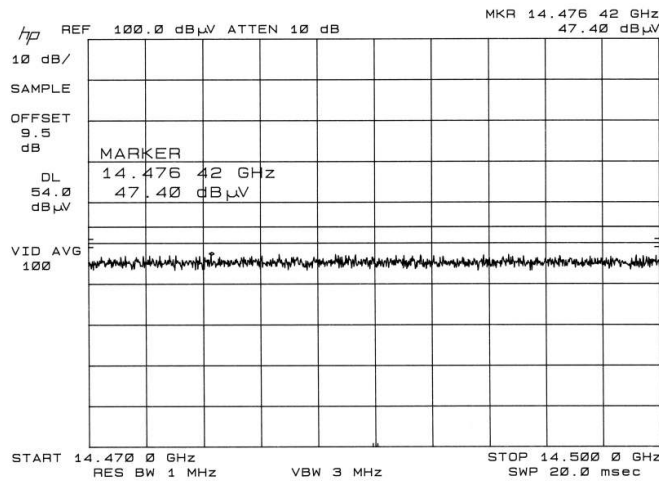




5969 Robinson Avenue
 Riverside, CA 92503
 (951) 637-2630
 FAX (951) 637-2704

Spurious Emissions (Restricted Bands)

DNB Job Number:		58042	Date:	12 Mar 2005	Specification <input checked="" type="checkbox"/> 15.205 <input checked="" type="checkbox"/> 15.247 (c) <input checked="" type="checkbox"/> 15.407 (b,7)
Customer:		3e Technologies			
Model Number:		NL5354MP+ Aires2	Serial Number:		
Description:		Wireless Access Point			
Channel	Fund Freq in MHz	Signal	Antenna Polarization	Measurement Mode	
				Top	Bottom
Low	2412	11b,11g	Horizontal	Average	Peak

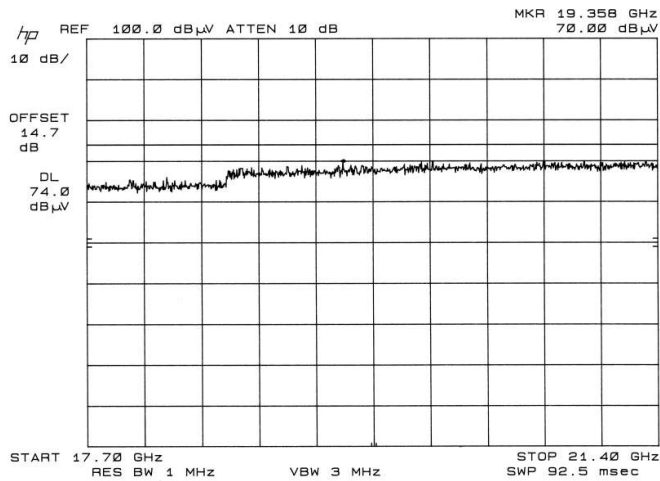
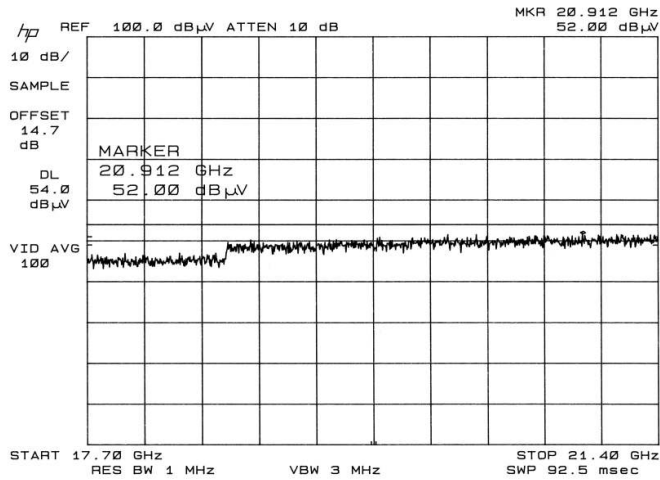




5969 Robinson Avenue
 Riverside, CA 92503
 (951) 637-2630
 FAX (951) 637-2704

Spurious Emissions (Restricted Bands)

DNB Job Number:		58042	Date:		12 Mar 2005	Specification <input checked="" type="checkbox"/> 15.205 <input checked="" type="checkbox"/> 15.247 (c) <input checked="" type="checkbox"/> 15.407 (b,7)	
Customer:		3e Technologies					
Model Number:		NL5354MP+ Aires2	Serial Number:				
Description:		Wireless Access Point					
Channel	Fund Freq in MHz	Signal	Antenna Polarization	Measurement Mode			
				Top	Bottom		
Low	2412	11b,11g	Horizontal	Average	Peak		

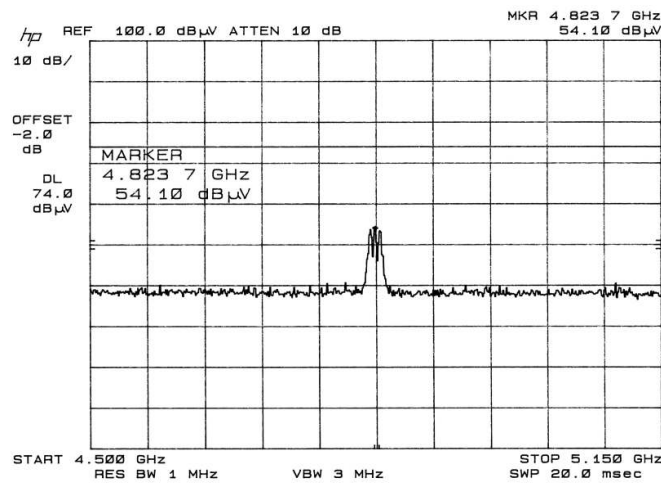
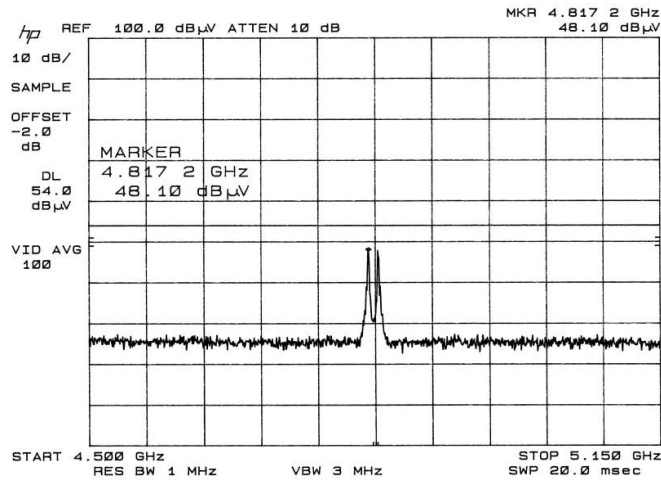




5969 Robinson Avenue
 Riverside, CA 92503
 (951) 637-2630
 FAX (951) 637-2704

Spurious Emissions (Restricted Bands)

DNB Job Number:		58042	Date:	12 Mar 2005	Specification <input checked="" type="checkbox"/> 15.205 <input checked="" type="checkbox"/> 15.247 (c) <input checked="" type="checkbox"/> 15.407 (b,7)
Customer:		3e Technologies			
Model Number:		NL5354MP+ Aires2	Serial Number:		
Description:		Wireless Access Point			
Channel	Fund Freq in MHz	Signal	Antenna Polarization	Measurement Mode	
				Top	Bottom
Low	2412	11b,11g	Vertical	Average	Peak

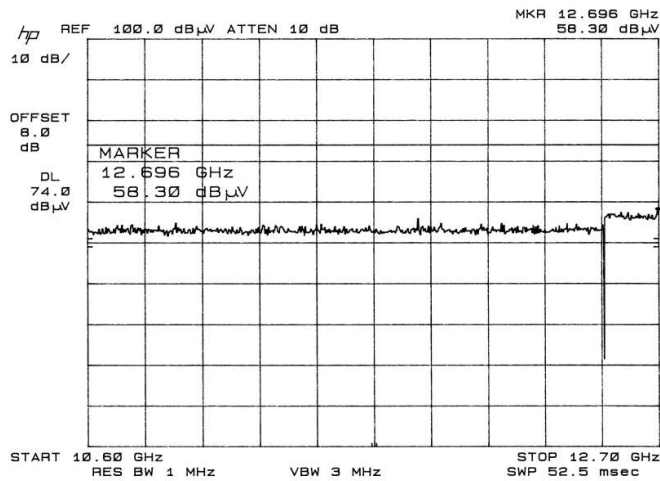
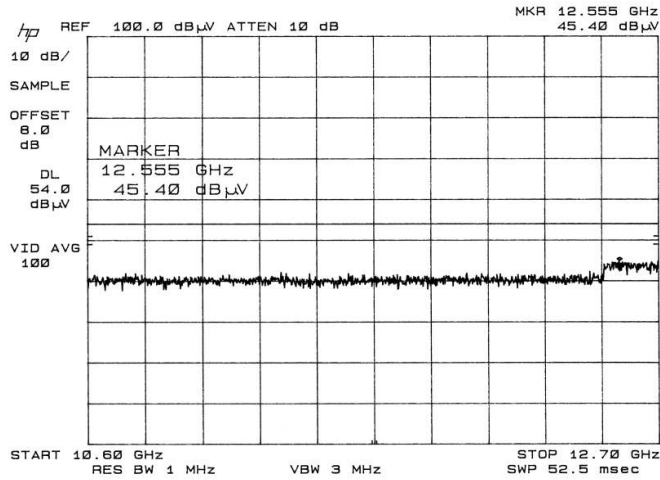




5969 Robinson Avenue
 Riverside, CA 92503
 (951) 637-2630
 FAX (951) 637-2704

Spurious Emissions (Restricted Bands)

DNB Job Number:		58042	Date:		12 Mar 2005	Specification <input checked="" type="checkbox"/> 15.205 <input checked="" type="checkbox"/> 15.247 (c) <input checked="" type="checkbox"/> 15.407 (b,7)	
Customer:		3e Technologies					
Model Number:		NL5354MP+ Aires2	Serial Number:				
Description:		Wireless Access Point					
Channel	Fund Freq in MHz	Signal	Antenna Polarization	Measurement Mode			
				Top	Bottom		
Low	2412	11b,11g	Vertical	Average	Peak		

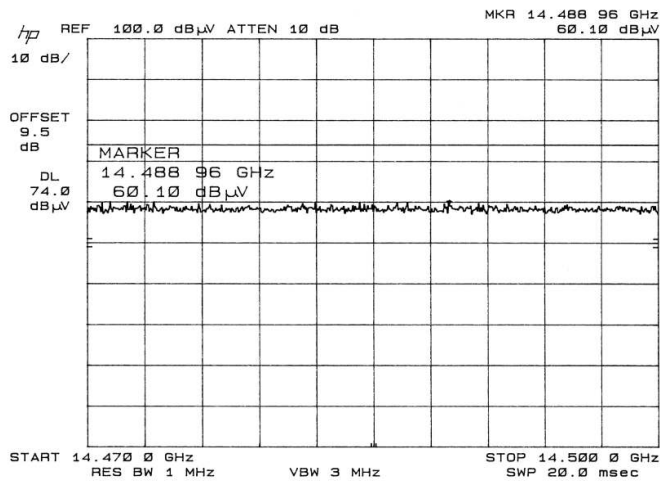
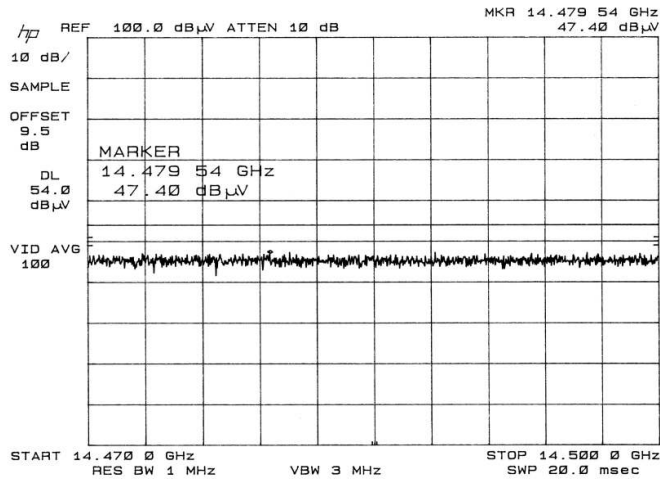




5969 Robinson Avenue
 Riverside, CA 92503
 (951) 637-2630
 FAX (951) 637-2704

Spurious Emissions (Restricted Bands)

DNB Job Number:		58042	Date:		12 Mar 2005	Specification <input checked="" type="checkbox"/> 15.205 <input checked="" type="checkbox"/> 15.247 (c) <input checked="" type="checkbox"/> 15.407 (b,7)	
Customer:		3e Technologies					
Model Number:		NL5354MP+ Aires2	Serial Number:				
Description:		Wireless Access Point					
Channel	Fund Freq in MHz	Signal	Antenna Polarization	Measurement Mode			
				Top	Bottom		
Low	2412	11b,11g	Vertical	Average	Peak		

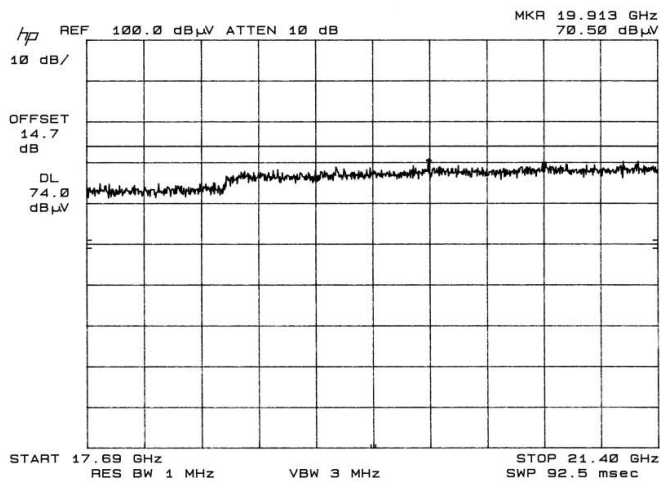
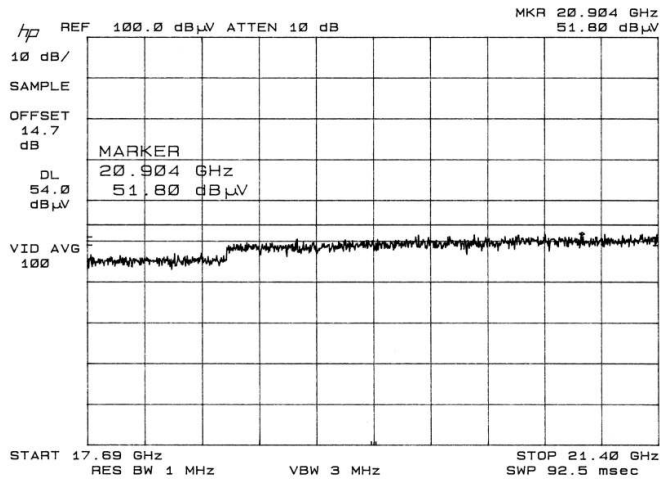




5969 Robinson Avenue
 Riverside, CA 92503
 (951) 637-2630
 FAX (951) 637-2704

Spurious Emissions (Restricted Bands)

DNB Job Number:		58042	Date:	12 Mar 2005	Specification <input checked="" type="checkbox"/> 15.205 <input checked="" type="checkbox"/> 15.247 (c) <input checked="" type="checkbox"/> 15.407 (b,7)
Customer:		3e Technologies			
Model Number:		NL5354MP+ Aires2	Serial Number:		
Description:		Wireless Access Point			
Channel	Fund Freq in MHz	Signal	Antenna Polarization	Measurement Mode	
				Top	Bottom
Low	2412	11b,11g	Vertical	Average	Peak

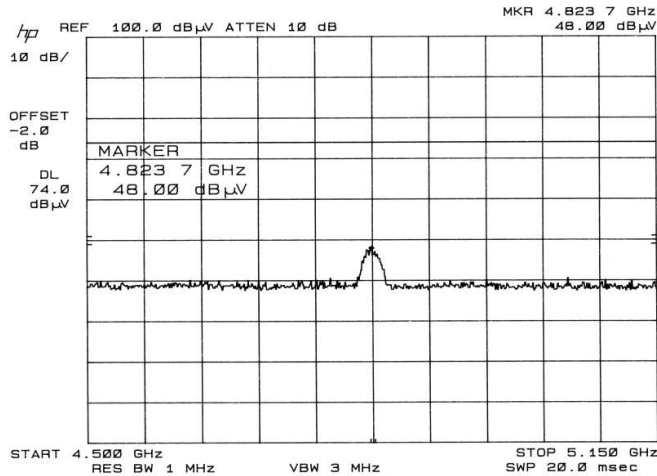
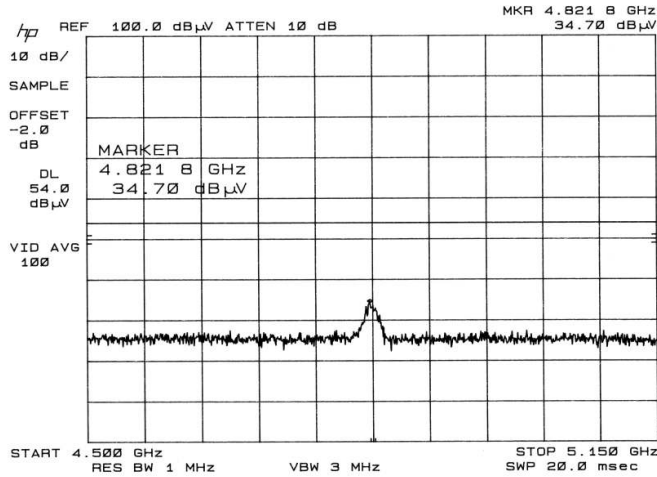




5969 Robinson Avenue
 Riverside, CA 92503
 (951) 637-2630
 FAX (951) 637-2704

Spurious Emissions (Restricted Bands)

DNB Job Number:		58042	Date:	12 Mar 2005	Specification <input checked="" type="checkbox"/> 15.205 <input checked="" type="checkbox"/> 15.247 (c) <input checked="" type="checkbox"/> 15.407 (b,7)	
Customer:		3e Technologies				
Model Number:		NL5354MP+ Aires2	Serial Number:			
Description:		Wireless Access Point				
Channel	Fund Freq in MHz	Signal	Antenna Polarization	Measurement Mode		
				Top	Bottom	
Low	2412	11b,11g OFDM	Horizontal	Average	Peak	

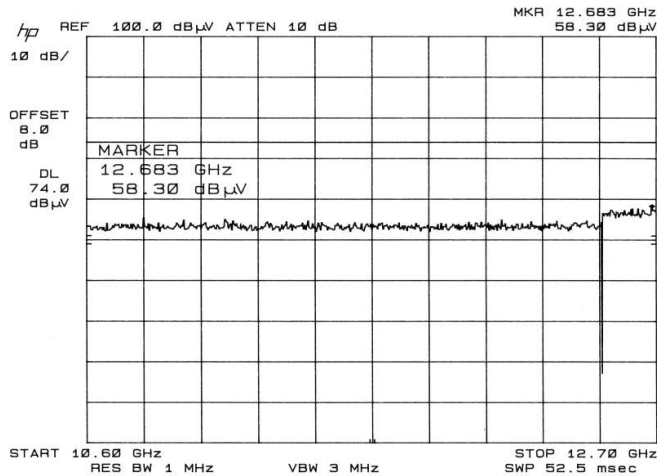
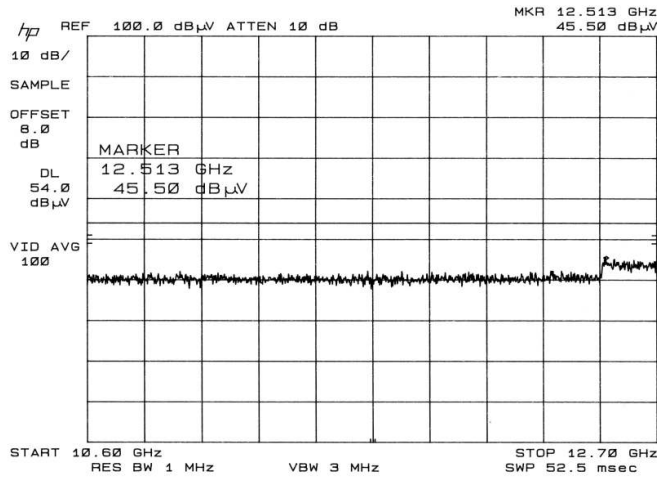




5969 Robinson Avenue
 Riverside, CA 92503
 (951) 637-2630
 FAX (951) 637-2704

Spurious Emissions (Restricted Bands)

DNB Job Number:		58042	Date:	12 Mar 2005	Specification [X] 15.205 [X] 15.247 (c [X] 15.407 (b,7
Customer:		3e Technologies			
Model Number:		NL5354MP+ Aires2	Serial Number:		
Description:		Wireless Access Point			
Channel	Fund Freq in MHz	Signal	Antenna Polarization	Measurement Mode	
				Top	Bottom
Low	2412	11b,11g OFDM	Horizontal	Average	Peak

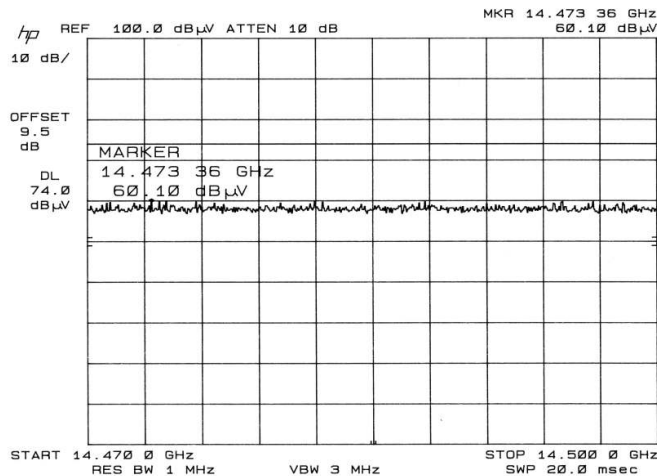
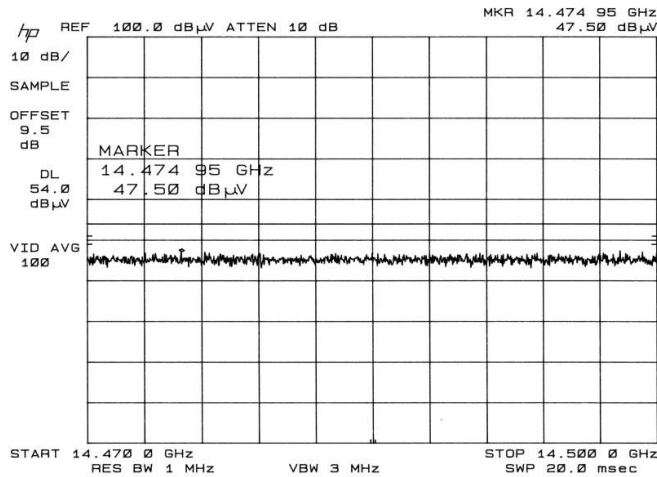




5969 Robinson Avenue
 Riverside, CA 92503
 (951) 637-2630
 FAX (951) 637-2704

Spurious Emissions (Restricted Bands)

DNB Job Number:		58042	Date:		12 Mar 2005	Specification <input checked="" type="checkbox"/> 15.205 <input checked="" type="checkbox"/> 15.247 (c) <input checked="" type="checkbox"/> 15.407 (b,7)	
Customer:		3e Technologies					
Model Number:		NL5354MP+ Aires2	Serial Number:				
Description:		Wireless Access Point					
Channel	Fund Freq in MHz	Signal	Antenna Polarization	Measurement Mode			
				Top	Bottom		
Low	2412	11b,11g OFDM	Horizontal	Average	Peak		

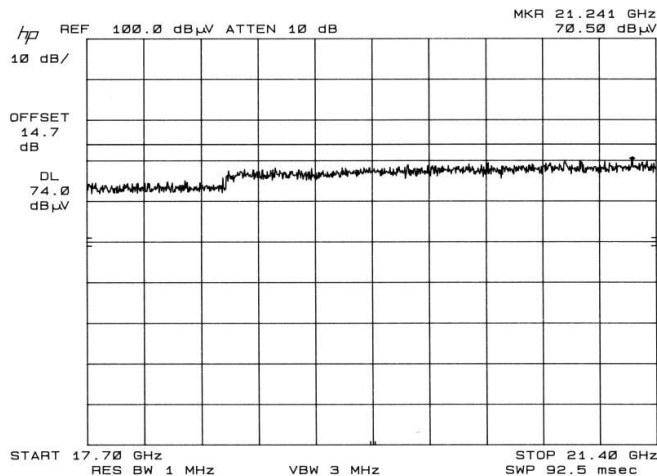
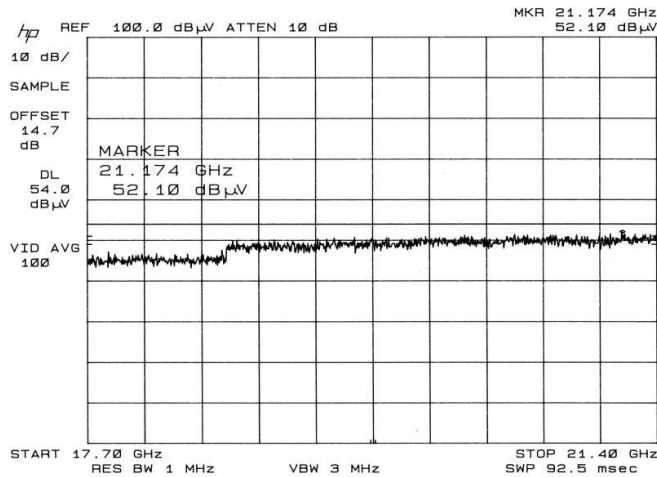




5969 Robinson Avenue
 Riverside, CA 92503
 (951) 637-2630
 FAX (951) 637-2704

Spurious Emissions (Restricted Bands)

DNB Job Number:		58042	Date:		12 Mar 2005	Specification <input checked="" type="checkbox"/> 15.205 <input checked="" type="checkbox"/> 15.247 (c) <input checked="" type="checkbox"/> 15.407 (b,7)	
Customer:		3e Technologies					
Model Number:		NL5354MP+ Aires2	Serial Number:				
Description:		Wireless Access Point					
Channel	Fund Freq in MHz	Signal	Antenna Polarization	Measurement Mode			
				Top	Bottom		
Low	2412	11b,11g OFDM	Horizontal	Average	Peak		

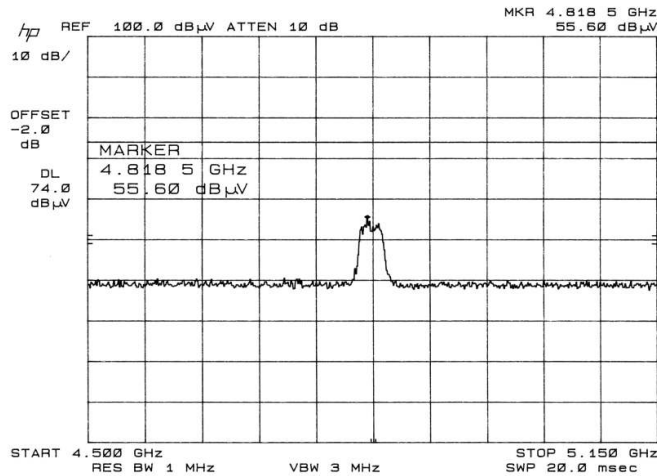
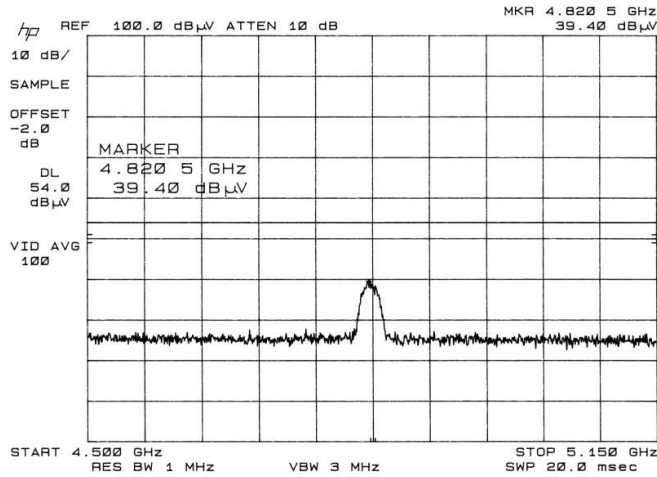




5969 Robinson Avenue
 Riverside, CA 92503
 (951) 637-2630
 FAX (951) 637-2704

Spurious Emissions (Restricted Bands)

DNB Job Number:		58042	Date:		12 Mar 2005	Specification <input checked="" type="checkbox"/> 15.205 <input checked="" type="checkbox"/> 15.247 (c) <input checked="" type="checkbox"/> 15.407 (b,7)	
Customer:		3e Technologies					
Model Number:		NL5354MP+ Aires2	Serial Number:				
Description:		Wireless Access Point					
Channel	Fund Freq in MHz	Signal	Antenna Polarization	Measurement Mode			
				Top	Bottom		
Low	2412	11b,11g OFDM	Vertical	Average	Peak		

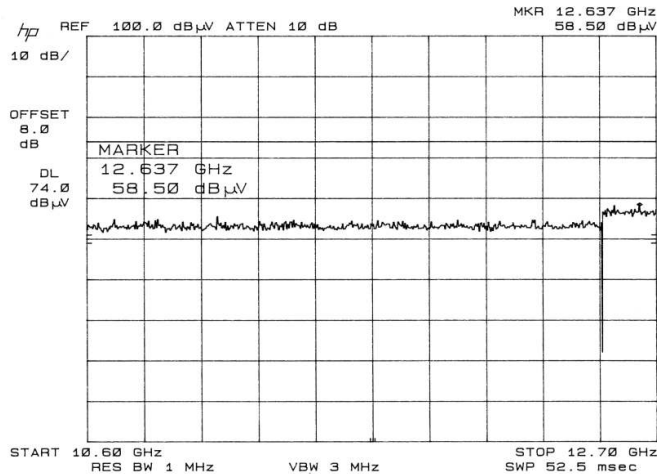
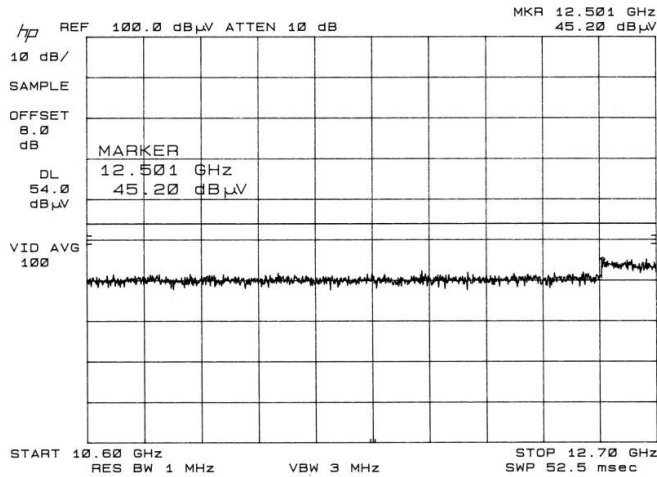




5969 Robinson Avenue
 Riverside, CA 92503
 (951) 637-2630
 FAX (951) 637-2704

Spurious Emissions (Restricted Bands)

DNB Job Number:		58042	Date:		12 Mar 2005	Specification <input checked="" type="checkbox"/> 15.205 <input checked="" type="checkbox"/> 15.247 (c) <input checked="" type="checkbox"/> 15.407 (b,7)	
Customer:		3e Technologies					
Model Number:		NL5354MP+ Aires2	Serial Number:				
Description:		Wireless Access Point					
Channel	Fund Freq in MHz	Signal	Antenna Polarization	Measurement Mode			
				Top	Bottom		
Low	2412	11b,11g OFDM	Vertical	Average	Peak		

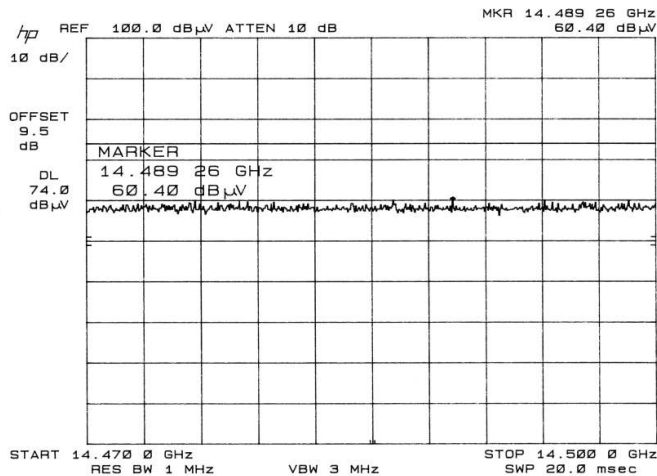
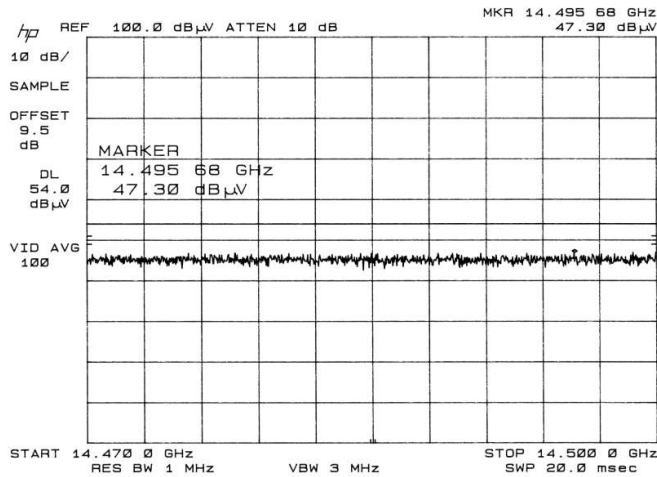




5969 Robinson Avenue
 Riverside, CA 92503
 (951) 637-2630
 FAX (951) 637-2704

Spurious Emissions (Restricted Bands)

DNB Job Number:		58042	Date:		12 Mar 2005	Specification <input checked="" type="checkbox"/> 15.205 <input checked="" type="checkbox"/> 15.247 (c) <input checked="" type="checkbox"/> 15.407 (b,7)	
Customer:		3e Technologies					
Model Number:		NL5354MP+ Aires2	Serial Number:				
Description:		Wireless Access Point					
Channel	Fund Freq in MHz	Signal	Antenna Polarization	Measurement Mode			
				Top	Bottom		
Low	2412	11b,11g OFDM	Vertical	Average	Peak		

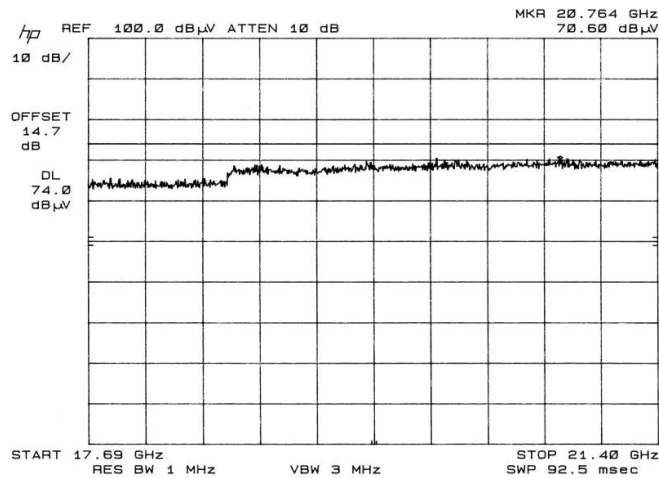
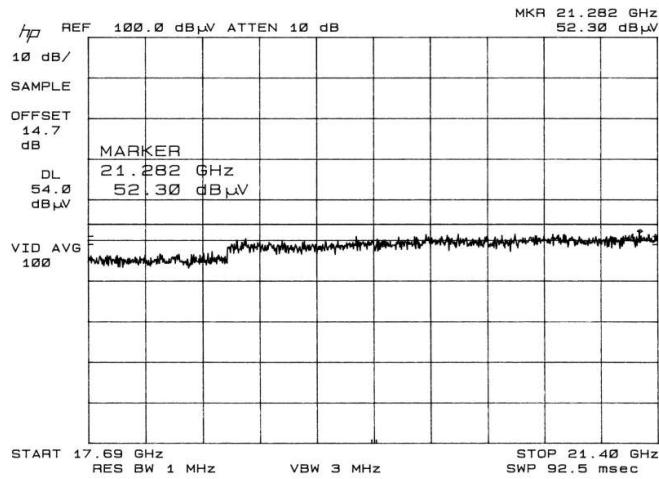




5969 Robinson Avenue
 Riverside, CA 92503
 (951) 637-2630
 FAX (951) 637-2704

Spurious Emissions (Restricted Bands)

DNB Job Number:		58042	Date:	12 Mar 2005	Specification <input checked="" type="checkbox"/> 15.205 <input checked="" type="checkbox"/> 15.247 (c) <input checked="" type="checkbox"/> 15.407 (b,7)
Customer:		3e Technologies			
Model Number:		NL5354MP+ Aires2	Serial Number:		
Description:		Wireless Access Point			
Channel	Fund Freq in MHz	Signal	Antenna Polarization	Measurement Mode	
				Top	Bottom
Low	2412	11b,11g OFDM	Vertical	Average	Peak

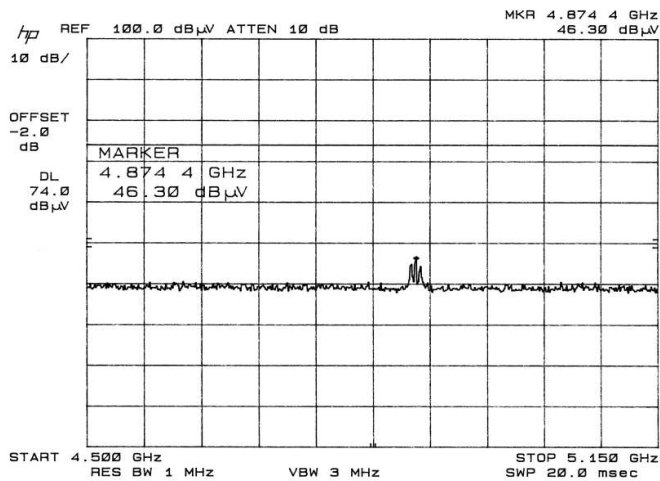
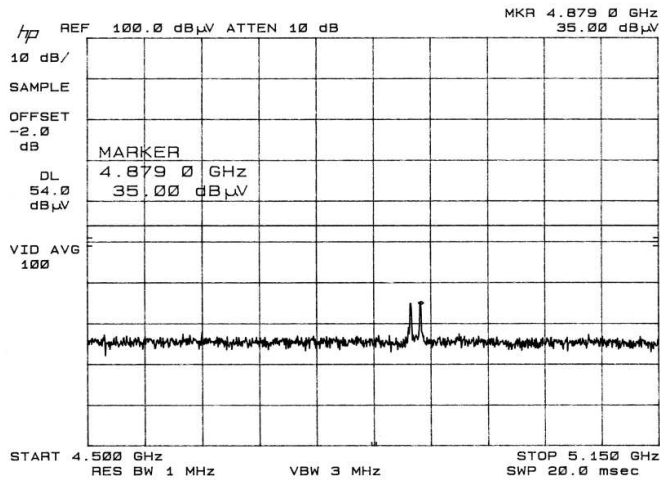




5969 Robinson Avenue
 Riverside, CA 92503
 (951) 637-2630
 FAX (951) 637-2704

Spurious Emissions (Restricted Bands)

DNB Job Number:		58042	Date:	12 Mar 2005	Specification <input checked="" type="checkbox"/> 15.205 <input checked="" type="checkbox"/> 15.247 (c) <input checked="" type="checkbox"/> 15.407 (b,7)
Customer:		3e Technologies			
Model Number:		NL5354MP+ Aires2	Serial Number:		
Description:		Wireless Access Point			
Channel	Fund Freq in MHz	Signal	Antenna Polarization	Measurement Mode	
				Top	Bottom
Middle	2437	11b,11g	Horizontal	Average	N/A

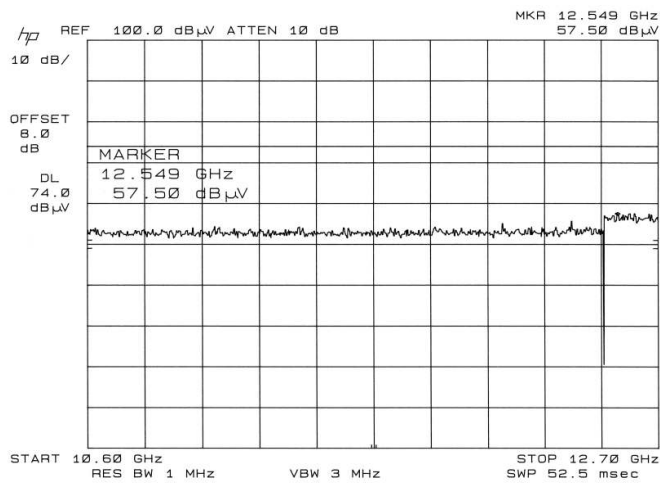
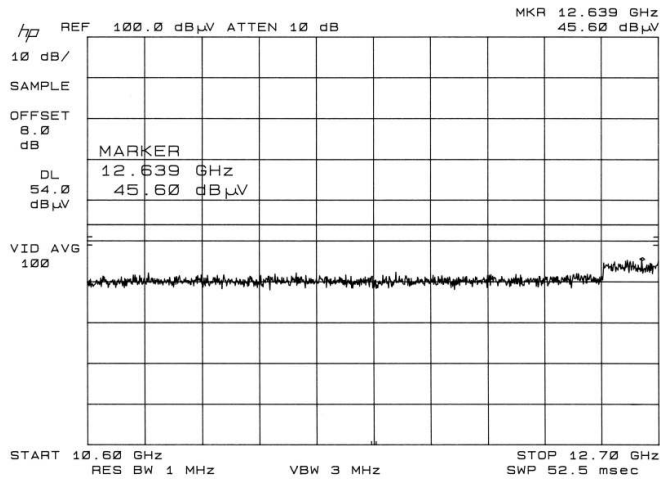




5969 Robinson Avenue
 Riverside, CA 92503
 (951) 637-2630
 FAX (951) 637-2704

Spurious Emissions (Restricted Bands)

DNB Job Number:		58042	Date:		12 Mar 2005	Specification <input checked="" type="checkbox"/> 15.205 <input checked="" type="checkbox"/> 15.247 (c) <input checked="" type="checkbox"/> 15.407 (b,7)	
Customer:		3e Technologies					
Model Number:		NL5354MP+ Aires2	Serial Number:				
Description:		Wireless Access Point					
Channel	Fund Freq in MHz	Signal	Antenna Polarization	Measurement Mode			
				Top	Bottom		
Middle	2437	11b,11g	Horizontal	Average	Peak		

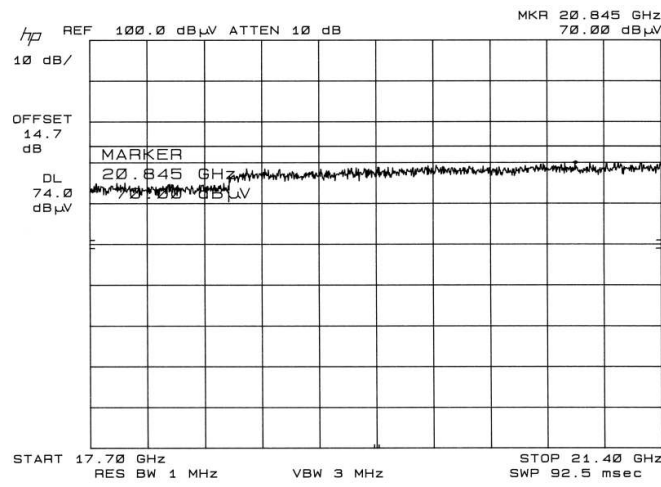
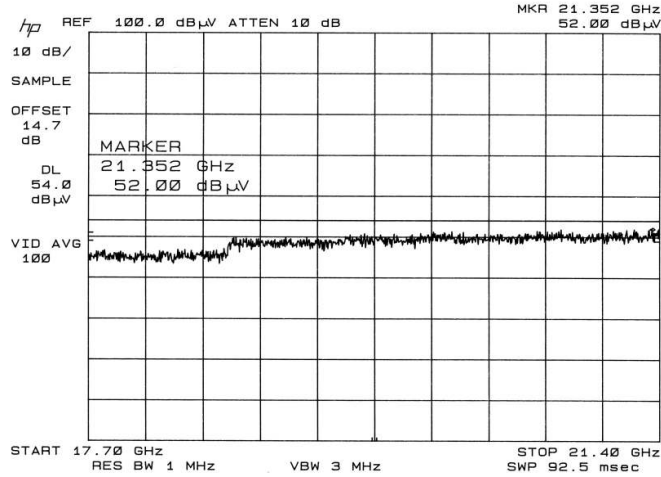




5969 Robinson Avenue
 Riverside, CA 92503
 (951) 637-2630
 FAX (951) 637-2704

Spurious Emissions (Restricted Bands)

DNB Job Number:		58042	Date:		12 Mar 2005	Specification <input checked="" type="checkbox"/> 15.205 <input checked="" type="checkbox"/> 15.247 (c) <input checked="" type="checkbox"/> 15.407 (b,7)	
Customer:		3e Technologies					
Model Number:		NL5354MP+ Aires2	Serial Number:				
Description:		Wireless Access Point					
Channel	Fund Freq in MHz	Signal	Antenna Polarization	Measurement Mode			
				Top	Bottom		
Middle	2437	11b,11g	Horizontal	Average	Peak		





5969 Robinson Avenue
 Riverside, CA 92503
 (951) 637-2630
 FAX (951) 637-2704

Spurious Emissions (Restricted Bands)

DNB Job Number:		58042	Date:	12 Mar 2005	Specification <input checked="" type="checkbox"/> 15.205 <input checked="" type="checkbox"/> 15.247 (c) <input checked="" type="checkbox"/> 15.407 (b,7)
Customer:		3e Technologies			
Model Number:		NL5354MP+ Aires2	Serial Number:		
Description:		Wireless Access Point			
Channel	Fund Freq in MHz	Signal	Antenna Polarization	Measurement Mode	
				Top	Bottom
Middle	2437	11b,11g	Vertical	Average	Peak

