

Nebraska Center for Excellence in Electronics
4740 Discovery Drive
Lincoln, NE 68521-5376
Phone: 402.472.5880
Fax: 402.472.5881



Test Setup Photo Exhibit

Company: 3e Technologies
9715 Key West Ave. Suite 500
Rockville, MD 20850

Contact: Rich Brazda

Product: DCMA-82 PCI Transmitter Module

FCC ID: QVT-525-V21

Exhibit type: Test Setup Photos

DATE: 4 December 2009

Total Photos: 12



Figure 1 - EUT Test Setup, Horizontal Orientation



Figure 2 - EUT Test Setup, Horizontal Orientation



Figure 3 - EUT Test Setup, Horizontal Orientation




Figure 4 - EUT Test Setup, Vertical Orientation, HG5808U




Figure 5 - EUT Test Setup, Vertical Orientation, HG5808U




Figure 6 - EUT Test Setup, Vertical Orientation, HG5808U




Figure 7 - EUT Test Setup, Vertical Orientation, HG2414D



Figure 8 - EUT Test Setup, Vertical Orientation, HG2414D



Figure 9 - EUT Test Setup, Vertical Orientation, HG2414D



Figure 10 - EUT Test Setup, Vertical Orientation, HG2424G



Figure 11 - EUT Test Setup, Vertical Orientation, HG2424G




Figure 12 - EUT Test Setup, Vertical Orientation, HG5817D



Figure 13 - EUT Test Setup, Vertical Orientation, HG5817D



Figure 14 - EUT Test Setup, Vertical Orientation, HG5808U



Figure 15 - EUT Test Setup, Vertical Orientation, HG5808U




Figure 16 - EUT Test Setup, Vertical Orientation, HG5822G




Figure 17 - EUT Test Setup, Vertical Orientation, HG5808U




Figure 18 - Radiated Emissions Test Setup, Part 90 Testing with 50ohm Load




Figure 19 - Radiated Emissions Test Setup, Part 90 Testing with 50ohm Load




Figure 20 - Conducted Emissions Test Setup




Figure 21 - Conducted Emissions Test Setup