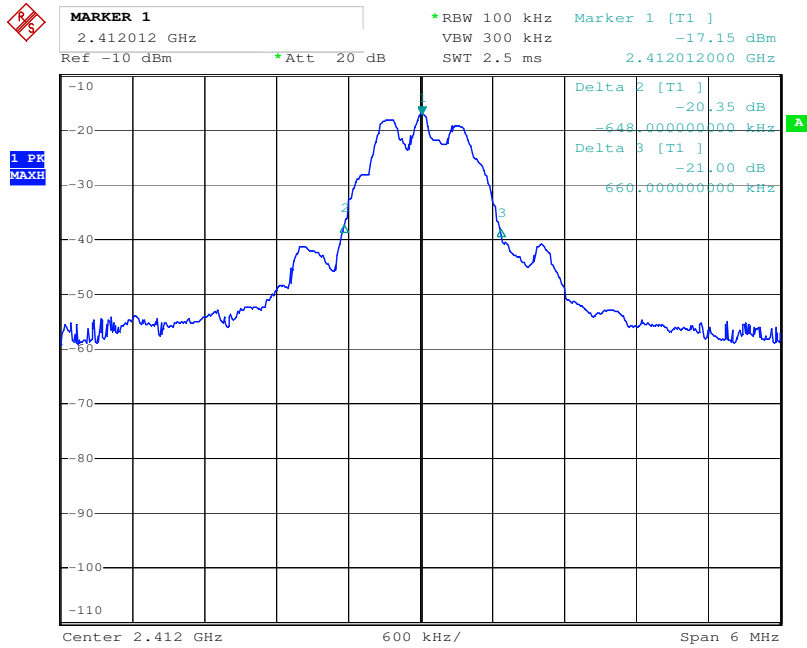


Appendix 1

Test Results

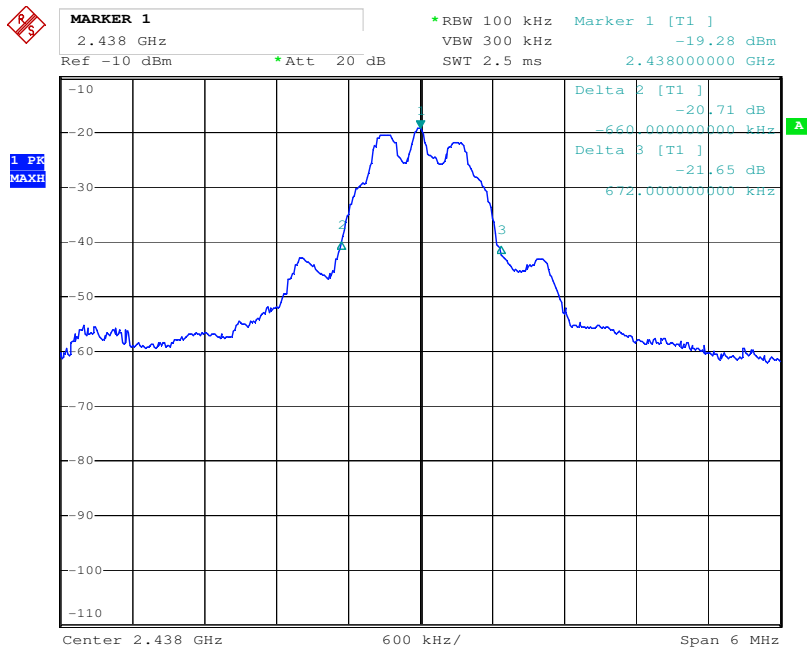
20dB Bandwidth

Tx frequency: 2412MHz



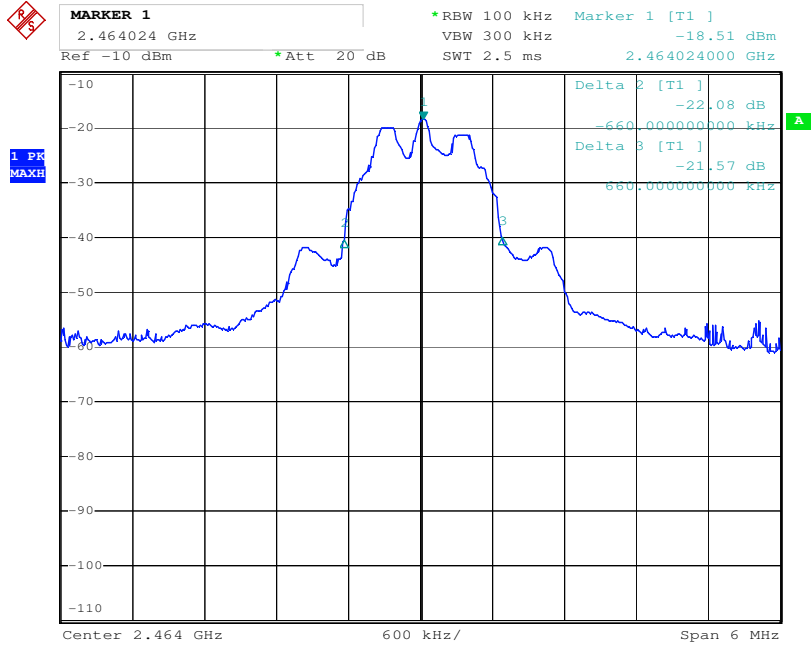
Comment: test print
Date: 14.MAY.2014 11:15:44

Tx frequency: 2438MHz



Comment: test print
Date: 14.MAY.2014 10:12:17

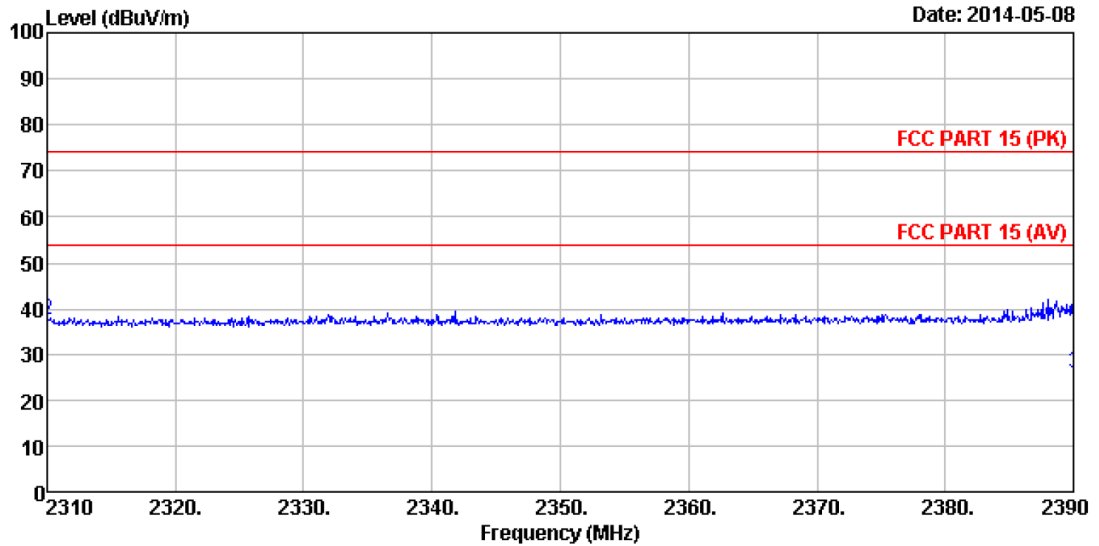
Tx frequency: 2464MHz



Comment: test print
Date: 14.MAY.2014 10:39:45

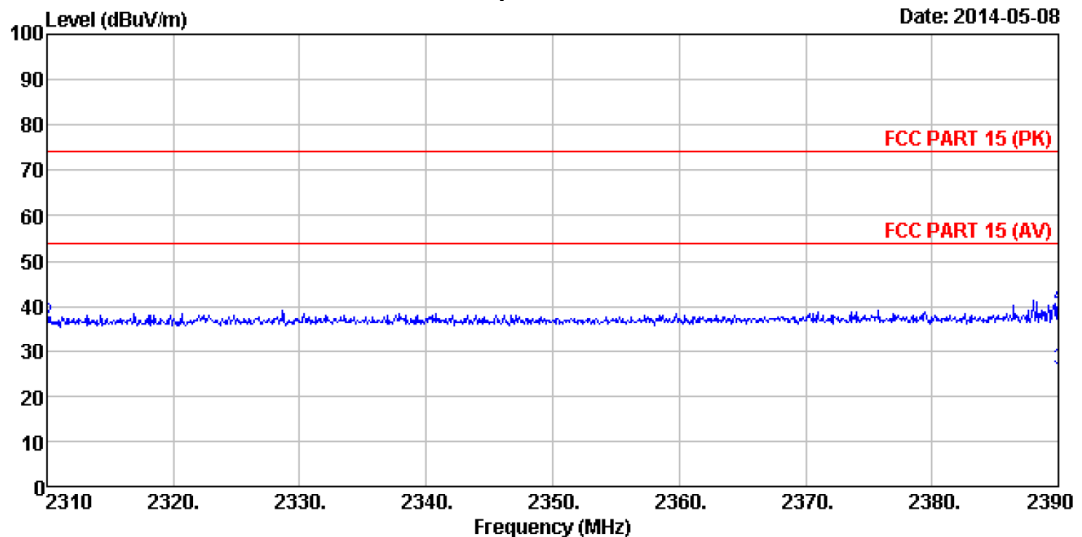
Band Edge Compliance

Tx frequency: 2412MHz (radiated measurement)



Site : 3m chamber
Condition : FCC PART 15 (PK) 3m BBHA9120D(>1G)-2013 VERTICAL
EUT : RC Toy (2.4GHz)
Model No. : X5C
Test Mode : TX on mode
Remark : 2412MHz

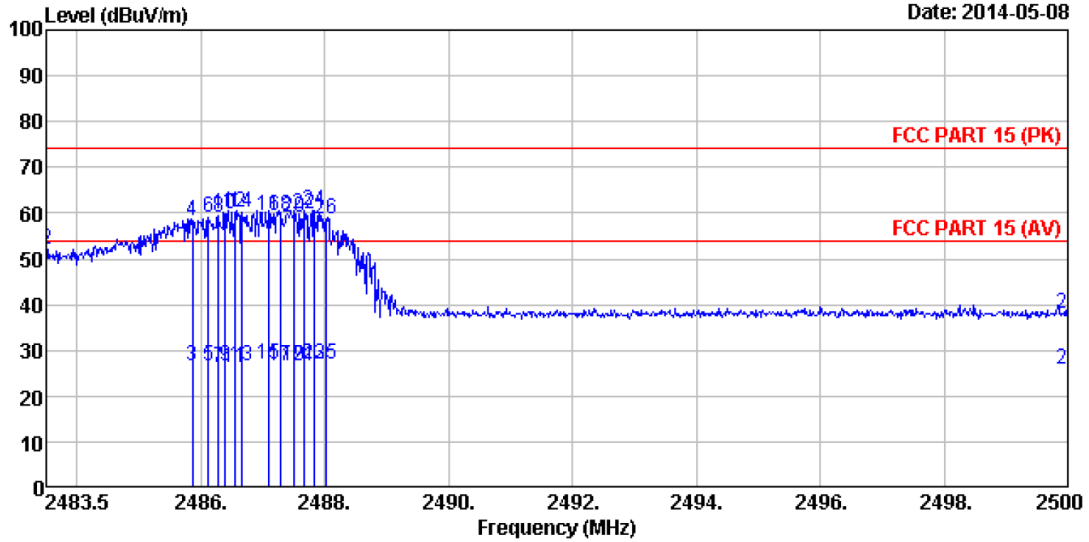
Vertical polarization



Site : 3m chamber
Condition : FCC PART 15 (PK) 3m BBHA9120D(>1G)-2013 HORIZONTAL
EUT : RC Toy (2.4GHz)
Model No. : X5C
Test Mode : TX on mode
Remark : 2412MHz

Horizontal polarization

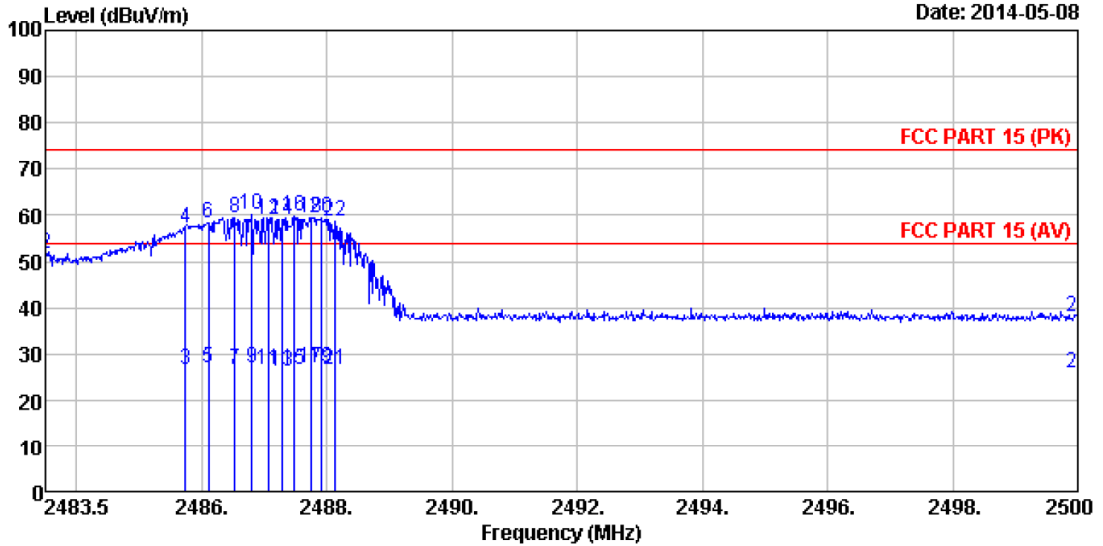
Tx frequency: 2464MHz (radiated measurement)



Site : 3m chamber
 Condition : FCC PART 15 (PK) 3m BBHA9120D(>1G)-2013 VERTICAL
 EUT : RC Toy (2.4GHz)
 Model No. : X5C
 Test Mode : TX on mode
 Remark : 2464MHz

	Read	Antenna	Cable	Preamp	Limit	Over			
	Freq	Level	Factor	Loss	Factor	Level	Line	Limit	
	MHz	dBuV	dB/m	dB	dB	dBuV/m	dBuV/m	dB	
1	2483.500	26.41	27.55	5.47	33.92	25.51	54.00	-28.49	Average
2	2483.500	52.78	27.55	5.47	33.92	51.88	74.00	-22.12	Peak
3	2485.860	27.37	27.55	5.47	33.92	26.47	54.00	-27.53	Average
4	2485.860	59.38	27.55	5.47	33.92	58.48	74.00	-15.52	Peak
5	2486.124	27.41	27.55	5.47	33.92	26.51	54.00	-27.49	Average
6	2486.124	59.78	27.55	5.47	33.92	58.88	74.00	-15.12	Peak
7	2486.289	27.16	27.55	5.47	33.92	26.26	54.00	-27.74	Average
8	2486.289	59.99	27.55	5.47	33.92	59.09	74.00	-14.91	Peak
9	2486.387	27.46	27.55	5.47	33.92	26.56	54.00	-27.44	Average
10	2486.387	60.82	27.55	5.47	33.92	59.92	74.00	-14.08	Peak
11	2486.552	27.19	27.55	5.47	33.92	26.29	54.00	-27.71	Average
12	2486.552	61.08	27.55	5.47	33.92	60.18	74.00	-13.82	Peak
13	2486.668	27.64	27.55	5.47	33.92	26.74	54.00	-27.26	Average
14	2486.668	60.95	27.55	5.47	33.92	60.05	74.00	-13.95	Peak
15	2487.081	27.92	27.55	5.47	33.92	27.02	54.00	-26.98	Average
16	2487.081	60.41	27.55	5.47	33.92	59.51	74.00	-14.49	Peak
17	2487.279	27.35	27.55	5.47	33.92	26.45	54.00	-27.55	Average
18	2487.279	60.41	27.55	5.47	33.92	59.51	74.00	-14.49	Peak
19	2487.493	27.39	27.55	5.47	33.92	26.49	54.00	-27.51	Average
20	2487.493	60.10	27.55	5.47	33.92	59.20	74.00	-14.80	Peak
21	2487.675	27.51	27.60	5.47	33.90	26.68	54.00	-27.32	Average
22	2487.675	60.51	27.60	5.47	33.90	59.68	74.00	-14.32	Peak
23	2487.823	27.92	27.60	5.47	33.90	27.09	54.00	-26.91	Average
24	2487.823	61.21	27.60	5.47	33.90	60.38	74.00	-13.62	Peak
25	2488.021	27.65	27.60	5.47	33.90	26.82	54.00	-27.18	Average
26	2488.021	59.56	27.60	5.47	33.90	58.73	74.00	-15.27	Peak
27	2500.000	26.80	27.60	5.49	33.90	25.99	54.00	-28.01	Average
28	2500.000	38.89	27.60	5.49	33.90	38.08	74.00	-35.92	Peak

Vertical polarization



Site : 3m chamber
 Condition : FCC PART 15 (PK) 3m BBHA9120D(>1G)-2013 HORIZONTAL
 EUT : RC Toy (2.4GHz)
 Model No. : X5C
 Test Mode : TX on mode
 Remark : 2464MHz

	Freq	Read	Antenna	Cable	Preamp	Limit	Over	
	MHz	Level	Factor	Loss	Level	Line	Limit	Remark
	MHz	dBuV	dB/m	dB	dB	dBuV/m	dBuV/m	dB
1	2483.500	27.01	27.55	5.47	33.92	26.11	54.00	-27.89 Average
2	2483.500	52.38	27.55	5.47	33.92	51.48	74.00	-22.52 Peak
3	2485.744	27.61	27.55	5.47	33.92	26.71	54.00	-27.29 Average
4	2485.744	58.17	27.55	5.47	33.92	57.27	74.00	-16.73 Peak
5	2486.107	27.91	27.55	5.47	33.92	27.01	54.00	-26.99 Average
6	2486.107	59.06	27.55	5.47	33.92	58.16	74.00	-15.84 Peak
7	2486.536	27.41	27.55	5.47	33.92	26.51	54.00	-27.49 Average
8	2486.536	60.26	27.55	5.47	33.92	59.36	74.00	-14.64 Peak
9	2486.800	27.71	27.55	5.47	33.92	26.81	54.00	-27.19 Average
10	2486.800	61.06	27.55	5.47	33.92	60.16	74.00	-13.84 Peak
11	2487.064	27.57	27.55	5.47	33.92	26.67	54.00	-27.33 Average
12	2487.064	59.87	27.55	5.47	33.92	58.97	74.00	-15.03 Peak
13	2487.295	27.23	27.55	5.47	33.92	26.33	54.00	-27.67 Average
14	2487.295	59.92	27.55	5.47	33.92	59.02	74.00	-14.98 Peak
15	2487.477	27.45	27.55	5.47	33.92	26.55	54.00	-27.45 Average
16	2487.477	60.84	27.55	5.47	33.92	59.94	74.00	-14.06 Peak
17	2487.757	27.66	27.60	5.47	33.90	26.83	54.00	-27.17 Average
18	2487.757	60.34	27.60	5.47	33.90	59.51	74.00	-14.49 Peak
19	2487.922	27.81	27.60	5.47	33.90	26.98	54.00	-27.02 Average
20	2487.922	60.19	27.60	5.47	33.90	59.36	74.00	-14.64 Peak
21	2488.120	27.52	27.60	5.47	33.90	26.69	54.00	-27.31 Average
22	2488.120	59.37	27.60	5.47	33.90	58.54	74.00	-15.46 Peak
23	2500.000	26.50	27.60	5.49	33.90	25.69	54.00	-28.31 Average
24	2500.000	38.95	27.60	5.49	33.90	38.14	74.00	-35.86 Peak

Horizontal polarization