

Project # 234049125

Report # US22VIVJ.001

Report Date: 12/06/2022

Test Setup Photos




Figure 1: ceramic patch antenna Abracon APAG-0007




Figure 2: HF loop antenna and Bottom View of antenna board to Front Cover




Figure 3: MIKROE-4503 near-field antenna




Figure 4: Bottom View of antenna board to media path




Figure 5: HF loop antenna