




Internal Product Photos, Airespace VAP1200A, FCC ID: QTZUSAP1200A
10 Feb 2003




Open LRAD showing Side 1 of main PCB with 802.11 A module installed



Close up of installed 802.11 A module, Side 1




Main PCB, Side 1 removed from housing with 802.11 A module removed




2.4 GHz Antenna,
PCB Side 1. This
antenna is unused in
this version of the
access point

Antenna Detail, Main PCB Side 1

5 GHz Antenna,
PCB Side 1




Main PCB, Side 2 showing NO 802.11 B card installed



Antenna detail, Side 2

5 GHz Antenna

2.4 GHz Antenna – Unused in this version of the accesspoint




RF Module, Side 1, w/ Shield



RF Module, Side 2, W/ Shield



RF Module, Side 1, w/o shield



RF module, Side 2 w/o Shield