

## Appendix IV EUT Internal Photographs

Photo 5 Internal of EUT



Photo 6 Appearance of PCB




Photo 7 Appearance of PCB





Photo 8 Appearance of PCB



Antenna