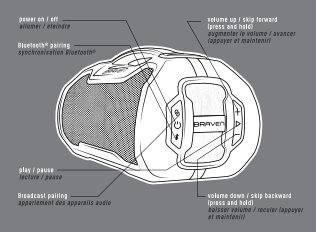




LET'S GET STARTED!
COMMENÇONS!



POWER ON / ALL
ACCENDI / TUTTO
POWER ON / ALL
ACCENDI / TUTTO
POWER ON / ALL
ACCENDI / TUTTO

Bluetooth pairing
Sincronización Bluetooth®
Bluetooth pairing
Sincronización Bluetooth®

VOLUME UP / skip forward
Aumentar el volumen / avanzar
Aumentar el volumen / avanzar
Aumentar el volumen / avanzar

VOLUME DOWN / skip backward
Disminuir el volumen / retroceder
Disminuir el volumen / retroceder
Disminuir el volumen / retroceder

Bluetooth pairing
Sincronización Bluetooth®

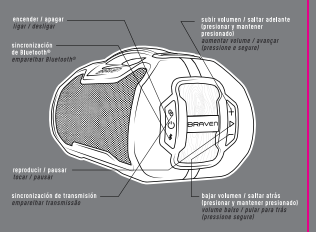
PLAY super-loud, powerful sound.
CANTAR en son potentes de equipaje.

ONLINE: braven.com
USER GUIDE: braven.com/support
SUPPORT: support@braven.com
PHONE: 1-877-9BRAVEN (1-877-927-2836)
REGISTER WARRANTY: braven.com/register

EN LIGNE: braven.com
GUIDE DE L'UTILISATEUR: braven.com/support
SUPPORT: support@braven.com
TÉLÉPHONE: 1-877-9BRAVEN (1-877-927-2836)
ENREGISTREMENT DE GARANTIE: braven.com/register



¡COMENÇEMOS!
VAMOS COMEÇAR!



ACCENDI / IGNIZIONE
ACCENDI / IGNIZIONE
ACCENDI / IGNIZIONE
ACCENDI / IGNIZIONE

Sincronización de Bluetooth®
Sincronización de Bluetooth®
Sincronización de Bluetooth®

Repetición / Pausa
Repetición / Pausa
Repetición / Pausa
Repetición / Pausa

Sincronización de transmisión
Sincronización de transmisión
Sincronización de transmisión

Botón volumen / digital adelante
Aumentar el volumen / avanzar
Aumentar el volumen / avanzar
Aumentar el volumen / avanzar

Botón volumen / digital atrás
Disminuir el volumen / retroceder
Disminuir el volumen / retroceder
Disminuir el volumen / retroceder

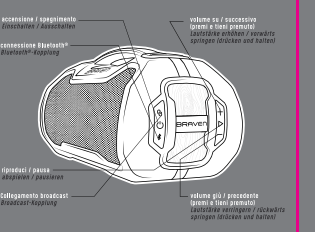
REPRODUCE un suono forte e corposo.
CANTAR en son potents de equipatge.

EN LÍNEA: braven.com
GUÍA DE USUARIO: braven.com/support
SOPORTE: support@braven.com
TELÉFONO: 1-877-9 BRAVEN (1-877-927-2836)
GARANTÍA REGISTRO: braven.com/register

ONLINE: braven.com
GUIA DO USUARIO: braven.com/support
SUPORTE: support@braven.com
TELEFONE: 1-877-9 BRAVEN (1-877-927-2836)
GARANTIA REGISTRO: braven.com/register



COMINCIAMO!
LASSEN SIE UNS ANFANGEN!



ACCENDI / IGNIZIONE
ACCENDI / IGNIZIONE
ACCENDI / IGNIZIONE
ACCENDI / IGNIZIONE

Sincronizzazione Bluetooth®
Sincronizzazione Bluetooth®
Sincronizzazione Bluetooth®

Ripetizioni / Pausa
Ripetizioni / Pausa
Ripetizioni / Pausa
Ripetizioni / Pausa

Collegamento Bluetooth®
Collegamento Bluetooth®
Collegamento Bluetooth®

Botón volumen / digital adelante
Aumentar el volumen / avanzar
Aumentar el volumen / avanzar
Aumentar el volumen / avanzar

Botón volumen / digital atrás
Disminuir el volumen / retroceder
Disminuir el volumen / retroceder
Disminuir el volumen / retroceder

REPRODUCE un suono forte e corposo.
CANTAR en son potents de equipatge.

ONLINE: braven.com
MANUALE DELL'UTENTE: braven.com/support
ASSISTENZA: support@braven.com
TELEFONO: 1-877-9 BRAVEN (1-877-927-2836)
REGISTRO DELLA GARANTIA: braven.com/register

ONLINE: braven.com
BENUTZERHANDBUCH: braven.com/support
SUPPORT: support@braven.com
TELEFON: 1-877-9 BRAVEN (1-877-927-2836)
GARANTIE REGISTRIEREN: braven.com/register



开始使用！
請始使用！

POWER ON / ALL
ACCENDI / TUTTO
POWER ON / ALL
ACCENDI / TUTTO
POWER ON / ALL
ACCENDI / TUTTO

Bluetooth pairing
Sincronización Bluetooth®
Bluetooth pairing
Sincronización Bluetooth®

VOLUME UP / skip forward
Aumentar el volumen / avanzar
Aumentar el volumen / avanzar
Aumentar el volumen / avanzar

VOLUME DOWN / skip backward
Disminuir el volumen / retroceder
Disminuir el volumen / retroceder
Disminuir el volumen / retroceder

Bluetooth pairing
Sincronización Bluetooth®

PLAY super-loud, powerful sound.
CANTAR en son potents de equipatge.

ONLINE: braven.com
MANUALE DELL'UTENTE: braven.com/support
ASSISTENZA: support@braven.com
TELEFONO: 1-877-9 BRAVEN (1-877-927-2836)
REGISTRO DELLA GARANTIA: braven.com/register

ONLINE: braven.com
BENUTZERHANDBUCH: braven.com/support
SUPPORT: support@braven.com
TELEFON: 1-877-9 BRAVEN (1-877-927-2836)
GARANTIE REGISTRIEREN: braven.com/register

FCC Requirement

changes or modifications not expressly approved by the party responsible for compliance could void the user's authority to operate the equipment.

This device complies with Part 15 of the FCC Rules. Operation is subject to the following two conditions:

- (1) this device may not cause harmful interference, and
- (2) this device must accept any interference received, including interference that may cause undesired operation.

Note: This equipment has been tested and found to comply with the limits for a Class B digital device, pursuant to Part 15 of the FCC Rules. These limits are designed to provide reasonable protection against harmful interference in a residential installation. This equipment generates, uses, and can radiate radio frequency energy, and if not installed and used in accordance with the instructions, may cause harmful interference to radio communications. However, there is no guarantee that interference will not occur in a particular installation. If this equipment does cause harmful interference to radio or television reception, which can be determined by turning the equipment off and on, the user is encouraged to try to correct the interference by one or more of the following measures:

- Reorient or relocate the receiving antenna.
- Increase the separation between the equipment and receiver.
- Connect the equipment into an outlet on a circuit different from that to which the receiver is connected.
- Consult the dealer or an experienced radio/TV technician for help.

IC Requirement

This device contains licence-exempt transmitter(s)/receiver(s) that comply with Innovation, Science and Economic Development Canada's licence-exempt RSS(s). Operation is subject to the following two conditions:

- (1) This device may not cause interference.
- (2) This device must accept any interference, including interference that may cause undesired operation of the device.

L'émetteur/récepteur exempt de licence contenu dans le présent appareil est conforme aux CNR d'Innovation, Sciences et Développement économique Canada applicables aux appareils radio exempts de licence. L'exploitation est autorisée aux deux conditions suivantes :

- 1) L'appareil ne doit pas produire de brouillage;
- 2) L'appareil doit accepter tout brouillage radioélectrique subi, même si le brouillage est susceptible d'en compromettre le fonctionnement.

RF exposure compliance statement:

This equipment should be installed and operated with a minimum distance of 3cm between the antenna & your body.