

Model No.: ZT31D-F

Brand Name: CARDIOSPORT

Product Name: TP5 Duplex Heart

Rate Transmitter

Block Diagram

CARDIOSport

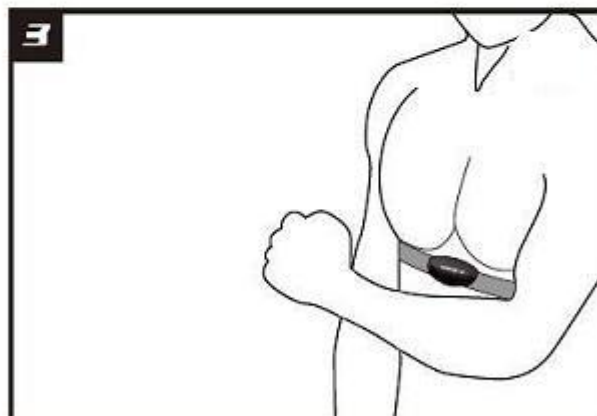
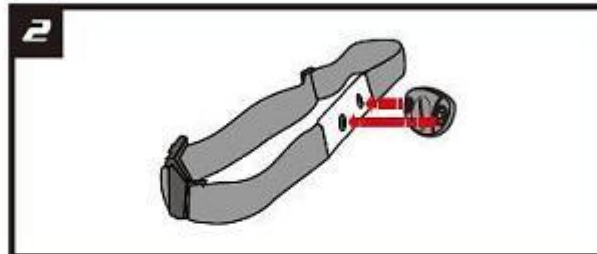
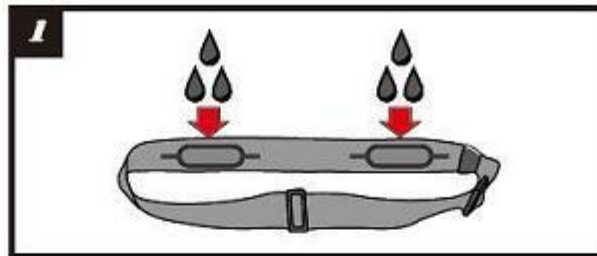
TP5 Duplex Heart Rate Transmitter

Model Number : ZT31D-F

FCC ID : QSWDHRCS2

- Attach one end of the adjustable elastic strap to the transmitter
- Moisten the rubber electrodes of the belt with either water or saliva as shown
- Position the transmitter on the chest just below the breastbone, with the Cardiosport logo the right way up.
- Pass the elastic strap around your chest and attach to the other end of the transmitter.
- Adjust the strap to give a close but comfortable fit.

INSTRUCTION



CAUTION

REPLACE BATTERY WITH CR2032 LITHIUM 3V

DISPOSE OF USED BATTERIES ACCORDING TO THE INSTRUCTIONS

FCC Compliance and Advisory Statement

This device complies with Part 15 of the FCC rules. Operation is subject to the following two conditions:(1) this device may not cause harmful interference, and (2) this device must accept any interference received, including interference that may cause undesired operation.

This equipment has been tested and found to comply with the limits for a Class B digital device, according to Part 15 of the FCC rules. These limits are designed to provide reasonable protection against harmful interference in a residential installation. This equipment generates, uses and can radiate radio frequency energy and if not installed and used in accordance with the instructions, may cause harmful interference to radio communications. However, there is no guarantee that interference will not occur in a particular installation. If this equipment does cause harmful interference to radio or television reception, which can be determined by turning the equipment off and on, the user is encouraged to try correct the interference by one or more of the following measures:

- 1.Reorient the receiving antenna.
- 2.Increase the separation between the equipment and receiver.
- 3.Connect the equipment into and outlet on a circuit different from that to which the receiver is connected.
- 4.Consult the dealer or an experienced radio/TV technician for help.

Any special accessories needed for compliance must be specified in the instruction manual.

Warning: A shielded-type power cord is required in order to meet FCC emission limits and also to prevent interference to the nearby radio and television reception. It is essential that only the supplied power cord be used. Use only shielded cables to connect I/O devices to this equipment.

CAUTION: Any changes or modifications not expressly approved by the party responsible for compliance could void your authority to operate the equipment.

FCC Radiation Exposure Statement

This equipment complies with FCC RF radiation exposure limits set forth for an uncontrolled environment.

This transmitter must not be co-located or operating in conjunction with any other antenna or transmitter.