




**Test setup for conducted DC powerline emission measurement**




**Test setup for radiated emission measurement 9 kHz – 30 MHz**






**Test setup for radiated emission measurement 9 kHz – 30 MHz  
- continued -**




**Test setup for radiated emission measurement 9 kHz – 30 MHz  
- continued -**




Setup for measurement for Restricted Bands Requirement



**Test setup for radiated emission measurement  
(fully anechoic room)**



**Test setup for radiated emission measurement  
(fully anechoic room) - continued -**



**Test setup for radiated emission measurement  
(fully anechoic room) - continued -**





**Test setup for radiated emission measurement  
(open field test site)**





**Test setup for radiated emission measurement  
(open field test site) - continued -**



**Test setup for radiated emission measurement  
(open field test site) - continued -**





**Test setup for radiated emission measurement  
(open field test site) - continued -**

