

**TEST REPORT**  
of the accredited test laboratory

TÜV Nr.:M/EMV-03/246  
about  
the following EMC - test/- research

**Applicant:** SKIDATA AG  
Untersbergstraße 40  
A-5083 Gartenau - St. Leonhard

**Product:** RFID Module; QSS-MECH450

**Serial Number:** Preproduction model

**Standard:** 47 CFR Ch. I Part 15

Division Medical  
Technology/  
Communication  
Technology/ EMC

Testing Body for  
Communication  
Technology/ EMC

Prüfzentrum Wien  
A-1230 Wien  
Deutschstraße 10

Tel.: +43 1 / 610 91  
Fax: Ext. 6505  
Mail: office@tuev.or.at

Accredited Testing  
Laboratory,  
Inspection Body,  
Certification Body,  
Calibration Body

Notified Body 0408

TÜV Österreich  
Test laboratory for EMC

Supervisor of EMC-laboratory

  
Dipl.-Ing. Franz Fegerl



5. 11. 2003

Copy Nbr.: 01

Checked by

  
Ing. Michael Emminger

A publication of this test report is only permitted literally.  
Copying or reproduction of partial sections needs a written permission of TÜV Österreich.

The results of this test report only refer to the provided equipment.

## Contents

	Designation	page
1.	Applicant	3
2.	Description of EUT	4
3.	Standards / Final result	5
4.	Test results	6-11
Appendix	Designation	pages
1	Test equipment used	3
2	Photodocumentation	8
3	Measurement diagrams	4

## 1. Applicant

Company SKIDATA AG

Department

Address A-5083 Gartenau - St. Leonhard; Untersbergstraße 40

Contact person Mr. Sonderegger

EUT received on 28<sup>th</sup> October 2003

Tests were performed on 28<sup>th</sup> till 30<sup>th</sup> October 2003

## 2. Description of EUT

EUT	RFID Module; QSS-MECH450
Serial Number	Preproduction model
Manufacturer	SKIDATA AG A-5083 Gartenau - St. Leonhard; Untersbergstraße 40
Description	SKIDATA AG provided the following configuration for the measurements:  Preproduction model
Operating mode	The measurements were carried out at the following running states:  transmitting in normal kind of operation on 122 kHz

### 3. Standards / Final result

Name	Title	Deviation	Result
47 CFR Ch. I Part 15	Radio Frequency Devices	none	PASS
PASS EUT passed FAIL EUT failed			

## 4. Test results

### 4.1. Conducted emission

Limits

Frequency range	Limit	
	Quasi Peak	Average
0,150 - 0,5 MHz	66 - 56 dB $\mu$ V decreasing with the logarithm of frequency	56 - 46 dB $\mu$ V decreasing with the logarithm of frequency
0,5 - 5 MHz	56 dB $\mu$ V	46 dB $\mu$ V
5 - 30 MHz	60 dB $\mu$ V	50 dB $\mu$ V
Remark: Quasi Peak and Average limits must be both met		

Measuring apparatus parameters:

Parameter	Preview measurement	Final measurement	Parameter	Preview measurement	Final measurement
Start frequency	150 kHz	150 kHz	Detector	MP/AV	QP/AV
Stop frequency	30 MHz	30 MHz	Measuring time	10 ms	1 s
Stepsize	5 kHz	5 kHz	RF-attenuation	0dB	0dB
IF- Bandwidth	9 kHz	9 kHz	Preamplifier	0 dB	0 dB

Operating mode	Measuring result
Normal transmit mode	Measurement diagram 1

## Test result:

### 4. 1.1.) Measurement with QP-Detector and AV-Detector

Due to the large margin of the pre-measurement to the limit, no final measurement was performed.

#### 4. 2. Radiated emission

Limits

Detector Quasi Peak		
Frequency range	Limit	Measurement distance
0,009 – 0,490 MHz	$2400\mu\text{V} / f(\text{kHz})$	300 m
0,490 – 1,705 MHz	$24000\mu\text{V} / f(\text{kHz})$	30 m
1,705 - 30 MHz	30	30 m
30 – 88 MHz	100	3 m
88 – 216 MHz	150	3 m
216 – 960 MHz	200	3 m
Above 960 MHz	500	3 m
Remark:	The Limit was increased for a constant measurement distance of 3m with a factor of 40 dB per Decade.	

Operating mode	Measuring result
Normal transmit mode	Measurement diagram 2-4



Test result:

4. 2.1.) Measurement in the frequency range 9 kHz to 30 MHz

Frequency kHz	Level dB $\mu$ V/m	Limit dB $\mu$ V/m	Margin dB	Exceed- Mark
122,9	99,4	105,9	6,5	

4. 2.2.) Measurement in the frequency range 30 MHz to 200 MHz

Frequency MHz	Level dB $\mu$ V/m	Limit dB $\mu$ V/m	Margin dB	Exceed- Mark	Height cm	Azimuth deg	Polarization
176,00	41,9	43,5	1,6		192	0	horizontal
192,00	39,5	43,5	4,0		126	124	horizontal

4. 2.3.) Measurement in the frequency range 200 MHz to 1000 MHz

Frequency MHz	Level dB $\mu$ V/m	Limit dB $\mu$ V/m	Margin dB	Exceed- Mark	Height cm	Azimuth deg	Polarization
208,00	43,1	43,5	0,4		150	87	horizontal
224,00	43,3	46,0	2,7		175	95	horizontal
744,65	42,1	46,0	3,9		100	124	vertical
759,40	43,3	46,0	2,7		100	102	vertical
774,15	42,2	46,0	3,8		100	96	vertical
788,9	39,9	46,0	6,1		100	95	vertical

# Appendix 1

## Test equipment used

<input checked="" type="checkbox"/>	Anechoic Chamber with 3m measurement distance	NT-100	<input type="checkbox"/>	Switchbox	NT-202
<input checked="" type="checkbox"/>	MA 240 - Antenna mast 1 - 4 m height	NT-110	<input type="checkbox"/>	ESPC - Test receiver 9 kHz - 2,5 GHz	NT-203
<input checked="" type="checkbox"/>	DS 412 - Turntable 0 - 400 ° Azimuth	NT-111	<input checked="" type="checkbox"/>	ESI26 – Test receiver 20 Hz – 26,5 GHz	NT-207
<input type="checkbox"/>	HD 100 Controller Mast+Turntable	NT-112	<input type="checkbox"/>	Digital Radio Tester CTS55	NT-208
<input type="checkbox"/>	HUF-Z2 - Bicon. Antennna 20 - 300 MHz	NT-120	<input type="checkbox"/>	Noise-gen., ITU-R 559-2 20 Hz – 20 kHz	NT-209
<input type="checkbox"/>	HUF-Z3 - Log. Per. Antenna 200 - 1000 MHz	NT-121	<input type="checkbox"/>	CMTA - Radiocommunication analyzer ; 0,1 - 1000 MHz	NT-210
<input checked="" type="checkbox"/>	HFH-Z2 - Loop Antenna. 9 kHz - 30 MHz	NT-122	<input type="checkbox"/>	3271 - Spectrum analyzer 100 Hz - 26,5 GHz	NT-211
<input type="checkbox"/>	HFH-Z6 - Rod Antenna 9 kHz - 30 MHz	NT-123	<input type="checkbox"/>	Radiocommunicationanalyzer Marconi 2945A	NT-212
<input type="checkbox"/>	3121C - Dipole Antenna 28 - 1000 MHz	NT-124	<input type="checkbox"/>	2855S - Communication analyzer	NT-213
<input type="checkbox"/>	3115 - Horn Antenna 1 - 18 GHz	NT-125	<input type="checkbox"/>	Mixer M28HW 26,5 GHz - 40 GHz	NT-214
<input type="checkbox"/>	3116 - Horn Antenna 18 - 40 GHz	NT-126	<input type="checkbox"/>	Diode Detector 0,01 GHz - 26,5 GHz	NT-215
<input type="checkbox"/>	SAS-200/543 - Bicon. Ant. 20 MHz - 300 MHz	NT-127	<input type="checkbox"/>	3160-10 Horn Antenna 26,5 GHz - 40 GHz	NT-216
<input type="checkbox"/>	AT-1080 - Log. Per. Ant. 80 - 1000 MHz	NT-128	<input type="checkbox"/>	Radiocommunicationanalyzer SWR 1180 MD	NT-217
<input checked="" type="checkbox"/>	HK-116 - bicon. Ant. 20 MHz - 300 MHz	NT-129	<input type="checkbox"/>	Mixer M19HWD 40 GHz – 60 GHz	NT-218
<input type="checkbox"/>	HK-116 - bicon. Ant. 20 MHz - 300 MHz	NT-130	<input type="checkbox"/>	Mixer M12HWD 60 GHz – 90 GHz	NT-219
<input checked="" type="checkbox"/>	3146 - Log. Per. Ant. 200 - 1000MHz	NT-131	<input type="checkbox"/>	TDS - 540 DSO Digital scope	NT-220
<input type="checkbox"/>	Loop Antenna H-Field	NT-132	<input type="checkbox"/>	PM97 Scopemeter	NT-221
<input type="checkbox"/>	Horn Antenna 500 MHz - 2900 MHz	NT-133	<input type="checkbox"/>	B9-DSP-IS Digital Analyzer for voltage fluctuations	NT-230
<input type="checkbox"/>	Log. per. Antenna 800 MHz - 2500 MHz	NT-134	<input type="checkbox"/>	DFT 555 - Power and harmonics analyzer	NT-231
<input type="checkbox"/>	Log. per. Antenna 800 MHz - 2500 MHz	NT-135	<input type="checkbox"/>	EFA-3 H-field- / E-field probe	NT-243
<input type="checkbox"/>	BiConiLog Antenna 26 MHz – 2000 MHz	NT-137	<input type="checkbox"/>	E-field measuring instrument EMR-200; 100 kHz – 3 GHz	NT-244
<input type="checkbox"/>	Conical Dipol Antenna PCD8250	NT-138	<input type="checkbox"/>	E-field probe 100 kHz – 3 GHz	NT-245
<input checked="" type="checkbox"/>	HZ-1 Antenna tripod	NT-150	<input type="checkbox"/>	Magneticfield-Sensor 300 kHz – 30 MHz	NT-246
<input type="checkbox"/>	BN 1500 Antenna tripod	NT-151	<input type="checkbox"/>	E-field probe 10 MHz – 18 GHz	NT-247
<input type="checkbox"/>	Ant. tripod for EN61000-4-3 Model TP1000A	NT-156	<input type="checkbox"/>	H-field probe 10 MHz – 1 GHz	NT-248
<input type="checkbox"/>	ESVP - Test receiver 20 - 1000 MHz	NT-201	<input type="checkbox"/>	MDS 21 - Absorbing clamp 30 - 1000 MHz	NT-250

Medizintechnik/  
Nachrichtentechnik/EMV

Department: EMV

Test report number:  
M/EMV-03/246

Page: 1 of 3

Date: 5.11.2003

Checked by: 

# Appendix 1 (continued)

## Test equipment used

<input type="checkbox"/>	FCC-2031 EM Injection clamp	NT-251	<input type="checkbox"/>	AS0102-65R - RF-Amplifier 1 GHz - 2 GHz	NT-333
<input type="checkbox"/>	FCC-2031-DCN Ferrite decoupling network	NT-252	<input type="checkbox"/>	APA01 – RF-Amplifier 0,5 GHz – 2,5 GHz	NT-334
<input type="checkbox"/>	PR50 Current Probe	NT-253	<input type="checkbox"/>	Preamplifier 1 GHz - 4 GHz	NT-335
<input type="checkbox"/>	Model 2000 Digital Multimeter	NT-261	<input type="checkbox"/>	Preamplifier for GPS MKU 152 A	NT-336
<input type="checkbox"/>	Fluke 97 Digital Multimeter	NT-262	<input type="checkbox"/>	Preamplifier 100 MHz – 23 GHz	NT-337
<input type="checkbox"/>	Fluke 97 Digital Multimeter	NT-263	<input type="checkbox"/>	DC Block 10 MHz – 18 GHz Model 8048	NT-338
<input checked="" type="checkbox"/>	ESH2-Z5 Artificial mains network 4x25A	NT-300	<input type="checkbox"/>	2-97201 Electronic load	NT-341
<input type="checkbox"/>	ESH3-Z5 Artificial mains network 2x10A	NT-301	<input type="checkbox"/>	TSX3510P - Power supply 0-30 V / 0 - 10 A	NT-344
<input type="checkbox"/>	ESH3-Z6 Artificial mains network 1x100A	NT-302	<input type="checkbox"/>	TSX3510P - Power supply 0-30 V / 0 - 10 A	NT-345
<input type="checkbox"/>	ESH3-Z4 T-Artificial network	NT-303	<input type="checkbox"/>	VDS 200 Mobil-impuls-generator	NT-350
<input type="checkbox"/>	PHE 4500/B Power amplifier	NT-304	<input type="checkbox"/>	LD 200 Mobil-impuls-generator	NT-351
<input type="checkbox"/>	EZ10 T-Artificial network	NT-305	<input type="checkbox"/>	MPG 200 Mobil-Impuls-Generators	NT-352
<input type="checkbox"/>	MidiStar Telephone exchange	NT-306	<input type="checkbox"/>	EFT 200 Mobil-impuls-generator	NT-353
<input type="checkbox"/>	SMG - Signal generator 0,1 - 1000 MHz	NT-310	<input type="checkbox"/>	FP 16/3-1 3 ph. Coupling filter (Burst)	NT-400
<input type="checkbox"/>	PM 5518 TXVPS Video generator	NT-311	<input type="checkbox"/>	PHE 4500 - Mains impedance network	NT-401
<input type="checkbox"/>	RefRad Reference generator	NT-312	<input type="checkbox"/>	FP-SURGE 32.1 3 ph. Coupling filter (Surge)	NT-402
<input type="checkbox"/>	SMP 02 Signal generator 10 MHz - 20 GHz	NT-313	<input type="checkbox"/>	IP 6.2 Coupling filter for data lines (Surge)	NT-403
<input type="checkbox"/>	40 MHz Arbitrary Generator T1241	NT-315	<input type="checkbox"/>	ESH2-Z3 - Probe 9 kHz - 30 MHz	NT-410
<input type="checkbox"/>	PEFT - Burst generator up to 4 kV	NT-320	<input type="checkbox"/>	IP 4 - Capacitive clamp (Burst)	NT-411
<input type="checkbox"/>	PSD - ESD generator up to 25 kV	NT-321	<input type="checkbox"/>	HV-Attenuator 54,5 dB (Burst)	NT-420
<input type="checkbox"/>	ESD-Pistol	NT-322	<input type="checkbox"/>	RF-Attenuator 20 dB 0,1 - 1000 MHz / 25 W	NT-421
<input type="checkbox"/>	Vacuum-Relais up to 8 kV	NT-323	<input type="checkbox"/>	RF-Attenuator 10 dB 0,1 - 1000 MHz / 20 W	NT-422
<input type="checkbox"/>	PSURGE 4.1 Surge generator	NT-324	<input type="checkbox"/>	RF-Attenuator 30 dB 0,1 - 1000 MHz / 1 W	NT-423
<input type="checkbox"/>	TRANSIENT 1000 Immunity test system	NT-325	<input type="checkbox"/>	RF-Attenuator 30 dB	NT-424
<input type="checkbox"/>	VCS 500-M6 Surge-Generator	NT-326	<input type="checkbox"/>	RF-Attenuator 6 dB 0,1 - 1000 MHz / 1 W	NT-425
<input type="checkbox"/>	BTA-250 - RF-Amplifier 9 kHz - 220 MHz / 250 W	NT-330	<input type="checkbox"/>	RF-Attenuator 6 dB 0,1 - 1000 MHz / 1 W	NT-426
<input type="checkbox"/>	500W1000M7 - RF-Amplifier 80 - 1000 MHz / 500 W	NT-332	<input type="checkbox"/>	Voltage-divider 1:100	NT-427


Medizintechnik/  
Nachrichtentechnik/EMV

Department: EMV

Test report number:  
M/EMV-03/246

Page: 2 of 3

Date: 5.11.2003

Checked by: 

# Appendix 1 (continued)

## Test equipment used

<input type="checkbox"/>	RF-Attenuator 6 dB	NT-428	<input type="checkbox"/>	Monitoring camera with Monitor	NT-511
<input type="checkbox"/>	RF-Attenuator 0 dB - 81 dB	NT-429	<input type="checkbox"/>	BSR-V1 - Video transmission system (optical fiber link)	NT-512
<input type="checkbox"/>	WRU 27 - Band blocking 27 MHz	NT-430	<input checked="" type="checkbox"/>	ES-K1 Test software	NT-520
<input type="checkbox"/>	WHJ450C9 AA - High pass 450 MHz	NT-431	<input type="checkbox"/>	SPS_PHE - Test software voltage fluctuations/harmonics	NT-525
<input type="checkbox"/>	WHJ250C9 AA - High pass 250 MHz	NT-432	<input type="checkbox"/>	SPS_EM - Test software for PHE 4500/B	NT-527
<input type="checkbox"/>	RF-Load 150 W	NT-433	<input type="checkbox"/>	Noise power test apparatus according to EN 55014	NT-530
<input type="checkbox"/>	Impedance transducer 50 Ohm – 800 Ohm	NT-435	<input type="checkbox"/>	Vertical coupling plane (ESD)	NT-531
<input type="checkbox"/>	RF-Attenuator DC – 18 GHz 6 dB	NT-436	<input type="checkbox"/>	Equipment for ESD-pulse verification.	NT-532
<input type="checkbox"/>	RF-Attenuator DC – 18 GHz 6 dB	NT-437	<input type="checkbox"/>	TEM-Zelle	NT-533
<input type="checkbox"/>	RF-Attenuator DC – 18 GHz 10 dB	NT-438	<input checked="" type="checkbox"/>	Test cables	NT-550
<input type="checkbox"/>	RF-Attenuator DC – 18 GHz 20 dB	NT-439	<input type="checkbox"/>	Test cable #4 for EN 61000-4-6	NT-553
<input type="checkbox"/>	I+P 7780 Directional coupler 100 - 2000 MHz	NT-440	<input type="checkbox"/>	Test cable #3 for conducted emission	NT-554
<input checked="" type="checkbox"/>	ESH3-Z2 - Pulse limiter 9 kHz - 30 MHz	NT-441	<input type="checkbox"/>	Test cable #5 ESD-cable (2x470k)	NT-555
<input type="checkbox"/>	Power Divider 6 dB/1 W/50 Ohm	NT-443	<input type="checkbox"/>	Test cable #6 ESD-cable (2x470k)	NT-556
<input type="checkbox"/>	Directional coupler 0,1 MHz – 70 MHz	NT-444	<input type="checkbox"/>	Serial data - fiber optic link	NT-557
<input type="checkbox"/>	Directional coupler 0,1 MHz – 70 MHz	NT-445	<input type="checkbox"/>	Test cable #8 Sucoflex 104EA	NT-559
<input type="checkbox"/>	Tube imitations according to EN 55015	NT-450	<input type="checkbox"/>	Test cable #9 (for outdoor measurements)	NT-580
<input type="checkbox"/>	FCC-801-M2-50A Coupling decoupling network	NT-459	<input type="checkbox"/>	Test cable #10 (for outdoor measurements)	NT-581
<input type="checkbox"/>	FCC-801-M5-25 Coupling decoupling network	NT-460	<input type="checkbox"/>	Test cable #13 Sucoflex 104PE	NT-584
<input type="checkbox"/>	FCC-801-AF10 Coupling decoupling network	NT-461	<input type="checkbox"/>	Shield chamber	NT-600
<input type="checkbox"/>	FCC-801-S25 Coupling decoupling network	NT-462	<input type="checkbox"/>	Climatic chamber -55°C to +180°C	M-512
<input type="checkbox"/>	FCC-801-T4 Coupling decoupling network	NT-463	<input type="checkbox"/>	Control and simulation equipment for EUT	---
<input type="checkbox"/>	FCC-801-C1 Coupling decoupling network	NT-464			
<input type="checkbox"/>	F-16A - Current probe 1kHz - 70MHz	NT-465			
<input checked="" type="checkbox"/>	PC P450 - Test computer	NT-500			
<input type="checkbox"/>	PC P4 1700 MHz Notebook	NT-505			
<input type="checkbox"/>	PC PIII 933 MHz Notebook	NT-506			

Medizintechnik/  
Nachrichtentechnik/EMV

Department: EMV

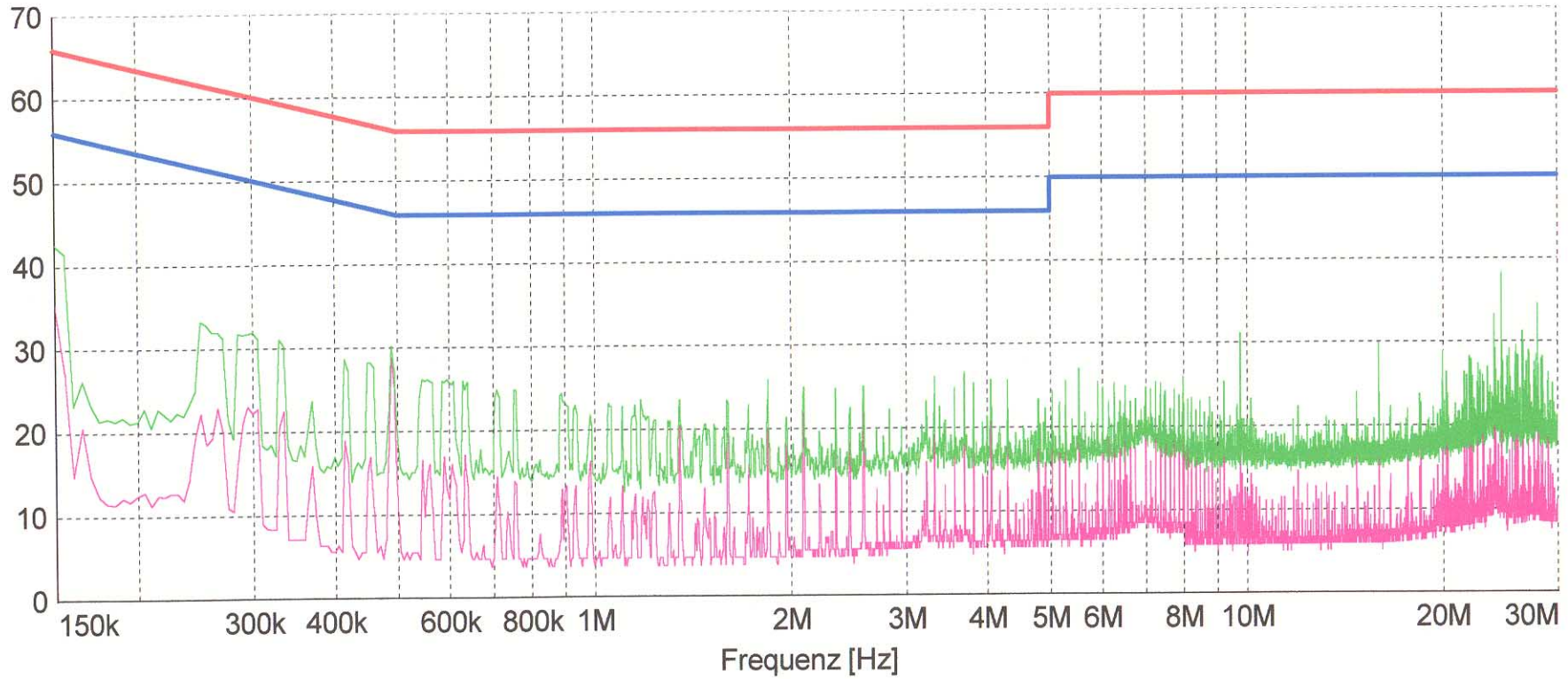
Test report number:  
M/EMV-03/246

Page: 3 of 3

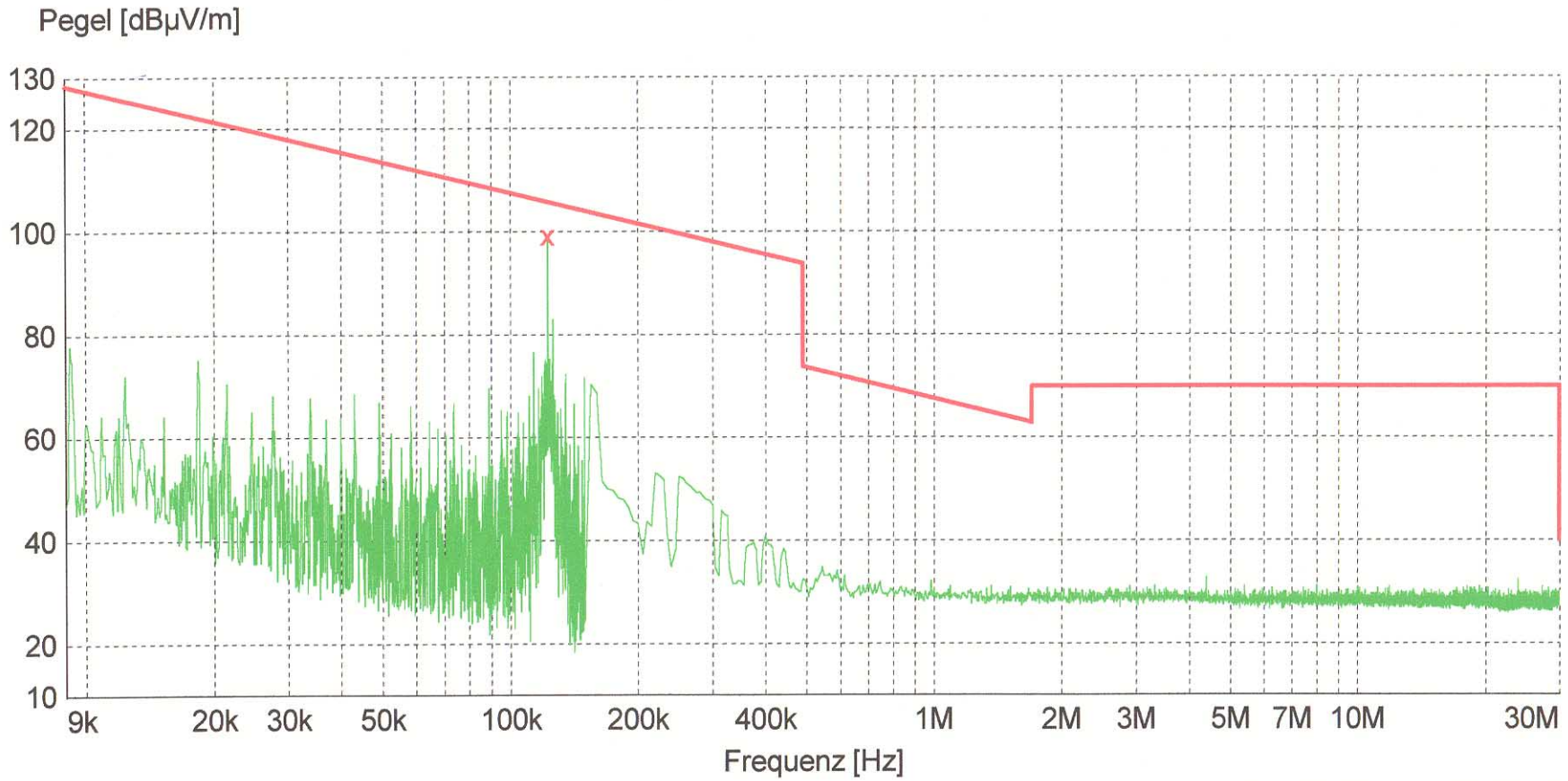
Date: 5.11.2003

Checked by: 

Pegel [dB $\mu$ V]

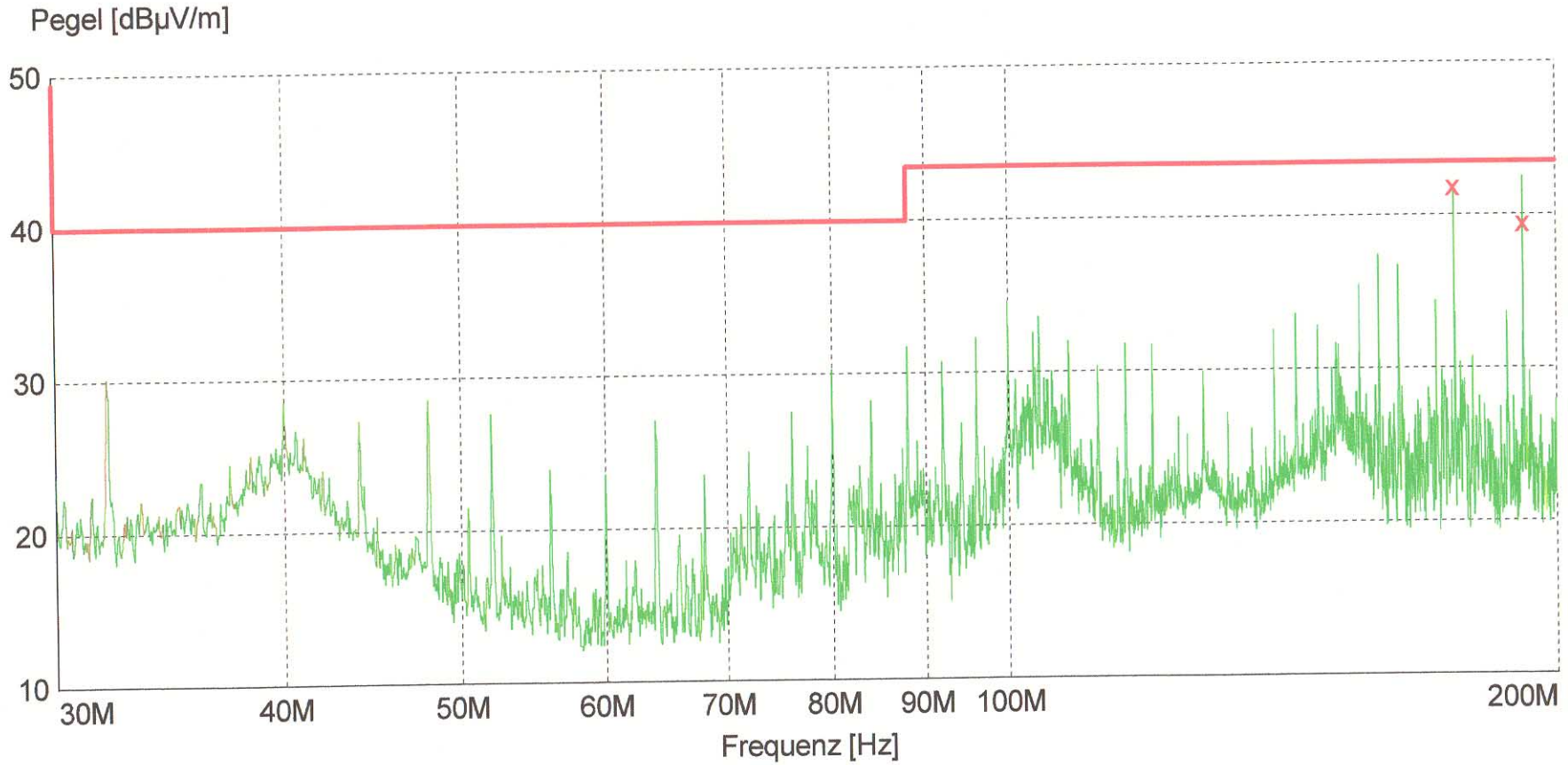


- MES Modul\_V1DC\_pre PK
- MES Modul\_V1DC\_pre AV
- LIM EN 55022 V QP EN 55022 V QP
- LIM EN 55022 V AV EN 55022 V AV



x x : MES Modul\_P\_F0\_fin QP  
 — MES Modul\_P\_F0\_pre PK  
 — LIM FCC ClassB F QP 40dB FCC ClassB, field strength 3m

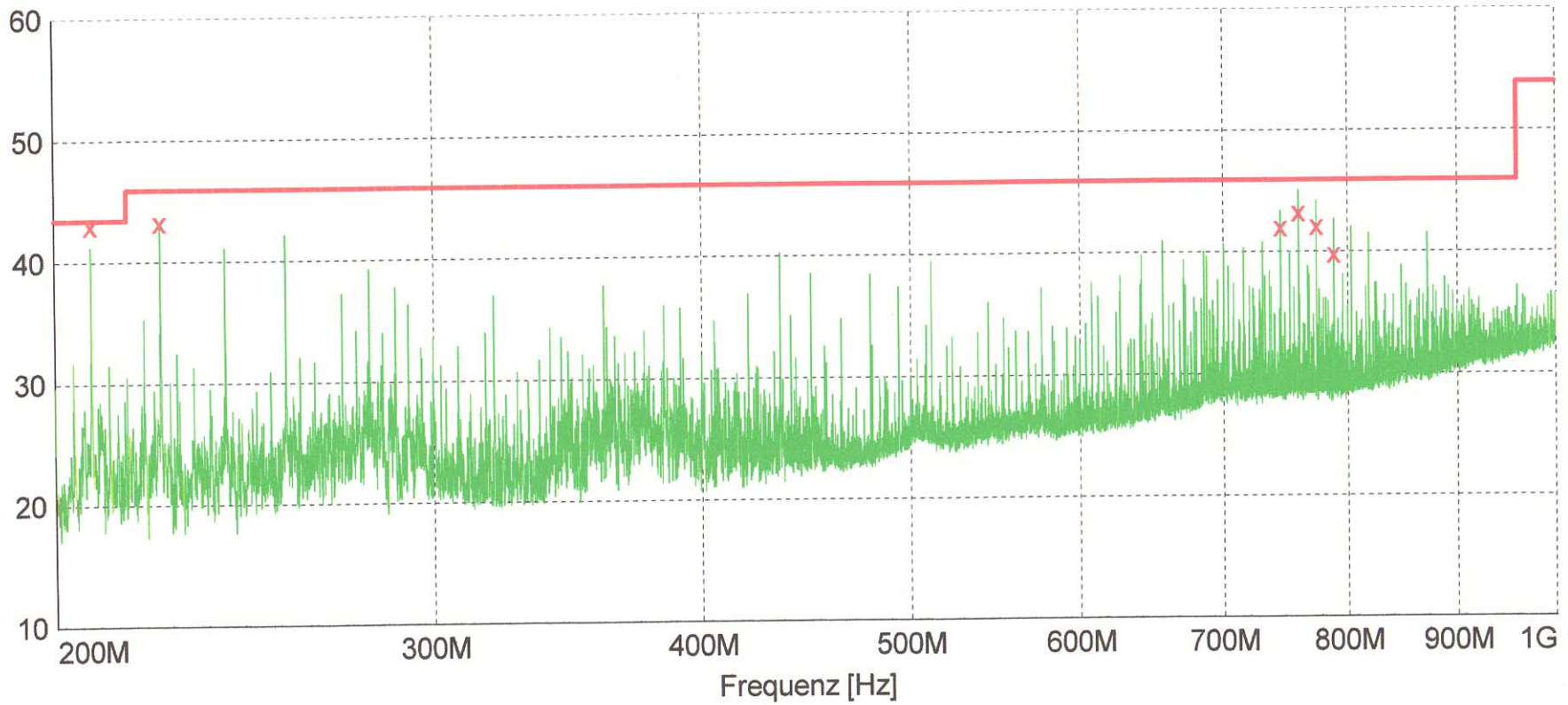




x x : MES Modul\_P\_F1f\_fin QP  
 — MES Modul\_P\_F1f\_pre PK  
 — LIM FCC ClassB F QP/AV

FCC ClassB, field strength 3m

Pegel [dB $\mu$ V/m]



x x :MES Modul\_P\_F2f\_fin QP  
 — MES Modul\_P\_F2f\_pre PK  
 — LIM FCC ClassB F QP/AV      FCC ClassB, field strength 3m