

Appendix 2  
Photodocumentation

Description: Open View #1 (Upper Part)


Medizintechnik/Nachrichtentechnik/EMV

Department: EMC

Test report reference:  
M/EMV-04/130

Page: 5 of 27

Date: 29.03.2004

checked by: 



Appendix 2  
Photodocumentation

Description: Open View #2 (Lower Part)

Medizintechnik/Nachrichtentechnik/EMV

Department: EMC

Test report reference:  
M/EMV-04/130

Page: 6 of 27

Date: 29.03.2004

checked by: *Jm*



Appendix 2  
Photodocumentation

Description: Open View #3 (Detail Lower Part)

Medizintechnik/Nachrichtentechnik/EMV

Department: EMC

Test report reference:  
M/EMV-04/130

Page: 7 of 27

Date: 29.03.2004

checked by: *[Signature]*



Appendix 2  
Photodocumentation

Description: Open View #4 (Top)


Medizintechnik/Nachrichtentechnik/EMV


Department: EMC

Test report reference:  
M/EMV-04/130

Page: 8 of 27

Date: 29.03.2004

checked by: 



Appendix 2  
Photodocumentation

Description: User Interface

Medizintechnik/Nachrichtentechnik/EMV

Department: EMC

Test report reference  
M/EMV-04/130

Page: 9 of 27

Date: 29.03.2004

checked by: *J. Müller*



Appendix 2  
Photodocumentation

Description: Heating Unit

Medizintechnik/Nachrichtentechnik/EMV


Department: EMC

Test report reference:  
M/EMV-04/130

Page: 10 of 27

Date: 29.03.2004

checked by: 





Appendix 2  
Photodocumentation

Description: PCB Control panel and Ticket  
Detection

Medizintechnik/Nach-  
richtentechnik/EMV


Department: EMC

Test report reference:  
M/EMV-04/130

Page: 12 of 27

Date: 29.03.2004

checked by: *Amr*





Appendix 2  
Photodocumentation

Description: PCB sd597\_3 Component Side

Medizintechnik/Nachrichtentechnik/EMV


Department: EMC

Test report reference: M/EMV-04/130

Page: 13 of 27

Date: 29.03.2004

checked by: *[Signature]*



Appendix 2  
Photodocumentation

Description: PCB sd597\_3 Solder Side

Medizintechnik/Nachrichtentechnik/EMV


Department: EMC

Test report reference: M/EMV-04/130

Page: 14 of 27

Date: 29.03.2004

checked by: *[Signature]*



Appendix 2  
Photodocumentation

Description: PCB sd605\_4 Layer 1


Medizintechnik/Nachrichtentechnik/EMV


Department: EMC

Test report reference:  
M/EMV-04/130

Page: 15 of 27

Date: 29.03.2004

checked by: 



Appendix 2  
Photodocumentation

Description: PCB sd605\_4 Layer 2

Medizintechnik/Nachrichtentechnik/EMV


Department: EMC

Test report reference: M/EMV-04/130

Page: 16 of 27

Date: 29.03.2004

checked by: *Jm*



Appendix 2  
Photodocumentation

Description: PCB 611\_1 Component Side

Medizintechnik/Nachrichtentechnik/EMV


Department: EMC

Test report reference: M/EMV-04/130

Page: 17 of 27

Date: 29.03.2004

checked by: *[Signature]*



Appendix 2  
Photodocumentation

Description: PCB 611\_1 Solder Side

Medizintechnik/Nachrichtentechnik/EMV


Department: EMC

Test report reference:  
M/EMV-04/130

Page: 18 of 27

Date: 29.03.2004

checked by: *[Signature]*



Appendix 2  
Photodocumentation

Description: Display #1 (Front View)

Medizintechnik/Nachrichtentechnik/EMV


Department: EMC

Test report reference  
M/EMV-04/130

Page: 19 of 27

Date: 29.03.2004

checked by: *[Signature]*



Appendix 2  
Photodocumentation

Description: Display #2 (PCB)

Medizintechnik/Nachrichtentechnik/EMV


Department: EMC

Test report reference  
M/EMV-04/130

Page: 20 of 27

Date: 29.03.2009

checked by: *Am*





Appendix 2  
Photodocumentation

Description: Printer-Coding Unit #1 (Front)

Medizintechnik/Nachrichtentechnik/EMV


Department: EMC

Test report reference:  
M/EMV-04/130

Page: 21 of 27

Date: 29.03.2004

checked by: *[Signature]*



Appendix 2  
Photodocumentation

Description: Printer-Coding Unit #2 (Side)

Medizintechnik/Nachrichtentechnik/EMV


Department: EMC

Test report reference  
M/EMV-04/130

Page: 22 of 27

Date: 29.03.2004

checked by: *[Signature]*



Appendix 2  
Photodocumentation

Description: PCB sd591 and Loop Detector

Medizintechnik/Nachrichtentechnik/EMV


Department: EMC

Test report reference:  
M/EMV-04/130

Page 23 of 27

Date: 29.03.2004

checked by: *[Signature]*



Appendix 2  
Photodocumentation

Description: Power Supply #1 (PCB)

Medizintechnik/Nachrichtentechnik/EMV


Department: EMC

Test report reference: M/EMV-04/130

Page: 24 of 27

Date: 29.03.2004

checked by: *fm*



Appendix 2  
Photodocumentation

Description: PCB sd582 Component Side

Medizintechnik/Nachrichtentechnik/EMV


Department: EMC

Test report reference  
M/EMV-04/130

Page: 25 of 27

Date: 29.03.2004

checked by: *[Signature]*



Appendix 2  
Photodocumentation

Description: PCB sd582 Solder Side

Medizintechnik/Nachrichtentechnik/EMV

Department: EMC

Test report reference:  
M/EMV-04/130

Page: 26 of 27

Date: 29.03.2004

checked by: *Am*

