

Appendix 2
Photodocumentation

Description: Detecting Loops

Medizintechnik/Nachrichtentechnik/EMV

Department: EMC

Test report reference:
M/EMV-04/120

Page: 4 of 34

Date: 25.02.2004

checked by: *Jm*



Appendix 2
Photodocumentation

Description: PCB sd547_4 Component Side #1

Medizintechnik/Nachrichtentechnik/EMV


Department: EMC

Test report reference:
M/EMV-04/120

Page: 5 of 34

Date: 25.02.2004

checked by: *Jm*



Appendix 2
Photodocumentation

Description: PCB sd547_4 Component Side #2

Medizintechnik/Nachrichtentechnik/EMV


Department: EMC

Test report reference:
M/EMV-04/120

Page: 6 of 34

Date: 25.02.2004

checked by: *Jmt*



Appendix 2
Photodocumentation

Description: PCB sd547_4 Solder Side


Medizintechnik/Nachrichtentechnik/EMV


Department: EMC

Test report reference:
M/EMV-04/120

Page: 7 of 34

Date: 25.02.2004

checked by: 



Appendix 2
Photodocumentation

Description: Cabling #1

Medizintechnik/Nachrichtentechnik/EMV

Department: EMC

Test report reference:
M/EMV-04/120

Page: 8 of 34

Date: 25.02.2004

checked by: *Jm*



Appendix 2
Photodocumentation

Description: Cabling #2

Medizintechnik/Nachrichtentechnik/EMV


Department: EMC

Test report reference:
M/EMV-04/120

Page: 9 of 34

Date: 25.02.2004

checked by: *Jm*



Appendix 2
Photodocumentation

Description: Cabling #3 (Ferrite)

Medizintechnik/Nachrichtentechnik/EMV


Department: EMC

Test report reference:
M/EMV-04/120

Page: 10 of 34

Date: 25.02.2004

checked by: 



Appendix 2
Photodocumentation

Description: Photo Sensor #1 (Front)


Medizintechnik/Nachrichtentechnik/EMV

Department: EMC

Test report reference:
M/EMV-04/120

Page: 11 of 34

Date: 25.02.2004

checked by: 



Appendix 2
Photodocumentation

Description: Photo Sensor #2 (Back)

Medizintechnik/Nachrichtentechnik/EMV


Department: EMC

Test report reference:
M/EMV-04/120

Page: 12 of 34

Date: 25.02.2004

checked by: 



Appendix 2
Photodocumentation

Description: Signal Lamps

Medizintechnik/Nachrichtentechnik/EMV


Department: EMC

Test report reference:
M/EMV-04/120

Page: 13 of 34

Date: 25.02.2004

checked by: *Jm*



Appendix 2
Photodocumentation

Description: PCB sd420_5 Component Side


Medizintechnik/Nachrichtentechnik/EMV


Department: EMC

Test report reference:
M/EMV-04/120

Page: 14 of 34

Date: 25.02.2004

checked by: 



Appendix 2
Photodocumentation

Description: PCB sd420_5 Solder Side

Medizintechnik/Nachrichtentechnik/EMV


Department: EMC

Test report reference:
M/EMV-04/120

Page: 15 of 34

Date: 25.02.2004

checked by: *Jam*



Appendix 2
Photodocumentation

Description: Rotary Spray Mechanical View

Medizintechnik/Nachrichtentechnik/EMV


Department: EMC

Test report reference:
M/EMV-04/120

Page: 16 of 34

Date: 25.02.2004

checked by: *[Signature]*



Appendix 2
Photodocumentation

Description: RF-Modul General View #1 (Top)

Medizintechnik/Nachrichtentechnik/EMV

Department: EMC

Test report reference:
M/EMV-04/120

Page: 17 of 34

Date: 25.02.2004

checked by: 

