

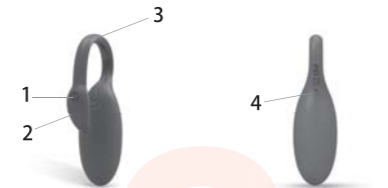
Magic Motion Flamingo



SMV05
FCC ID:QSESMV05
www.magicsmotion.com

English

Product Diagram



1	Power/Toggle key	2	LED Light
3	Cord/Antenna	4	2.5mm Charging Port

Specification:

Materials	Body-safe silicon /ABS
Size	72x30x30mm
Weight	45g
Working Time	4 Hours
Frequency	7500/Minute
Waterproof	IPX7

Contents of Package

Magic Motion--Flamingo	X1
User Guide	X1
Pouch	X1
USB- DC Cable	X1

First Use

step1 :APP Download

- iOS users, Search for "Magic Motion" in App Store to download the App.
- iOS users or Android users scan below QR Bar to download.
- iOS users or Android users to visit below website to download.




www.magicsmotion.com

step2 Run Magic Motion App.

Click **Magic Motion** App to run and follow the guide to connect Flamingo. When the LED light is on, it means successful connection.

step3 Play with "Flamingo"

Place "Flamingo" in different spots to stimulate to enjoy the pleasures.



Tips : Please use with water soluble lubricant or condom.
Please leave the cord of Flamingo outside the body, at least 3 cm long without barrier, to keep good signal.

Step4 Power Off

The device will turn off after pressing Power key for 3 seconds, the LED Light will turn off to indicate turn-off status.



Tips : "Flamingo" will turn off automatically when it disconnected with App in 5 minutes.

Independent Modes(without Smartphone)

Step1 Power on "Flamingo"

Press Power on key
Again to access mode 1.



Step3
Press Power on key
Again to stop.

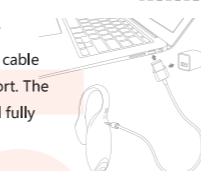
Step4

Press Power on key again to access mode 2.
There are total 7 modes available.



Charging Battery

Plug DC Port of USB-DC cable To Flamingo charging port. The LED will keep lighting till fully charged.



Reset.

In the working mode, plug in the USB-DC cable, the device will reset automatically.

Cleaning "Flamingo"

Before Usage.

Please clean Master with cleanser or warm water and anti-bacterial soap.

After Usage:

Please clean Flamingo with cleanser or warm water and anti-bacterial soap and dry it.

Tips : "Flamingo" is covered with full silicone, it is waterproof.

Storage

Keep Flamingo in a cool and ventilated place. Avoid direct sunlight and keep it away from children.



Q&A :

Q: Do you have Android version?

A: Yes, Flamingo has iOS and Android APP. Only if your android OS is 4.3 or up and has Bluetooth 4.0, your Android phone should work.

Q: How does Flamingo work if my Smart phone does not have Bluetooth 4.0?

A: Flamingo supports Smartphone mode and independent mode. The independent mode does not need a Smartphone. Please check the user guide – Independent mode.

Q: Why am I not able to install Android App with an error "Parse Error: there is a problem parsing the package" while installing Android application ?

A: It means that your Android OS is not 4.3 or higher.

Q: Bluetooth is connected in my Android phone's settings. Why does the APP show "not connected" ?

A: Flamingo works with Bluetooth 4.0. You do not need to set Bluetooth connection. Run the App and connect the device. If you have set Bluetooth connection in system configuration, you need to disconnect Bluetooth and connect Magic Motion APP.

Q: Why the device occasionally disconnected with the App during the use?

A: The cord of Flamingo also works as antenna. Please leave the cord of Flamingo outside the body, at least 3 cm long without barrier, to keep good signal.

Warranty Terms & Conditions

Magic motion warrants this product for a period of ONE (1) YEAR, after the date of original purchase, against defects due to faulty workmanship or materials. If you discover a defect and notify magic motion during the warranty period, magic motion will, as its discretion, replace the product free of charge.

The warranty covers **working parts** that affect the function of the product. It does **NOT cover** cosmetic deterioration caused by fair wear and tear or **damage** caused by accident, misuse or neglect. Any attempt to **open** or take apart the product (or its accessories) will **void the warranty**.

Claims under warranty **must be supported** by reasonable evidence that the date of the claim is within the warranty period. To validate your warranty, please keep your original purchase receipt together with these warranty conditions for the duration of the warranty period.

Magic Motion Service Card

User Information

Name:

Tel:

Address:

Reason for Return:

Seller Information

Company:

Tel:

NOTE: This equipment has been tested and found to comply with the limits for a Class B digital device, pursuant to part 15 of the FCC Rules. These limits are designed to provide reasonable protection against harmful interference in a residential installation. This equipment generates, uses and can radiate radio frequency energy and, if not installed and used in accordance with the instructions, may cause harmful interference to radio communications. However, there is no guarantee that interference will not occur in a particular installation. If this equipment does cause harmful interference to radio or television reception, which can be determined by turning the equipment off and on, the user is encouraged to try to correct the interference by one or more of the following measures:

- Reorient or relocate the receiving antenna.
- Increase the separation between the equipment and receiver.
- Connect the equipment into an outlet on a circuit different from that to which the receiver is connected.
- Consult the dealer or an experienced radio/TV technician for help.

This device complies with part 15 of the FCC rules. Operation is subject to the following two conditions:

- (1) this device may not cause harmful interference, and
- (2) this device must accept any interference received, including interference that may cause undesired operation.

Changes or modifications to this unit not expressly approved by the party responsible for compliance could void the user's authority to operate the equipment.