


Touch Beyond Your Thought



Smart Kegel Ball User Guide



Powered by Magic Motion
www.magicsmotion.com

FCC Notices

1. The manufacturer is not responsible for any radio or TV interference caused by unauthorized modifications to this equipment. Such modifications could avoid the user's authority to operate the equipment.

2. This device complies with Part 15 of the FCC Rules. (1) This device may not cause harmful interference, and (2) this device must accept any interference received, including interference that may cause undesired operation.

NOTE: This equipment has been tested and found to comply with the limits for a Class B digital device, pursuant to part 15 of the FCC Rules. These limits are designed to provide reasonable protection against harmful interference in a residential installation. This equipment generates uses and can radiate radio frequency energy and, if not installed and used in accordance with the instructions, may cause harmful interference to radio communications. However, there is no guarantee that interference will not occur in a particular installation. If this equipment does cause harmful interference to radio or television reception, which can be determined by turning the equipment off and on, the user is encouraged to try to correct the interference by one or more of the following measures:

Reorient or relocate the receiving antenna.
Increase the separation between the equipment and receiver.
Connect the equipment into an outlet on a circuit different from that to which the receiver is connected.
Consult the dealer or an experienced radio/TV technician for help.

CAUTION
RISK OF EXPLOSION IF BATTERY IS REPLACED
BY AN INCORRECT TYPE
DISPOSE OF USED BATTERIES ACCORDING
TO THE INSTRUCTIONS



Magic Kegel User Guide



Magic Kegel Service Card

User Information

Name: _____

Tel: _____

Address: _____

Reason for Return: _____

Seller Information

Company: _____

Tel: _____

WARRANTY TERMS & CONDITIONS

Magic Kegel warrants this product for a period of ONE (1) YEAR, after the date of original purchase, against defects due to faulty workmanship or materials. If you discover a defect and notify Magic Kegel during the warranty period, Magic Kegel will replace the product free of charge.

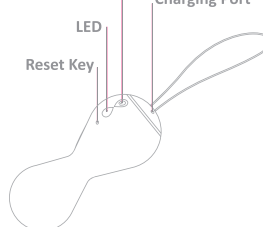
The warranty covers working parts that affect the function of the product. It does NOT cover cosmetic deterioration caused by fair wear and tear or damage caused by accident, misuse or neglect. Any attempt to open or take apart the product (or its accessories) will void the warranty. Claims under warranty must be supported by reasonable evidence that the date of the claim is within the warranty period. To validate your warranty, please keep your original purchase receipt together with these warranty conditions for the duration of the warranty period.

To claim your warranty, please send email to service@magicsmotion.com. You will receive a form to fill out. After you fill the form from Magic Motion Customer Care Center, you will be issued a Return Merchandise Authorization. You should put that (RMA) number on the box and ship the product back to the address we supply. Shipping costs are nonrefundable. This undertaking is in addition to consumer's statutory rights and does not affect those rights in any way.

Package includes

- Smart Kegel Ball x1
- User Manual X1
- Storage Bag X1
- USB Cable X1

Power/Toggle Key





• **Power On**

Press the Power/Toggle key to switch on, then the LED will light on for 30 seconds.

• **Power Off**

Press the Power/Toggle key for 2 seconds, then LED will turn off in 2 seconds.

• **Charging Battery**

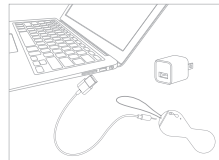
The Magic Kegel includes a li-ion rechargeable battery.

One side of the cable plug into the device, another side plug into the computer's USB connector or adaptor.

Charging: LED light on.

Charging Completed: LED light off.

Low Battery: the device cannot be powered on or it will power off soon after turning on.



Notice: When using the device first time, deplete the battery fully then charge for 4 hours continually.





Smart Phone Control Mode

• Download

Visit App Store or Google Play to search
" Magic Kegel " App



iOS Model:

iPhone 4S, 5, 5S/C, iPad mini/mini 2, iPad 3/4/Air, iTouch 5, X
(X means Apple's new models)

Android Model:

SAMSUNG: Galaxy Note 2, Galaxy Note 3, Galaxy S3, Galaxy S4,
Galaxy S5
HTC: One, Max, M8
Google: Nexus 4, Nexus 5, Nexus 7
Others: Android OS 4.3 and above version, Bluetooth 4.0 is a must





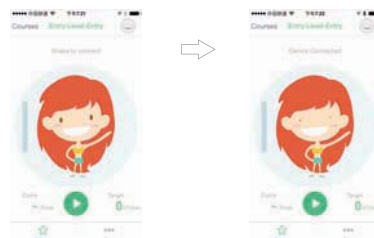
• **Run “ Magic Kegel ”**

Turn (iOS device ->Settings->Bluetooth) on and run the Magic Kegel App .

• **Connection**

This product has been loaded with latest firmware to simplify Bluetooth connection as follows,

- Step 1, Open Bluetooth feature in SmartPhone
- Step 2, Power on Magic Kegel
- Step 3, Open “ Magic Kegel ” APP in SmartPhone
- Step 4, Shake the phone to connect





Manual Control Mode (without Smartphone)

• Start the Training

When the device is turned on or re-started after the pause, the LED will be lighted on for 30 seconds, during which period, if the device is not connected with App, the internal training mode will be activated, the LED light will be on for each vibration guidance. The LED will be on when the device in stand-by mode. There will have 45 seconds break between each level.

• Turn off automatically

It will automatically turn off after 5 minutes of no use in manual control mode.





• Training Course

If the device is not connected with App. There is one training course included. Users can change the training courses via App.

• How to Pause

In the manual mode, to press Power On/Toggle key to stop the training course, the LED and vibration will be stopped. Press the Power On/Toggle key again to resume, the training course will re-start in 30 seconds. in the Pause mode, the device will be turnedoff automatically in 5 minutes for no use.





Notice

• Before the Usage

Please clean the Magic Kegel with cleanser or warm water and anti-bacterial soap for first time use. We suggest using water-lubricants with the Magic Kegel to enhance the experience.

• In Use

We recommend using together with a condom. Stop using the device if there is discomfort or tingling.

• After Usage

After using, clean the device and dry it.

• Storage

Keep the device in a cool, ventilated place. Avoid leaving your Magic Kegel in direct sunlight, and keep it out of the reach of children.





Magic Motion

Touch Beyond Your Thought

www.magicsmotion.com