



PCTEST ENGINEERING LABORATORY, INC.

6660-B Dobbin Road, Columbia, MD 21045 USA
Tel. 410.290.6652 / Fax 410.290.6554
<http://www.pctestlab.com>



RF EXPOSURE EVALUATION (MAXIMUM PERMISSIBLE EXPOSURE)

Applicant Name:
Siemens Transportation Systems
150 avenue de la Republique
92320 Chatillon
France

Date of Testing:
September 25, 2008
Test Site/Location:
PCTEST Lab, Columbia, MD, USA
Test Report Serial No.:
0809251422-R1.QSC

| | |
|-------------------|---------------------------------------|
| FCC ID: | QSCCARBORNE2 |
| APPLICANT: | Siemens Transportation Systems |

EUT Type: Transportation Control System
FCC Rule Part(s): FCC Part 1 (§1.1310) and Part 2 (§2.1091)
FCC Classification: Digital Transmission System (DTS)
Test Procedure: OET Bulletin 65

The device bearing the FCC Identifier specified above has been shown to comply with the applicable technical standards as indicated in the measurement report and has been tested in accordance with the measurement procedures specified in FCC OET Bulletin 65 (See Test Report). These measurements were performed with no deviation from the standards.


***This revised Test Report (S/ N: 0809251422-R1.QSC) supersedes and replaces the previously issued test report on the same subject EUT for the same type of testing as indicated. Please discard and destroy the previously issued test report (S/N: 0809251422.QSC) and dispose of it accordingly.**

I authorize and attest to the accuracy of data. All measurements reported herein were performed by me or were made under my supervision and are correct to the best of my knowledge and belief. I assume full responsibility for the completeness of these measurements and vouch for the qualifications of all persons taking them.

PCTEST certifies that no party to this application has been denied the FCC benefits pursuant to Section 5301 of the Anti-Drug Abuse Act of 1988, 21 U.S.C. 862.




Randy Ortanez
President



| | | | | |
|----------------------------------------------|-------------------------------------------------------------------------------------|-----------------------------------------------------------|----------------|----------------------------------------|
| FCC ID: QSCCARBORNE2 |  | MAXIMUM PERMISSIBLE EXPOSURE (MPE) DATA REPORT | SIEMENS | Reviewed by: Quality Manager |
| Test Report S/N: 0809251422-R1.QSC | Test Dates: September 25, 2008 | EUT Type: Transportation Control System | | Page 1 of 6 |

T A B L E O F C O N T E N T S

| | | |
|-----|------------------------------------------------------------------|---|
| 1.0 | RF EXPOSURE EVALUATION – MAXIMUM PERMISSIBLE EXPOSURE (MPE)..... | 3 |
| 1.1 | INTRODUCTION | 3 |
| 1.2 | EUT DESCRIPTION | 3 |
| 1.3 | MPE REQUIREMENTS OVERVIEW..... | 4 |
| 1.4 | PROCEDURE..... | 5 |
| 1.5 | SUMMARY OF RESULTS..... | 5 |
| 2.0 | CONCLUSION..... | 6 |

| | | | | |
|----------------------------------------------|-------------------------------------------------------------------------------------|-----------------------------------------------------------|---------------------------------------------------------------------------------------|----------------------------------------|
| FCC ID: QSCCARBORNE2 |  | MAXIMUM PERMISSIBLE EXPOSURE (MPE) DATA REPORT |  | Reviewed by: Quality Manager |
| Test Report S/N: 0809251422-R1.QSC | Test Dates: September 25, 2008 | EUT Type: Transportation Control System | | Page 2 of 6 |

1.0 RF EXPOSURE EVALUATION – MAXIMUM PERMISSIBLE EXPOSURE (MPE)

1.1 Introduction

This document is prepared on behalf of Siemens Transportation Systems to show compliance with the RF Exposure requirements as required in §1.1310 of the FCC Rules and Regulations and Health Code 6 of Industry Canada.

The limit for Maximum Permissible Exposure (MPE), specified in FCC §1.1310, is listed in Table 1-1. According to FCC §1.1310 and RSS-102: the criteria listed in the following table shall be used to evaluate the environmental impact of human exposure to radio-frequency (RF) radiation as specified in §1.1307(b).

| Frequency Range (MHz) | Electric Field Strength (V/m) | Magnetic Field Strength (A/m) | Power Density (mW/cm ²) | Average Time (Minutes) |
|---------------------------------------------------------------------------|-------------------------------|-------------------------------|-------------------------------------|------------------------|
| (A) Limits For Occupational / Control Exposures (f = frequency) | | | | |
| 30-300 | 61.4 | 0.163 | 1.0 | 6 |
| 300-1500 | ... | ... | f/300 | 6 |
| 1500-100,000 | ... | ... | 5.0 | 6 |
| (B) Limits For General Population / Uncontrolled Exposure (f = frequency) | | | | |
| 30-300 | 27.5 | 0.073 | 0.2 | 30 |
| 300-1500 | ... | ... | f/1500 | 30 |
| 1500-100,000 | ... | ... | 1.0 | 30 |


Table 1-1. Limits for Maximum Permissible Exposure (MPE)

1.2 EUT Description

The Carborne Unit Model: CRE is a fixed mounted Transportation Control System operating from 2408 to 2474 MHz. For this MPE evaluation the maximum conducted output power to the antenna connection (i.e. including cable loss and 2dB attenuator) and antenna gain are used for the calculation of the MPE. No duty cycle correction or time averaging is used in the calculation.

EUT:

| | |
|-----------------------|---------------------------------------------------------------------|
| Model: | CRE |
| Grantee: | Siemens Transportation Systems |
| FCC ID: | QSCCARBORNE2 |
| Maximum Output Power: | 27.45dBm – 1.04dB (Cable loss) – 2dB (attenuator) = 24.41dBm |
| Antenna Gain: | 9dBi |

| | | | | |
|---------------------------------------|-------------------------------------------------------------------------------------|---------------------------------------------------|---------|---------------------------------|
| FCC ID: QSCCARBORNE2 |  | MAXIMUM PERMISSIBLE EXPOSURE (MPE) DATA REPORT | SIEMENS | Reviewed by: Quality Manager |
| Test Report S/N: 0809251422-R1.QSC | Test Dates: September 25, 2008 | EUT Type: Transportation Control System | | Page 3 of 6 |

1.3 MPE Requirements Overview


Three different categories of transmitters are defined by the FCC in OET Bulletin 65. These categories are fixed installation, mobile, and portable and are defined as follows:

- **Fixed Installations:** fixed location means that the device, including its antenna, is physically secured at a permanent location and is not able to be easily moved to another location. Additionally, distance to humans from the antenna is maintained to at least 2 meters.
- **Mobile Devices:** a mobile device is defined as a transmitting device designed to be used in other than fixed locations and to be generally used in such a way that a separation distance of at least 20 centimeters is normally maintained between the transmitter's radiating structures and the body of the user or nearby persons. Transmitters designed to be used by consumers or workers that can be easily re-located, such as a wireless modem operating in a laptop computer, are considered mobile devices if they meet the 20 centimeter separation requirement. The FCC rules for evaluating mobile devices for RF compliance are found in 47 CFR §2.1091.
- **Portable Devices:** a portable device is defined as a transmitting device designed to be used so that the radiating structure(s) of the device is/are within 20 centimeters of the body of the user. Portable device requirements are found in Section 2.1093 of the FCC's Rules (47 CFR§2.1093).

The FCC also categorizes the use of the device as based upon the user's awareness and ability to exercise control over his or her exposure. The two categories defined are Occupational/ Controlled Exposure and General Population/Uncontrolled Exposure. These two categories are defined as follows:

- **Occupational/Controlled Exposure:** In general, occupational/controlled exposure limits are applicable to situations in which persons are exposed as a consequence of their employment, who have been made fully aware of the potential for exposure and can exercise control over their exposure. This exposure category is also applicable when the exposure is of a transient nature due to incidental passage through a location where the exposure levels may be higher than the general population/uncontrolled limits, but the exposed person is fully aware of the potential for exposure and can exercise control over his or her exposure by leaving the area or by some other appropriate means. Awareness of the potential for RF exposure in a workplace or similar environment can be provided through specific training as part of a RF safety program. If appropriate, warning signs and labels can also be used to establish such awareness by providing prominent information on the risk of potential exposure and instructions on methods to minimize such exposure risks.
- **General Population/Uncontrolled Exposure:** The general population / uncontrolled exposure limits are applicable to situations in which the general public may be exposed or in which persons who are exposed as a consequence of their employment may not be made fully aware of the potential for exposure or cannot exercise control over their exposure. Members of the general public would come under this category when exposure is not employment-related; for example, in the case of a wireless transmitter that exposes persons in its vicinity. Warning labels placed on low-power consumer devices such as cellular telephones are not considered sufficient to allow the device to be considered under the occupational/controlled category, and the general population/uncontrolled exposure limits apply to these devices.

The Carborne Unit Transportation Control System FCC ID: QSCCARBORNE2 is evaluated to the Mobile Device requirements and is considered a device to be used by the General Population/Uncontrolled Exposure.

| | | | | |
|---------------------------------------|-------------------------------------------------------------------------------------|---------------------------------------------------|---------|---------------------------------|
| FCC ID: QSCCARBORNE2 |  | MAXIMUM PERMISSIBLE EXPOSURE (MPE) DATA REPORT | SIEMENS | Reviewed by: Quality Manager |
| Test Report S/N: 0809251422-R1.QSC | Test Dates: September 25, 2008 | EUT Type: Transportation Control System | | Page 4 of 6 |

1.4 Procedure

The procedure used to determine the RF power density was based upon a calculation for determining compliance with the MPE requirements.

The power generated by the transmitter used in this product was initially measured by a power meter and the powers were recorded. Through use of the Friis transmission formula and knowledge of the maximum antenna gain to be used, the power density level is calculated at a distance of 20cm.

Friis Transmission Formula

Friis transmission formula: $P_d = (P_{out} * G) / (4\pi r^2)$

Where,

P_d = Power Density (mW/cm²)

π = 3.1416

P_{out} = output power to antenna (mW)

r = distance between observation point and center of the radiator (cm)

G = gain of antenna in linear scale

Calculated MPE

The highest RF power measured in this band along with the maximum antenna gain was used to determine the maximum theoretical power density in that band. The power density limit for General Population/Uncontrolled Exposure at each frequency is determined based on the information in Table 1-1.


| | | |
|------------------------------|--------------------------|-----------|
| Frequency | 2441 MHz | |
| Limit | 1.000 mW/cm ² | |
| Distance (cm), R = | 20 cm | |
| Power (dBm), P = | 24.41 dBm | 276.06 mW |
| TX Ant Gain (dB), G = | 9 dBi | |
| Power Density (S) = | 0.436 mW/cm ² | (at 20cm) |
| Minimum Distance = | 13.2 cm | |

Table 1-2. Calculated MPE Data for 2.4GHz Band

1.5 Summary of Results


| Frequency Band [MHz] | Maximum Antenna Gain [dBi] | MPE at 20cm (mW/cm ²) | Test Result |
|----------------------|----------------------------|-----------------------------------|-------------|
| 2408 – 2474 | 9 | 0.436 | PASS |

Table 1-3. Maximum Permissible Exposure Summary Table

| | | | | |
|----------------------------------------------|-------------------------------------------------------------------------------------|-------------------------------------------------------|----------------|----------------------------------------|
| FCC ID: QSCCARBORNE2 |  | MAXIMUM PERMISSIBLE EXPOSURE (MPE) DATA REPORT | SIEMENS | Reviewed by: Quality Manager |
| Test Report S/N: 0809251422-R1.QSC | Test Dates: September 25, 2008 | EUT Type: Transportation Control System | | Page 5 of 6 |

2.0 CONCLUSION

The device meets the mobile RF exposure limit at a 20cm separation distance as specified in §2.1091 of the FCC Rules and Regulations and Health Code 6 of Industry Canada. An appropriate RF exposure compliance statement will be placed in the user's manual.

| | | | | |
|----------------------------------------------|-------------------------------------------------------------------------------------|-----------------------------------------------------------|----------------|----------------------------------------|
| FCC ID: QSCCARBORNE2 |  | MAXIMUM PERMISSIBLE EXPOSURE (MPE) DATA REPORT | SIEMENS | Reviewed by: Quality Manager |
| Test Report S/N: 0809251422-R1.QSC | Test Dates: September 25, 2008 | EUT Type: Transportation Control System | | Page 6 of 6 |