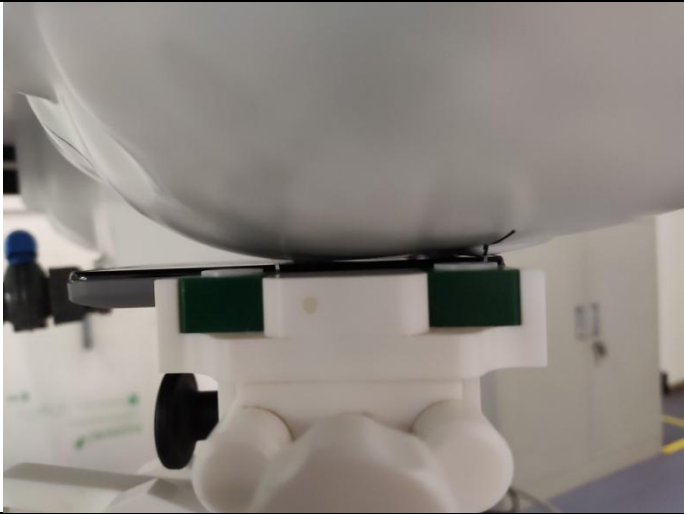


Test Positions


Left Cheek




Left Tilt 15 Degree



Right Cheek




Right Tilt 15 Degree







Front Side
(Separation distance of 10mm)



Back Side
(Separation distance of 10mm)



FCC ID: QRP-SP-008

<p>Left Side (Separation distance of 10mm)</p>	<p>Right Side (Separation distance of 10mm)</p>
 A photograph showing the left side of a black smartphone mounted on a white and green test fixture. The word "AZUMI" is visible on the back of the phone. The phone is held in place by a black clamp. A white vertical line is drawn on the image to indicate the 10mm separation distance from the fixture.	 A photograph showing the right side of the same smartphone on the test fixture. A white vertical line is drawn on the image to indicate the 10mm separation distance from the fixture.
<p>Top Side (Separation distance of 10mm)</p>	<p>Bottom Side (Separation distance of 10mm)</p>
 A photograph showing the top side of the smartphone on the test fixture. A white vertical line is drawn on the image to indicate the 10mm separation distance from the fixture.	 A photograph showing the bottom side of the smartphone on the test fixture. A white vertical line is drawn on the image to indicate the 10mm separation distance from the fixture.

END