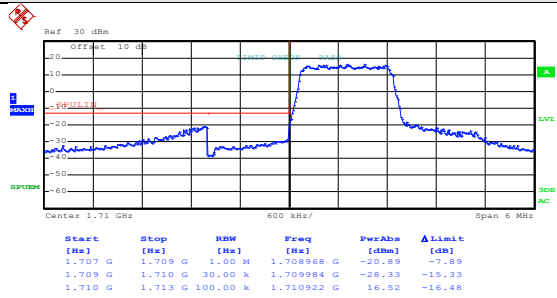
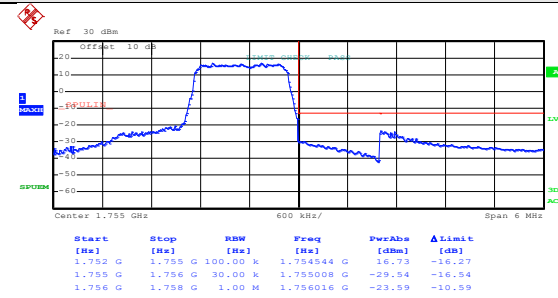


Test Mode: LTE band 4(QPSK RB Size 6 & RB Offset 0)



Date: 4.JUL.2016 21:25:18

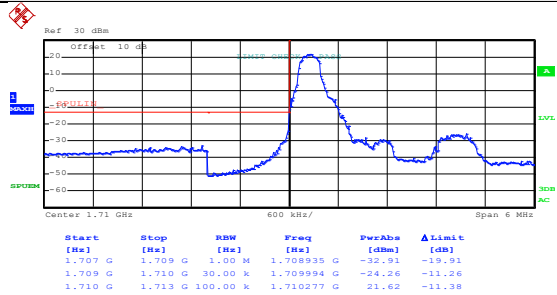
Lowest channel



Date: 4.JUL.2016 21:28:16

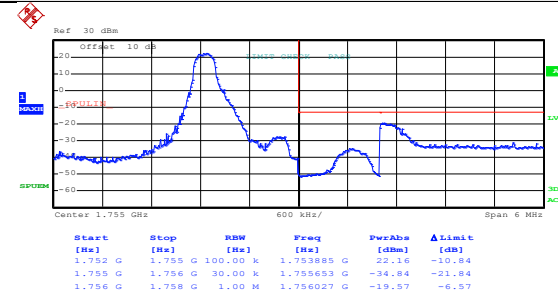
Highest channel

Test Mode: LTE band 4(16QAMRB Size 1 & RB Offset 0)



Date: 4.JUL.2016 21:23:55

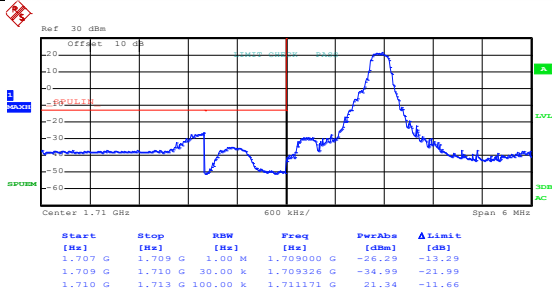
Lowest channel



Date: 4.JUL.2016 21:26:27

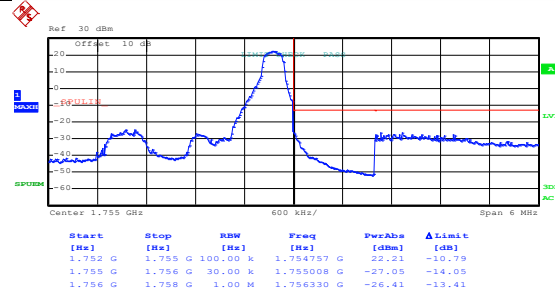
Highest channel

Test Mode: LTE band 4(16QAMRB Size 1 & RB Offset 5)



Date: 4.JUL.2016 21:24:18

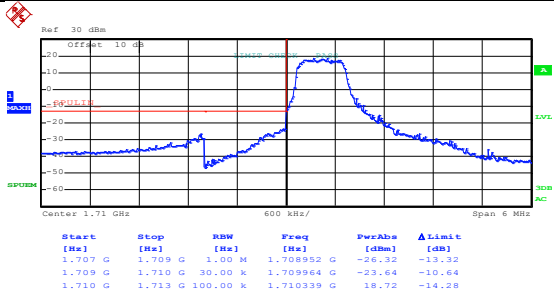
Lowest channel



Date: 4.JUL.2016 21:26:52

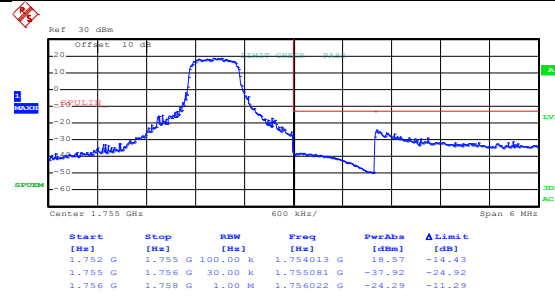
Highest channel

Test Mode: LTE band 4(16QAMRB Size 3 & RB Offset 0)



Date: 4.JUL.2016 21:24:40

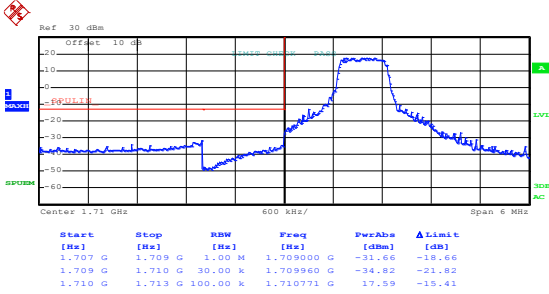
Lowest channel



Date: 4.JUL.2016 21:27:17

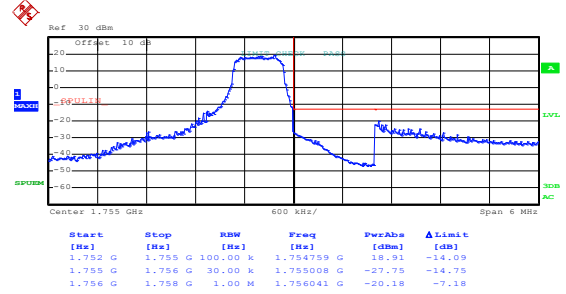
Highest channel

Test Mode: LTE band 4(16QAMRB Size 3 & RB Offset 2)



Date: 4.JUL.2016 21:25:05

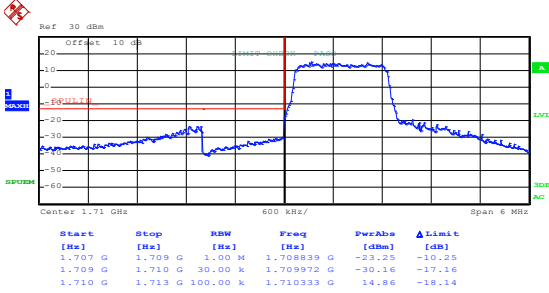
Lowest channel



Date: 4.JUL.2016 21:27:43

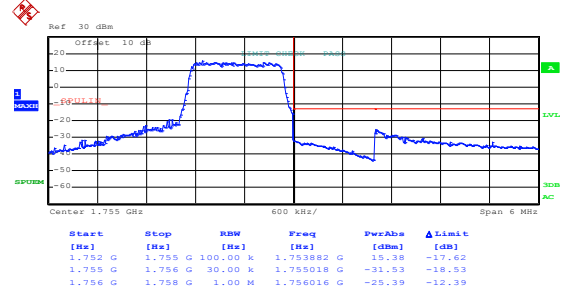
Highest channel

Test Mode: LTE band 4(16QAMRB Size 6 & RB Offset 0)



Date: 4.JUL.2016 21:25:27

Lowest channel

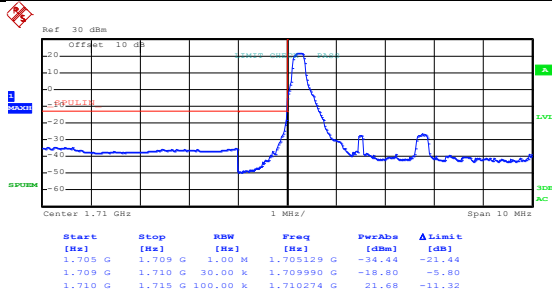


Date: 4.JUL.2016 21:28:24

Highest channel

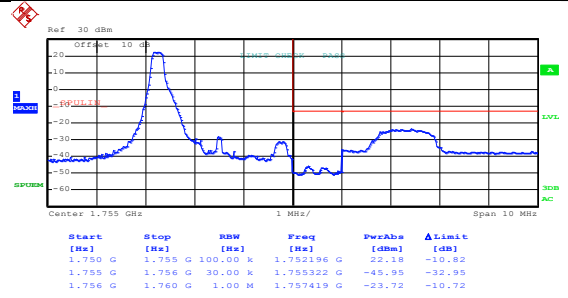
3MHz:

Test Mode: LTE band 4(QPSKRB Size 1 & RB Offset 0)



Date: 4.JUL.2016 21:30:05

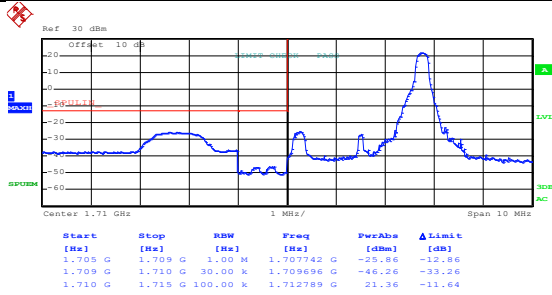
Lowest channel



Date: 4.JUL.2016 21:32:56

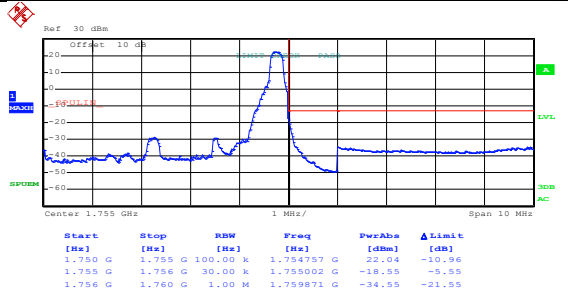
Highest channel

Test Mode: LTE band 4(QPSK RB Size 1 & RB Offset 14)



Date: 4.JUL.2016 21:30:46

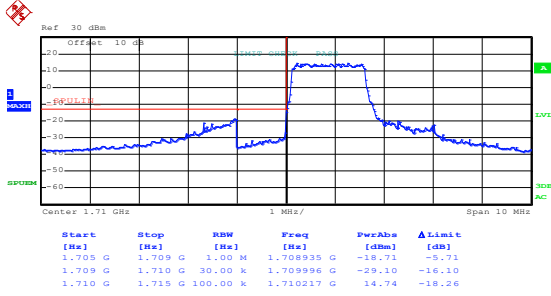
Lowest channel



Date: 4.JUL.2016 21:33:18

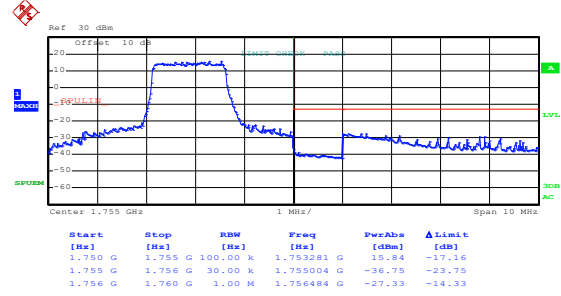
Highest channel

Test Mode: LTE band 4(QPSKRB Size 8 & RB Offset 0)



Date: 4.JUL.2016 21:31:14

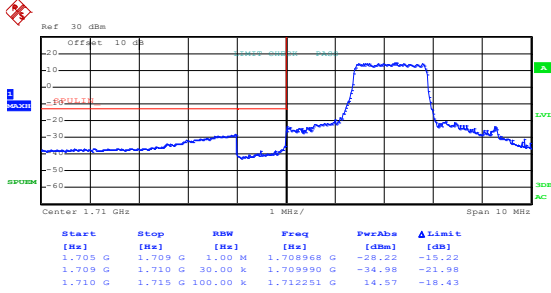
Lowest channel



Date: 4.JUL.2016 21:33:42

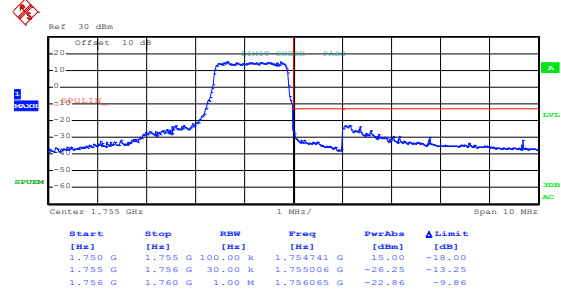
Highest channel

Test Mode: LTE band 4(QPSK RB Size 8 & RB Offset 7)



Date: 4.JUL.2016 21:31:38

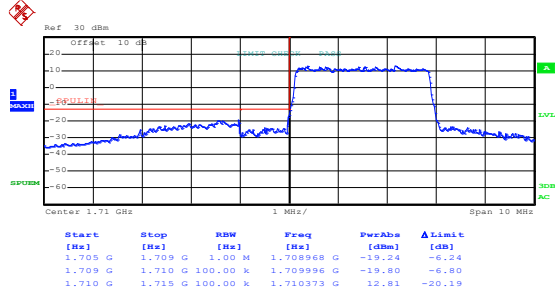
Lowest channel



Date: 4.JUL.2016 21:34:09

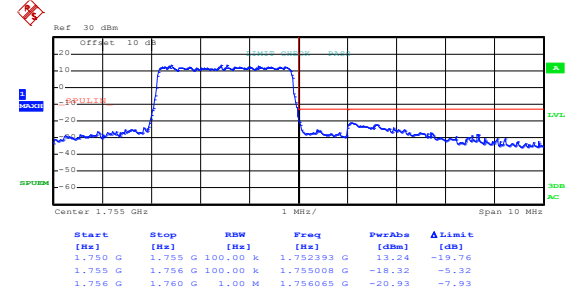
Highest channel

Test Mode: LTE band 4(QPSK RB Size 15 & RB Offset 0)



Date: 4.JUL.2016 21:32:17

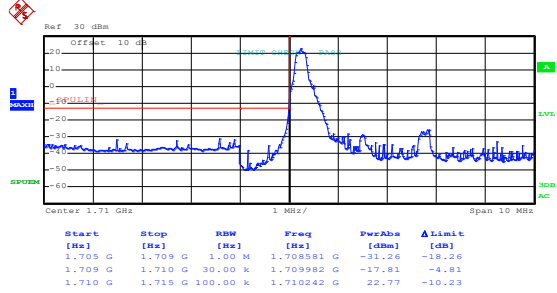
Lowest channel



Date: 4.JUL.2016 21:34:38

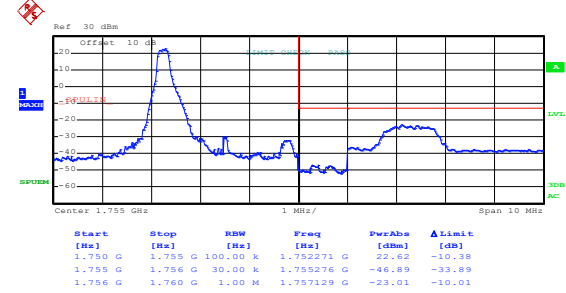
Highest channel

Test Mode: LTE band 4(16QAMRB Size 1 & RB Offset 0)



Date: 4.JUL.2016 21:30:21

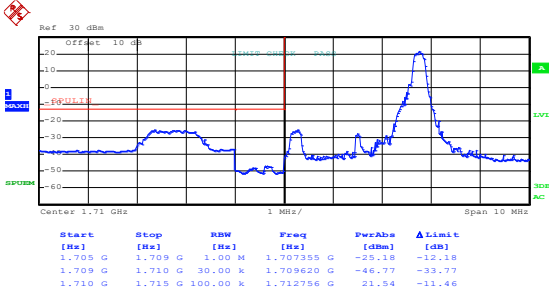
Lowest channel



Date: 4.JUL.2016 21:33:05

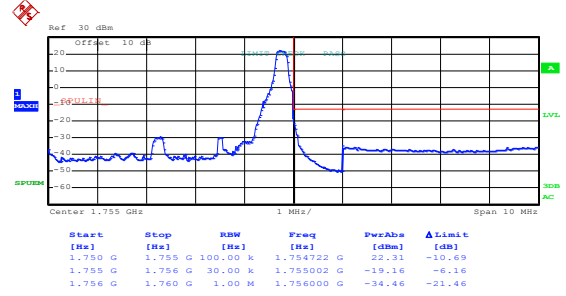
Highest channel

Test Mode: LTE band 4(16QAMRB Size 1 & RB Offset 14)



Date: 4.JUL.2016 21:30:55

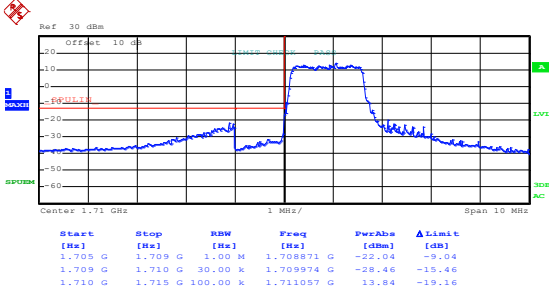
Lowest channel



Date: 4.JUL.2016 21:33:28

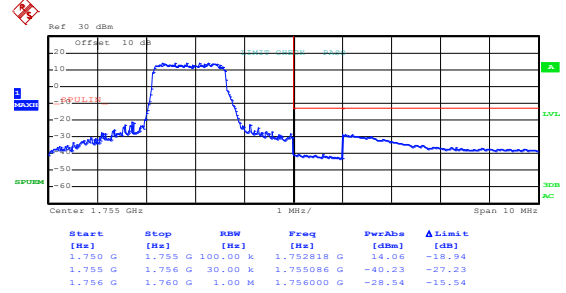
Highest channel

Test Mode: LTE band 4(16QAMRB Size 8 & RB Offset 0)



Date: 4.JUL.2016 21:31:24

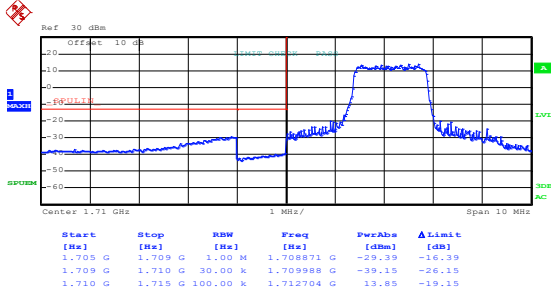
Lowest channel



Date: 4.JUL.2016 21:33:55

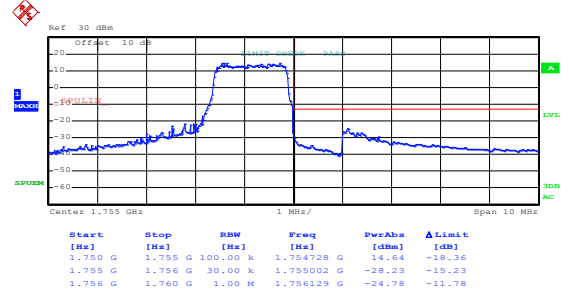
Highest channel

Test Mode: LTE band 4(16QAMRB Size 8 & RB Offset 7)



Date: 4.JUL.2016 21:31:51

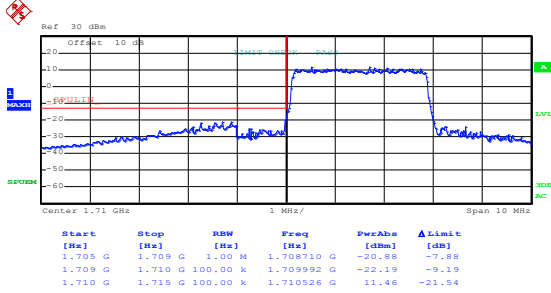
Lowest channel



Date: 4.JUL.2016 21:34:20

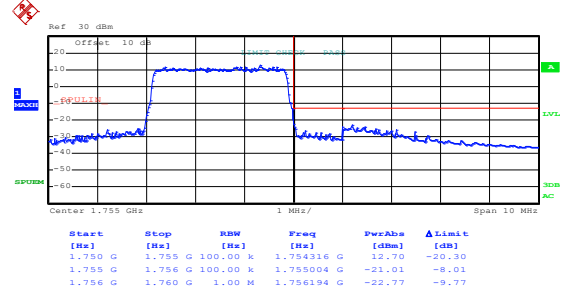
Highest channel

Test Mode: LTE band 4(16QAMRB Size 15 & RB Offset 0)



Date: 4.JUL.2016 21:32:24

Lowest channel

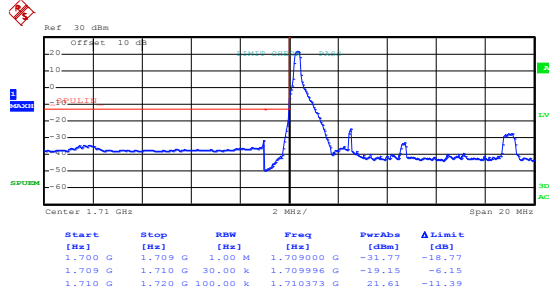


Date: 4.JUL.2016 21:34:47

Highest channel

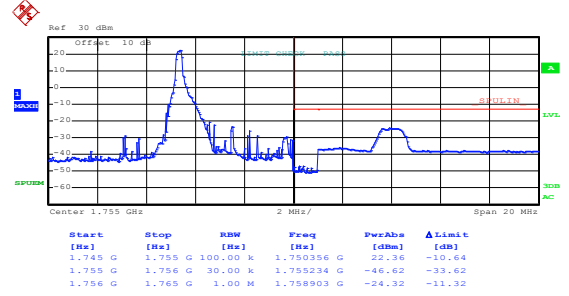
5MHz:

Test Mode: LTE band 4(QPSKRB Size 1 & RB Offset 0)



Date: 4.JUL.2016 21:35:51

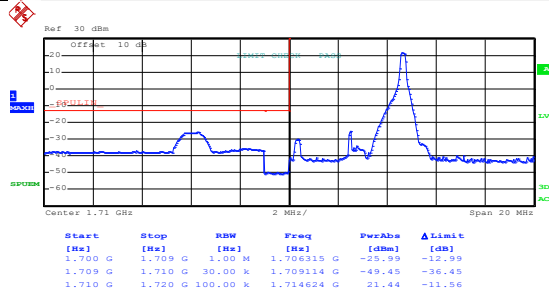
Lowest channel



Date: 4.JUL.2016 21:38:25

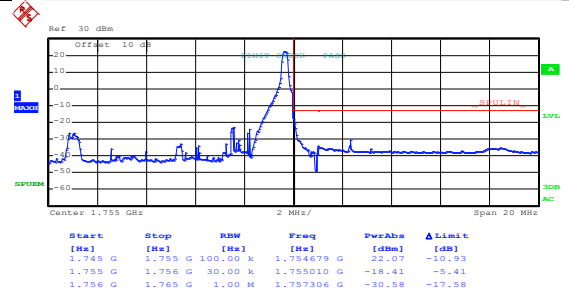
Highest channel

Test Mode: LTE band 4(QPSKRB Size 1 & RB Offset 24)



Date: 4.JUL.2016 21:36:14

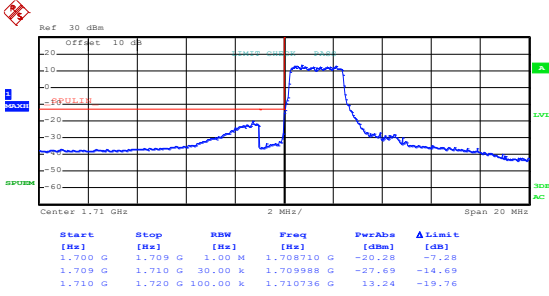
Lowest channel



Date: 4.JUL.2016 21:38:47

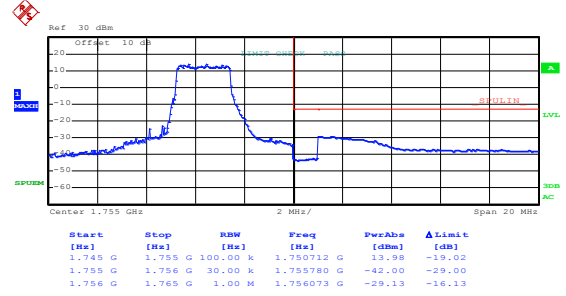
Highest channel

Test Mode: LTE band 4(QPSKRB Size 12 & RB Offset 0)



Date: 4.JUL.2016 21:36:40

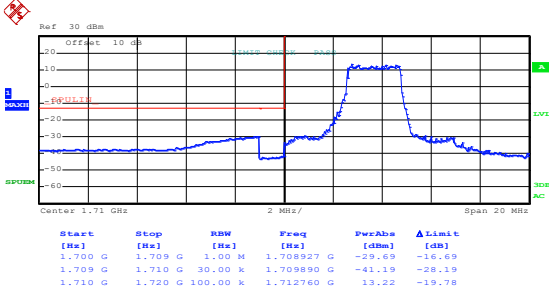
Lowest channel



Date: 4.JUL.2016 21:39:13

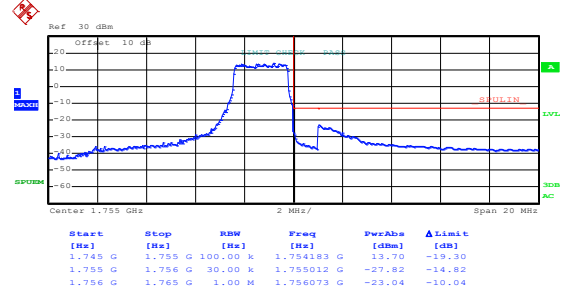
Highest channel

Test Mode: LTE band 4(QPSKRB Size 12 & RB Offset 11)



Date: 4.JUL.2016 21:37:04

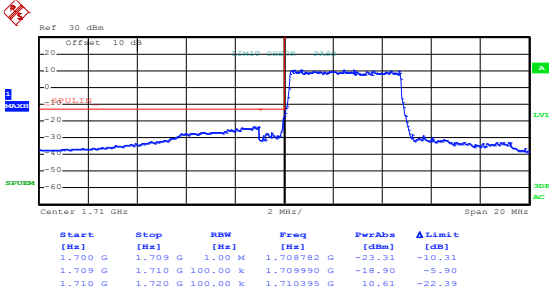
Lowest channel



Date: 4.JUL.2016 21:39:39

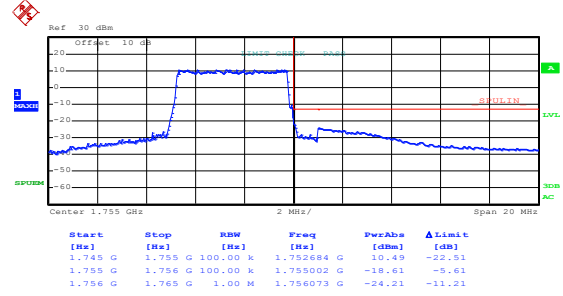
Highest channel

Test Mode: LTE band 4(QPSKRB Size 25 & RB Offset 0)



Date: 4.JUL.2016 21:37:34

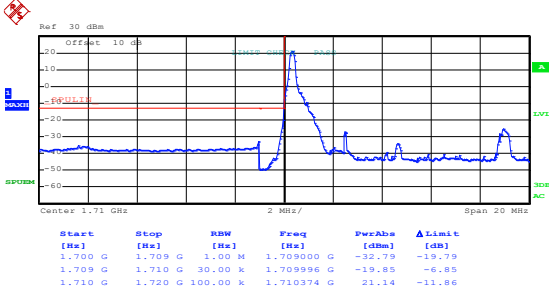
Lowest channel



Date: 4.JUL.2016 21:40:07

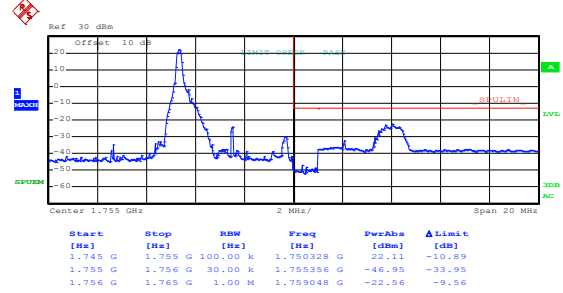
Highest channel

Test Mode: LTE band 4(16QAMRB Size 1 & RB Offset 0)



Date: 4.JUL.2016 21:36:00

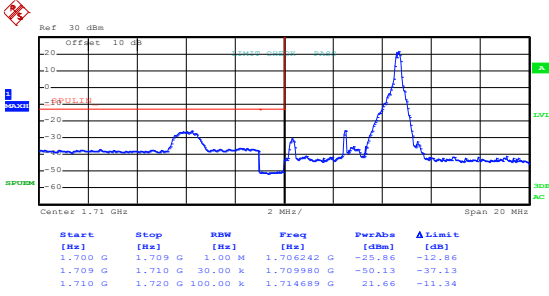
Lowest channel



Date: 4.JUL.2016 21:38:34

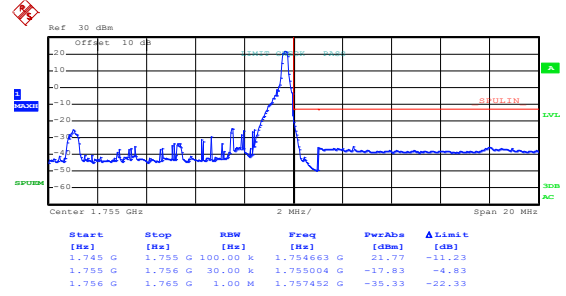
Highest channel

Test Mode: LTE band 4(16QAMRB Size 1 & RB Offset 24)



Date: 4.JUL.2016 21:36:25

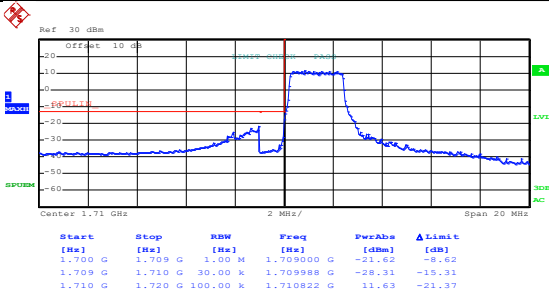
Lowest channel



Date: 4.JUL.2016 21:38:57

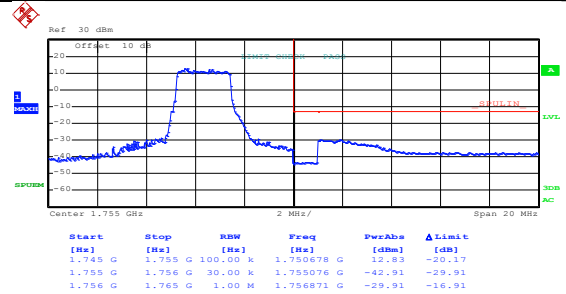
Highest channel

Test Mode: LTE band 4(16QAMRB Size 12 & RB Offset 0)



Date: 4.JUL.2016 21:36:50

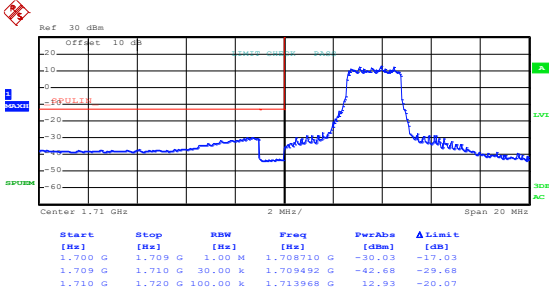
Lowest channel



Date: 4.JUL.2016 21:39:23

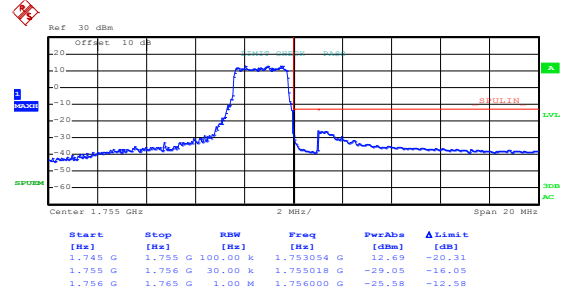
Highest channel

Test Mode: LTE band 4(16QAMRB Size 12 & RB Offset 11)



Date: 4.JUL.2016 21:37:14

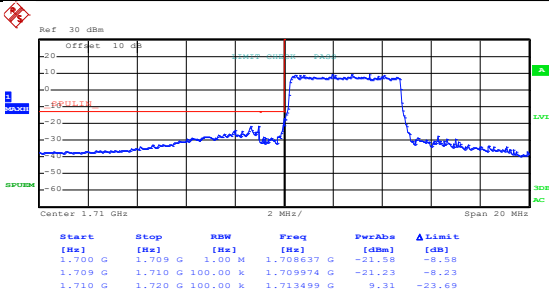
Lowest channel



Date: 4.JUL.2016 21:39:50

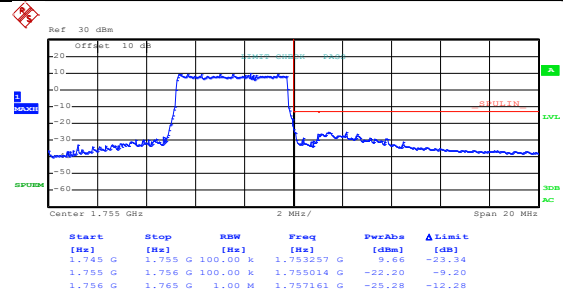
Highest channel

Test Mode: LTE band 4(16QAMRB Size 25 & RB Offset 0)



Date: 4.JUL.2016 21:37:43

Lowest channel

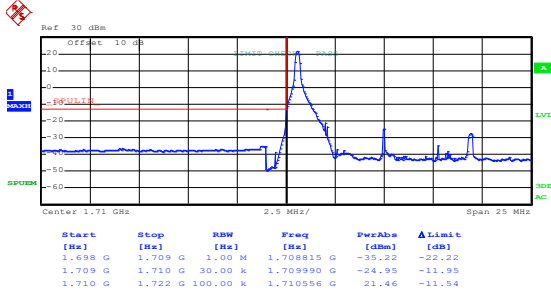


Date: 4.JUL.2016 21:40:15

Highest channel

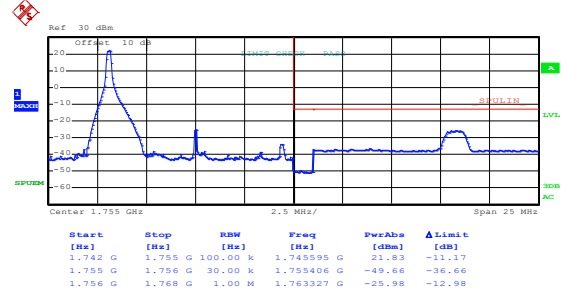
10MHz:

Test Mode: LTE band 4(QPSKRB Size 1 & RB Offset 0)



Date: 4.JUL.2016 21:41:16

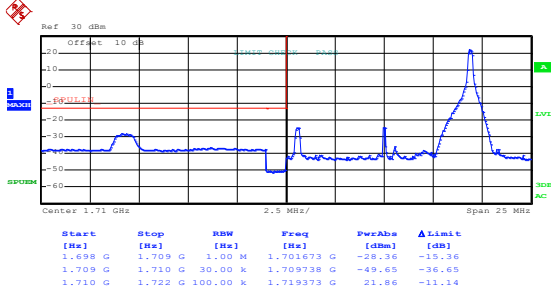
Lowest channel



Date: 4.JUL.2016 21:43:58

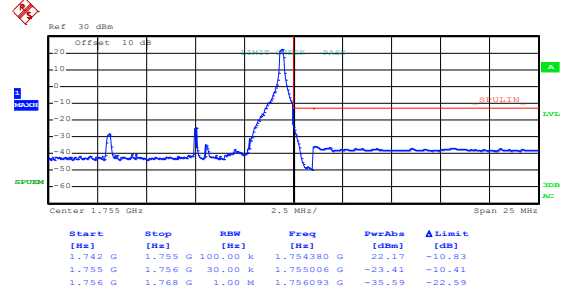
Highest channel

Test Mode: LTE band 4(QPSKRB Size 1 & RB Offset 49)



Date: 4.JUL.2016 21:41:49

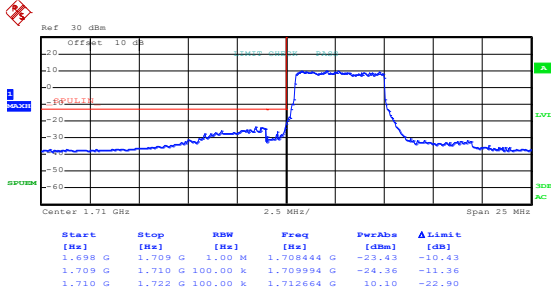
Lowest channel



Date: 4.JUL.2016 21:44:20

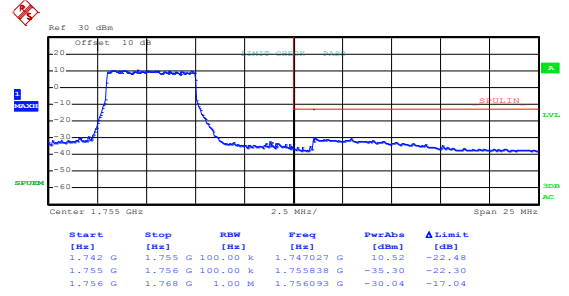
Highest channel

Test Mode: LTE band 4(QPSKRB Size 25 & RB Offset 0)



Date: 4.JUL.2016 21:42:21

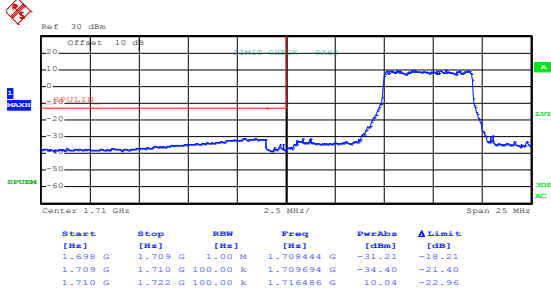
Lowest channel



Date: 4.JUL.2016 21:44:55

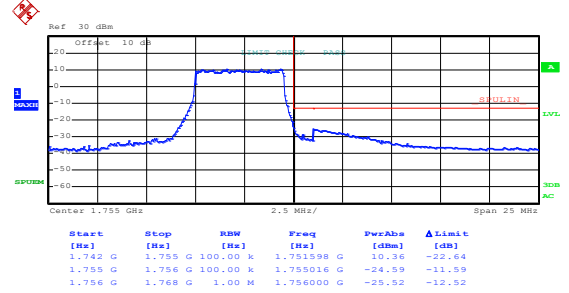
Highest channel

Test Mode: LTE band 4(QPSKRB Size 25 & RB Offset 24)



Date: 4.JUL.2016 21:42:45

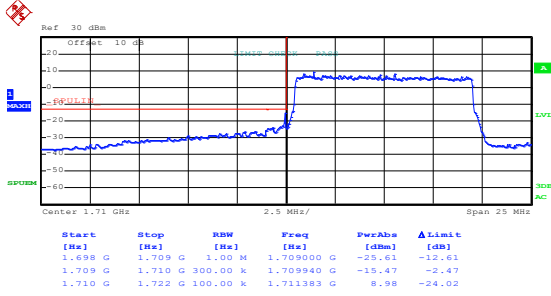
Lowest channel



Date: 4.JUL.2016 21:45:18

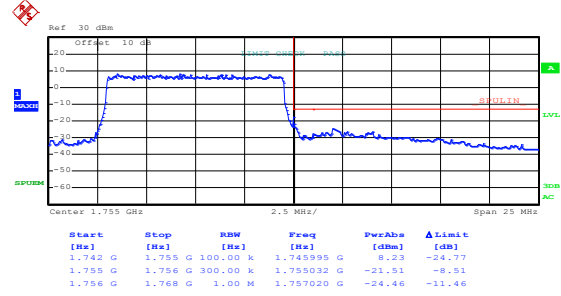
Highest channel

Test Mode: LTE band 4(QPSKRB Size 50 & RB Offset 0)



Date: 4.JUL.2016 21:43:14

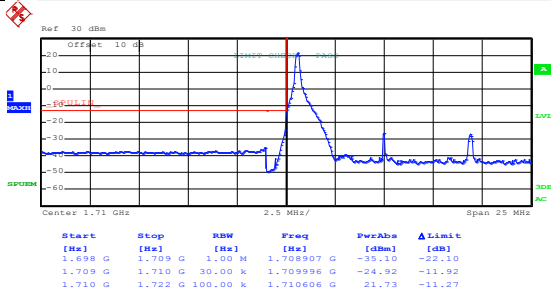
Lowest channel



Date: 4.JUL.2016 21:46:07

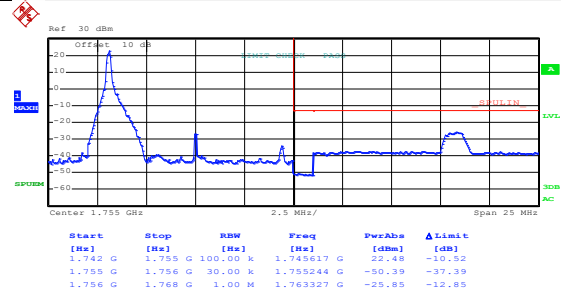
Highest channel

Test Mode: LTE band 4(16QAMRB Size 1 & RB Offset 0)



Date: 4.JUL.2016 21:41:34

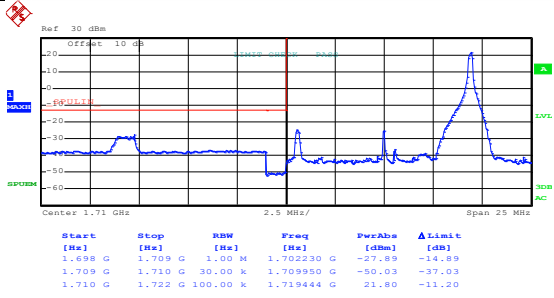
Lowest channel



Date: 4.JUL.2016 21:44:07

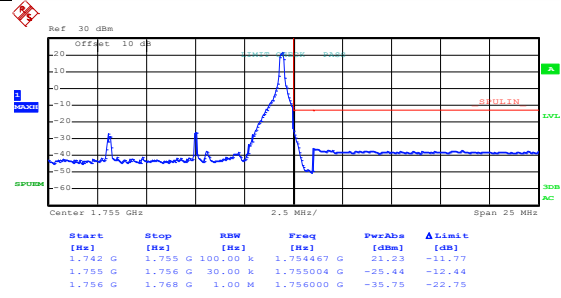
Highest channel

Test Mode: LTE band 4(16QAMRB Size 1 & RB Offset 49)



Date: 4.JUL.2016 21:42:00

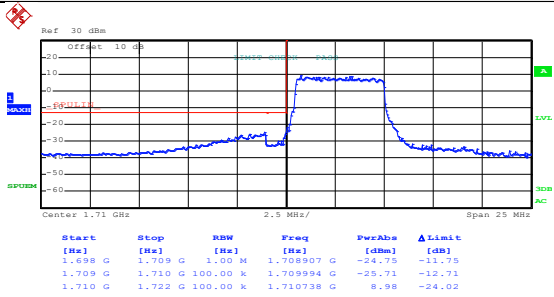
Lowest channel



Date: 4.JUL.2016 21:44:31

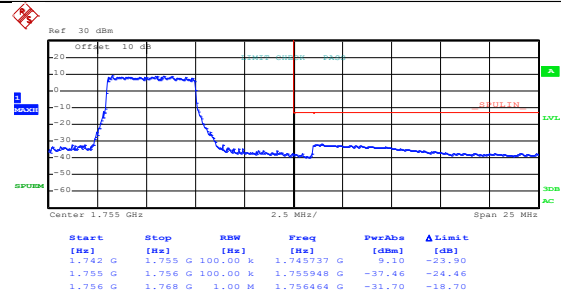
Highest channel

Test Mode: LTE band 4(16QAMRB Size 25 & RB Offset 0)



Date: 4.JUL.2016 21:42:31

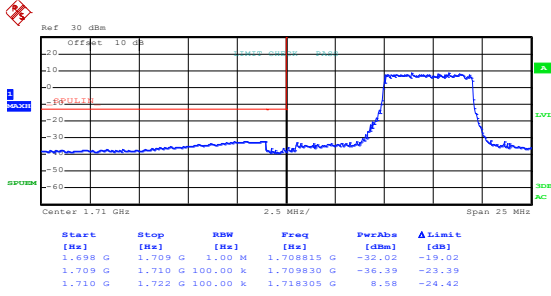
Lowest channel



Date: 4.JUL.2016 21:45:04

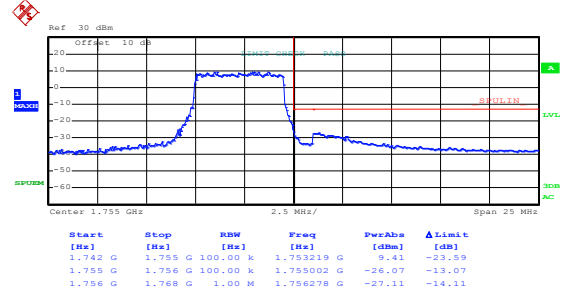
Highest channel

Test Mode: LTE band 4(16QAMRB Size 25 & RB Offset 24)



Date: 4.JUL.2016 21:42:56

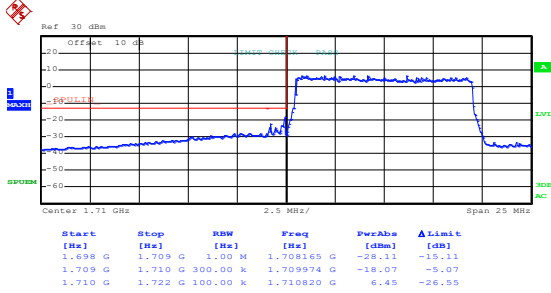
Lowest channel



Date: 4.JUL.2016 21:45:28

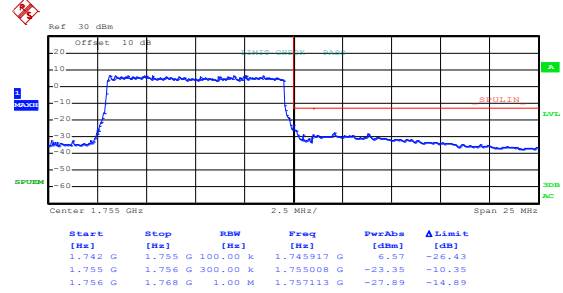
Highest channel

Test Mode: LTE band 4(16QAMRB Size 50 & RB Offset 0)



Date: 4.JUL.2016 21:43:23

Lowest channel

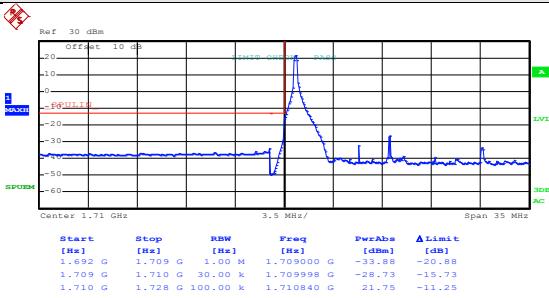


Date: 4.JUL.2016 21:46:16

Highest channel

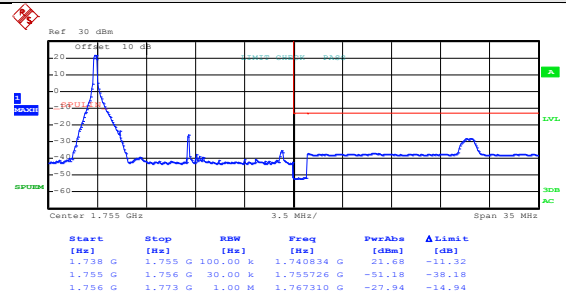
15MHz:

Test Mode: LTE band 4(QPSKRB Size 1 & RB Offset 0)



Date: 4.JUL.2016 21:47:17

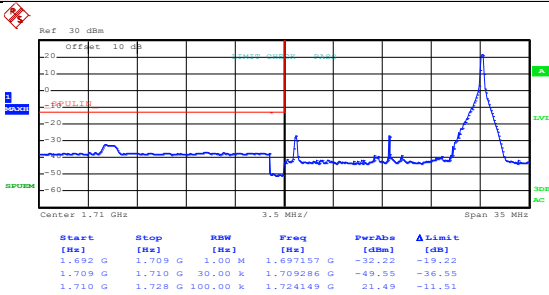
Lowest channel



Date: 4.JUL.2016 21:50:54

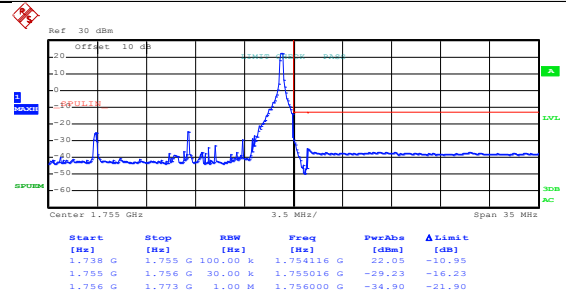
Highest channel

Test Mode: LTE band 4(QPSKRB Size 1 & RB Offset 74)



Date: 4.JUL.2016 21:47:45

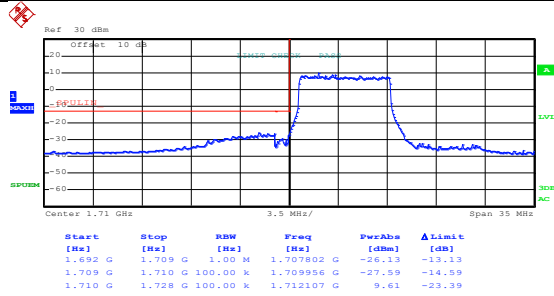
Lowest channel



Date: 4.JUL.2016 21:51:31

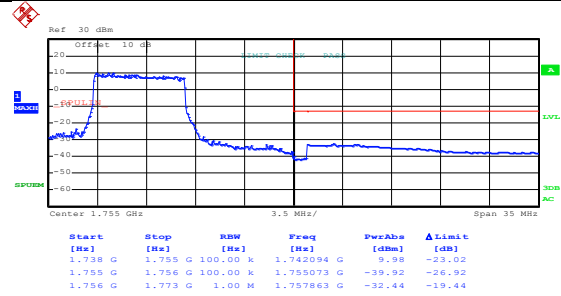
Highest channel

Test Mode: LTE band 4(QPSKRB Size 36 & RB Offset 0)



Date: 4.JUL.2016 21:48:19

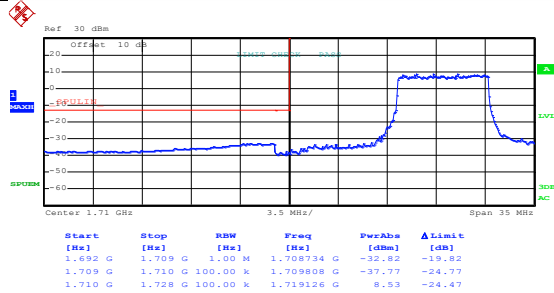
Lowest channel



Date: 4.JUL.2016 21:52:42

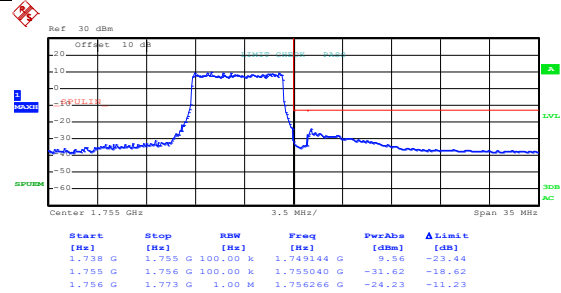
Highest channel

Test Mode: LTE band 4(QPSKRB Size 36 & RB Offset 37)



Date: 4.JUL.2016 21:48:55

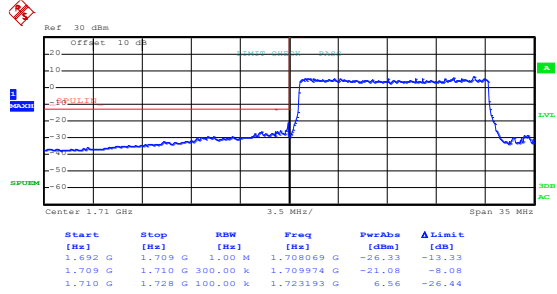
Lowest channel



Date: 4.JUL.2016 21:53:06

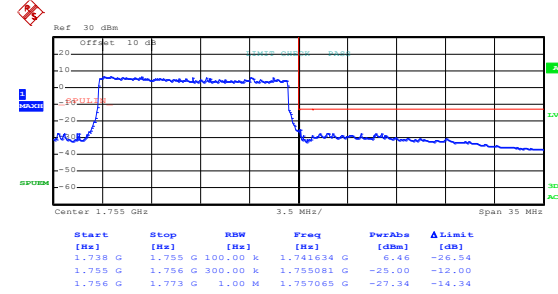
Highest channel

Test Mode: LTE band 4(QPSKRB Size 75 & RB Offset 0)



Date: 4.JUL.2016 21:49:26

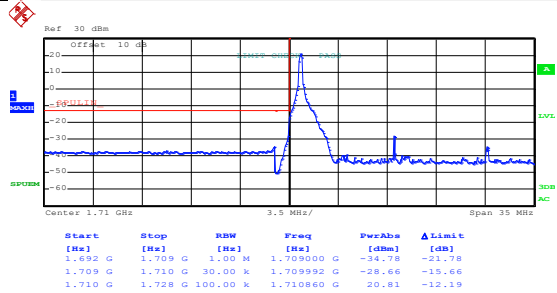
Lowest channel



Date: 4.JUL.2016 21:53:41

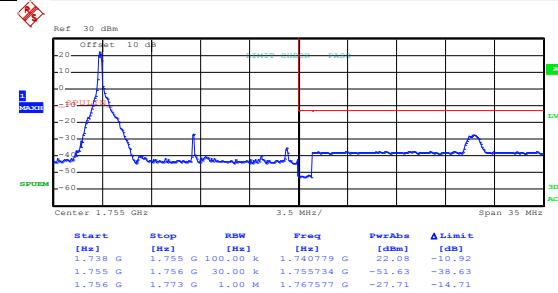
Highest channel

Test Mode: LTE band 4(16QAMRB Size 1 & RB Offset 0)



Date: 4.JUL.2016 21:47:30

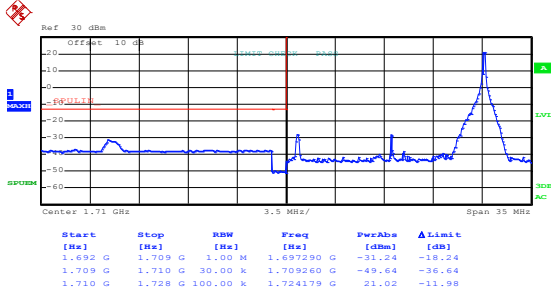
Lowest channel



Date: 4.JUL.2016 21:51:06

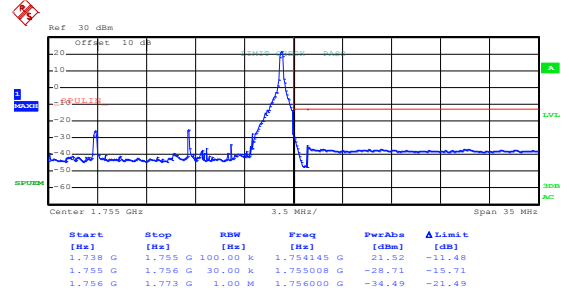
Highest channel

Test Mode: LTE band 4(16QAMRB Size 1 & RB Offset 74)



Date: 4.JUL.2016 21:47:58

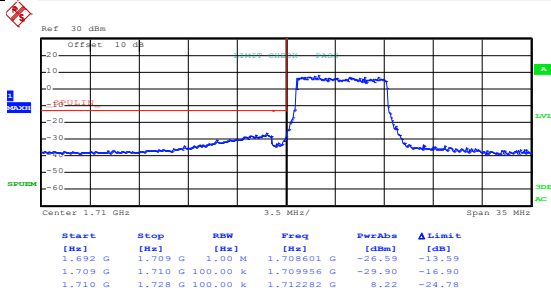
Lowest channel



Date: 4.JUL.2016 21:51:44

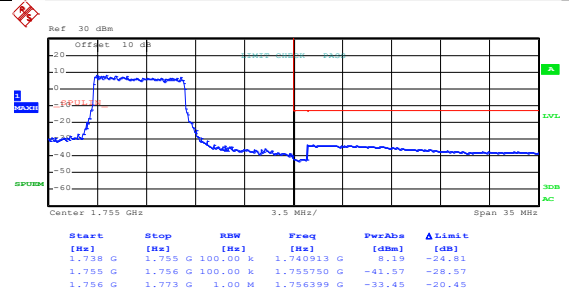
Highest channel

Test Mode: LTE band 4(16QAMRB Size 36 & RB Offset 0)



Date: 4.JUL.2016 21:48:33

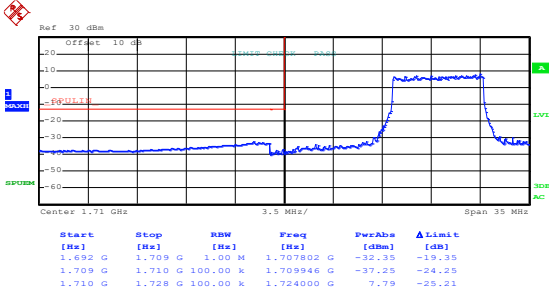
Lowest channel



Date: 4.JUL.2016 21:52:53

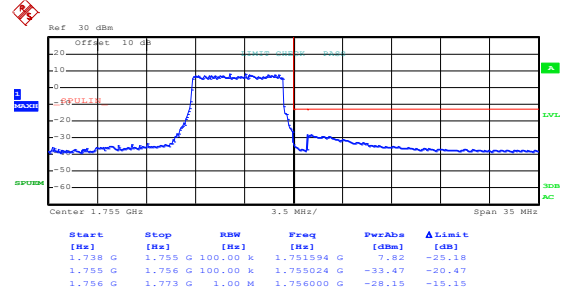
Highest channel

Test Mode: LTE band 4(16QAMRB Size 36 & RB Offset 37)



Date: 4.JUL.2016 21:49:07

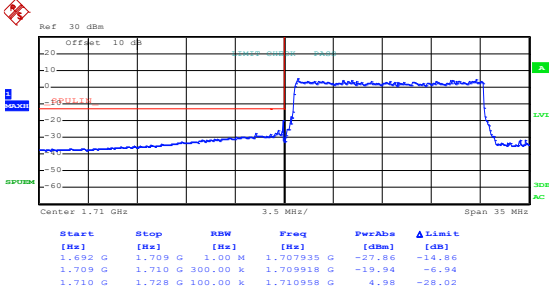
Lowest channel



Date: 4.JUL.2016 21:53:20

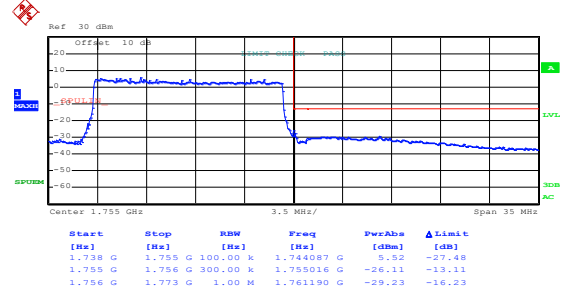
Highest channel

Test Mode: LTE band 4(16QAMRB Size 75 & RB Offset 0)



Date: 4.JUL.2016 21:49:37

Lowest channel

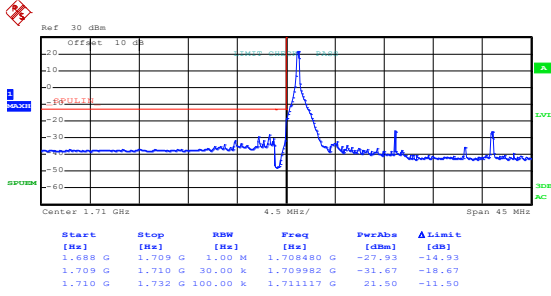


Date: 4.JUL.2016 21:53:51

Highest channel

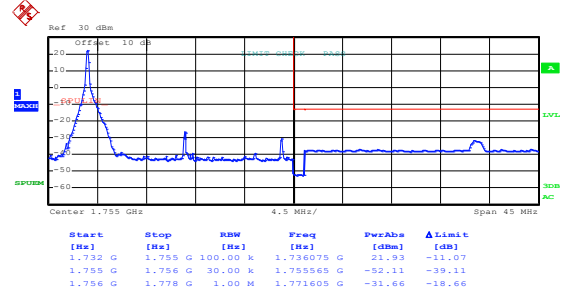
20MHz:

Test Mode: LTE band 4(QPSKRB Size 1 & RB Offset 0)



Date: 4.JUL.2016 21:55:36

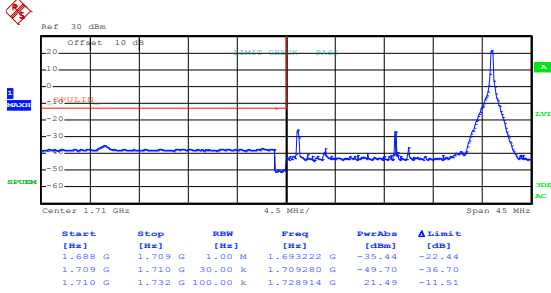
Lowest channel



Date: 4.JUL.2016 21:58:44

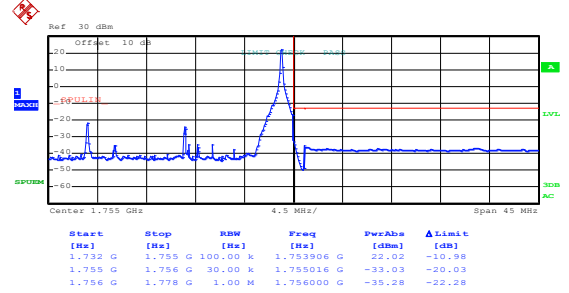
Highest channel

Test Mode: LTE band 4(QPSKRB Size 1 & RB Offset 99)



Date: 4.JUL.2016 21:56:17

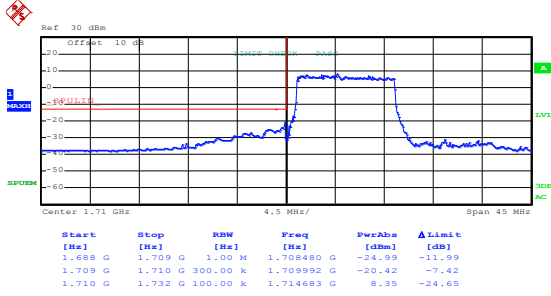
Lowest channel



Date: 4.JUL.2016 21:59:11

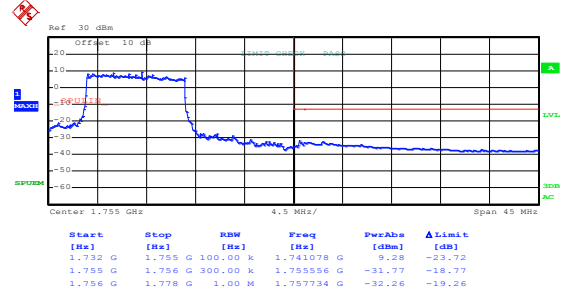
Highest channel

Test Mode: LTE band 4(QPSKRB Size 50 & RB Offset 0)



Date: 4.JUL.2016 21:56:56

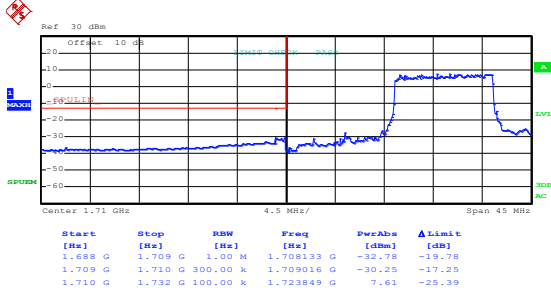
Lowest channel



Date: 4.JUL.2016 21:59:53

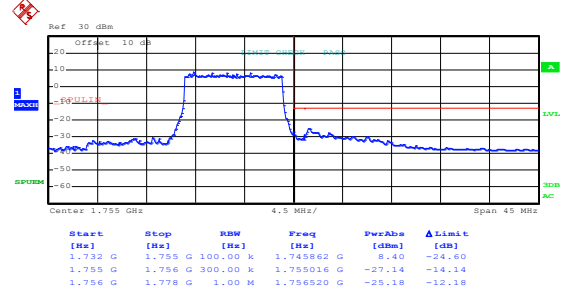
Highest channel

Test Mode: LTE band 4(QPSKRB Size 50 & RB Offset 49)



Date: 4.JUL.2016 21:57:26

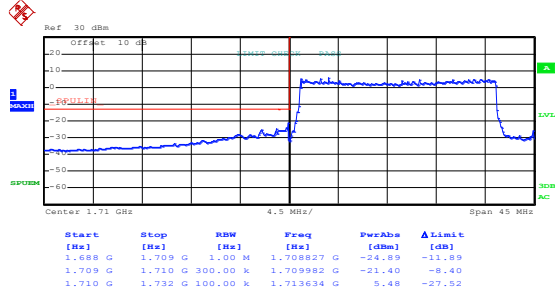
Lowest channel



Date: 4.JUL.2016 22:00:22

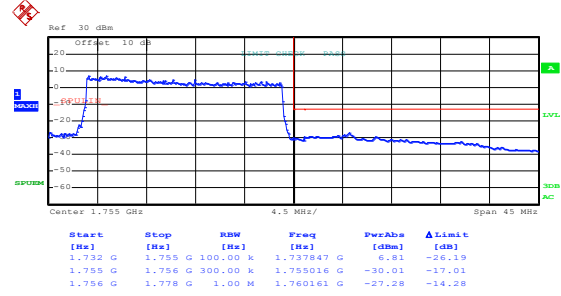
Highest channel

Test Mode: LTE band 4(QPSKRB Size 100 & RB Offset 0)



Date: 4.JUL.2016 21:57:53

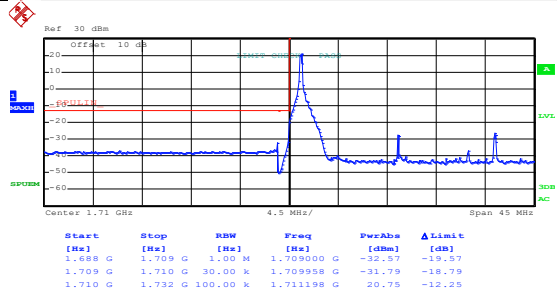
Lowest channel



Date: 4.JUL.2016 22:00:55

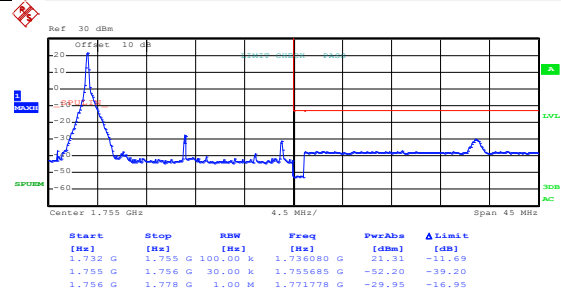
Highest channel

Test Mode: LTE band 4(16QAMRB Size 1 & RB Offset 0)



Date: 4.JUL.2016 21:55:48

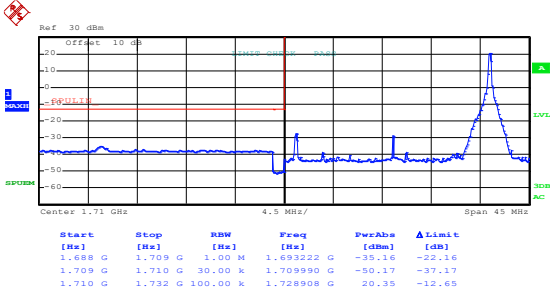
Lowest channel



Date: 4.JUL.2016 21:58:57

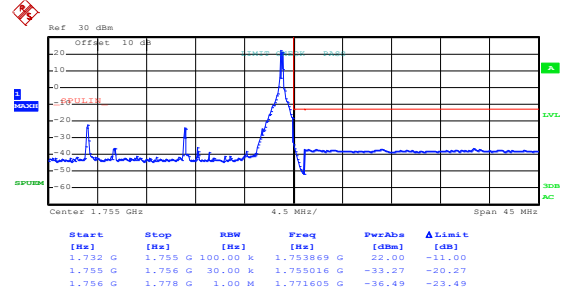
Highest channel

Test Mode: LTE band 4(16QAMRB Size 1 & RB Offset 99)



Date: 4.JUL.2016 21:56:30

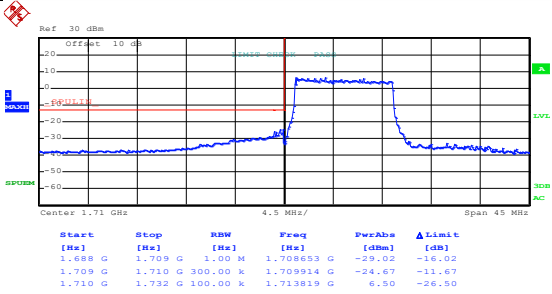
Lowest channel



Date: 4.JUL.2016 21:59:24

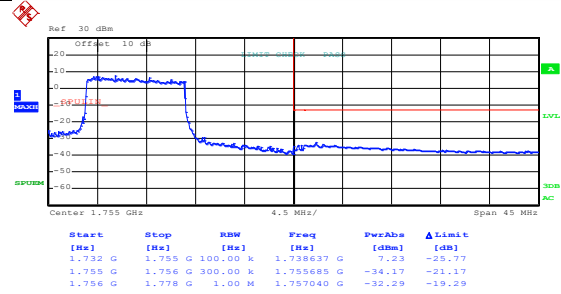
Highest channel

Test Mode: LTE band 4(16QAMRB Size 50 & RB Offset 0)



Date: 4.JUL.2016 21:57:08

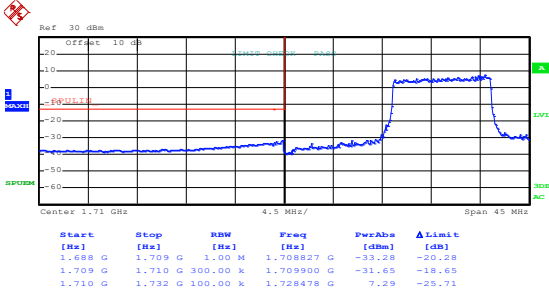
Lowest channel



Date: 4.JUL.2016 22:00:05

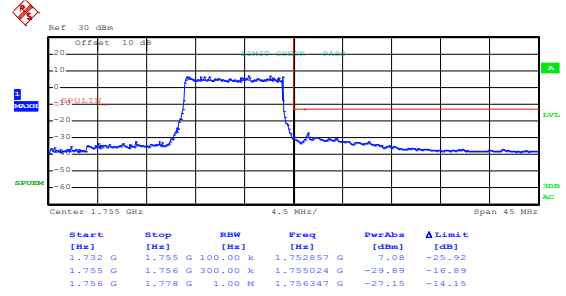
Highest channel

Test Mode: LTE band 4(16QAMRB Size 50 & RB Offset 49)



Date: 4.JUL.2016 21:57:38

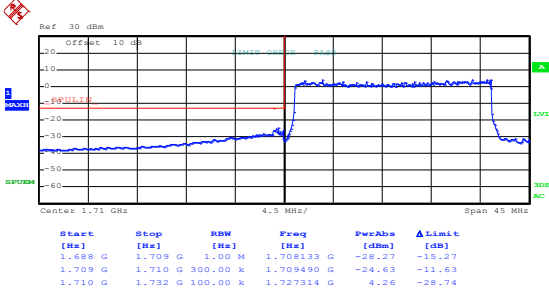
Lowest channel



Date: 4.JUL.2016 22:00:38

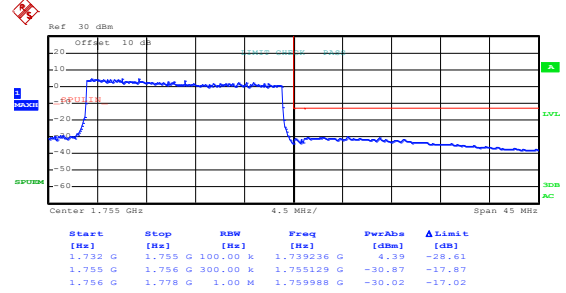
Highest channel

Test Mode: LTE band 4(16QAMRB Size 100 & RB Offset 0)



Date: 4.JUL.2016 21:58:03

Lowest channel



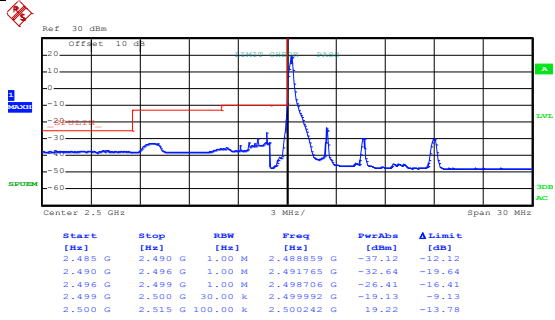
Date: 4.JUL.2016 22:01:05

Highest channel

LTE band 7 part:

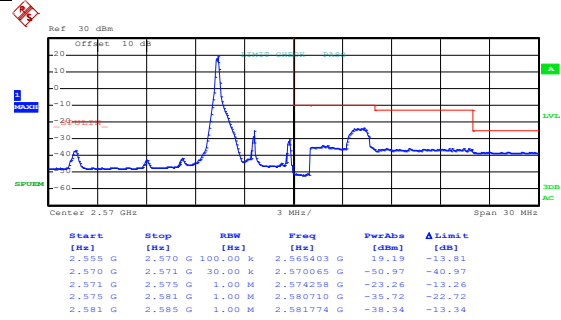
5MHz:

Test Mode: LTE band 7(QPSK RB Size 1 & RB Offset 0)



Date: 4.JUL.2016 22:11:56

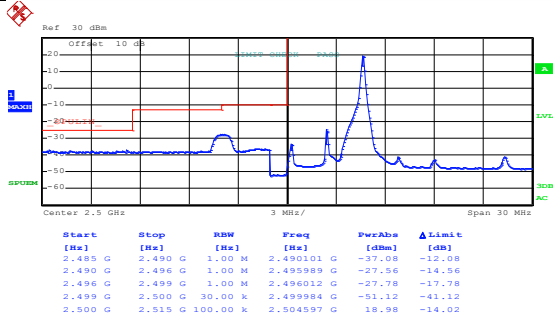
Lowest channel



Date: 4.JUL.2016 22:16:03

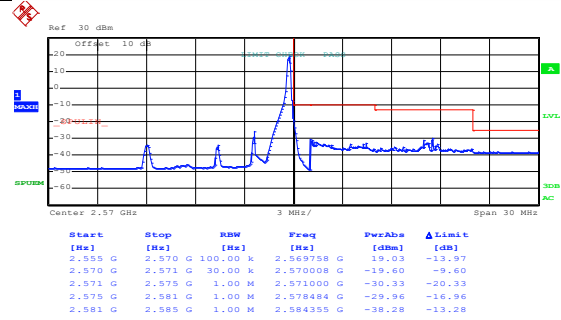
Highest channel

Test Mode: LTE band 7(QPSK RB Size 1 & RB Offset 24)



Date: 4.JUL.2016 22:12:18

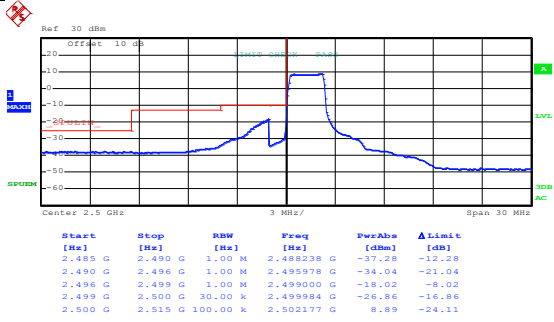
Lowest channel



Date: 4.JUL.2016 22:16:30

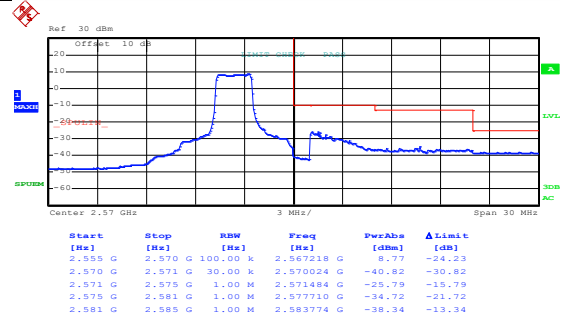
Highest channel

Test Mode: LTE band 7(QPSK RB Size 12 & RB Offset 0)



Date: 4.JUL.2016 22:12:44

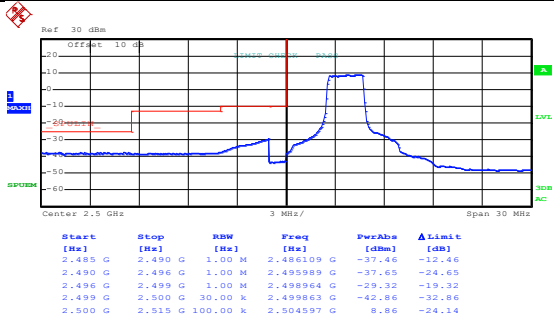
Lowest channel



Date: 4.JUL.2016 22:16:59

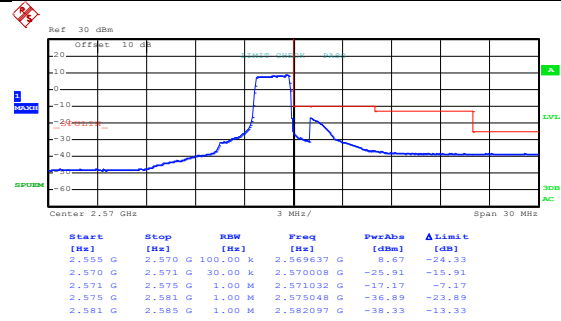
Highest channel

Test Mode: LTE band 7(QPSK RB Size 12 & RB Offset 11)



Date: 4.JUL.2016 22:13:10

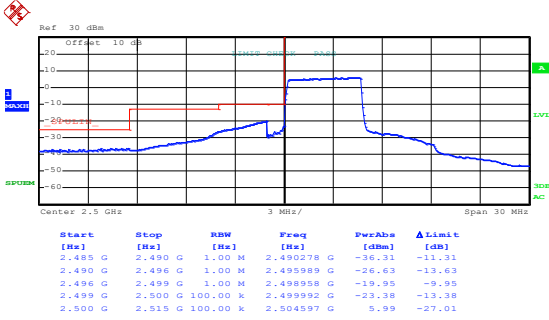
Lowest channel



Date: 4.JUL.2016 22:17:46

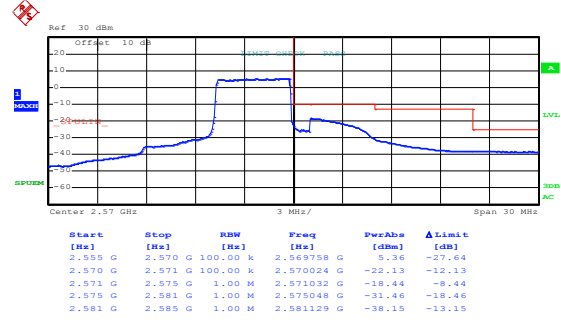
Highest channel

Test Mode: LTE band 7(QPSK RB Size 25 & RB Offset 0)



Date: 4.JUL.2016 22:13:49

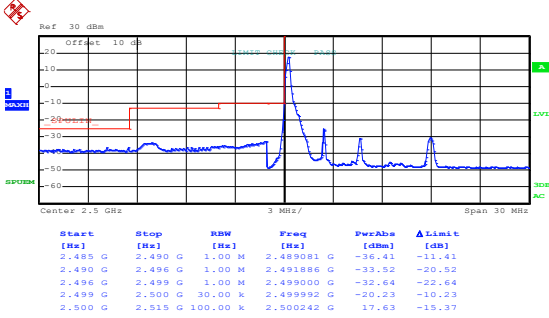
Lowest channel



Date: 4.JUL.2016 22:18:18

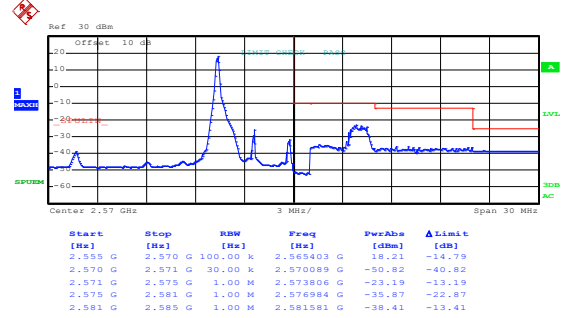
Highest channel

Test Mode: LTE band 7(16QAM RB Size 1 & RB Offset 0)



Date: 4.JUL.2016 22:12:06

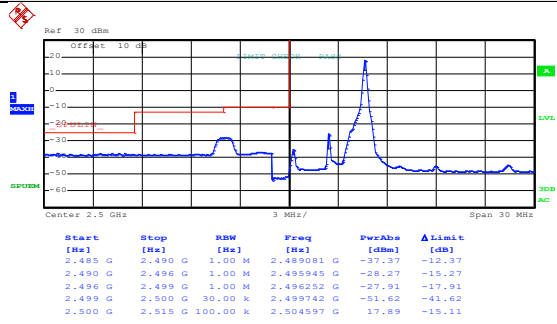
Lowest channel



Date: 4.JUL.2016 22:16:15

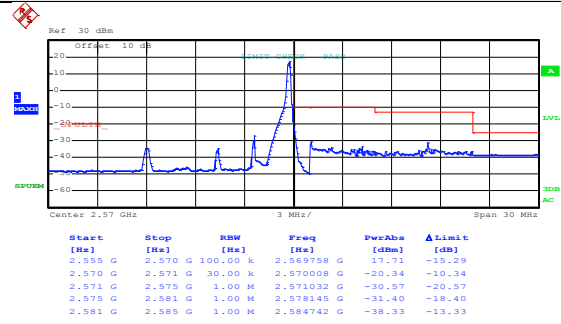
Highest channel

Test Mode: LTE band 7(16QAM RB Size 1 & RB Offset 24)



Date: 4.JUL.2016 22:12:28

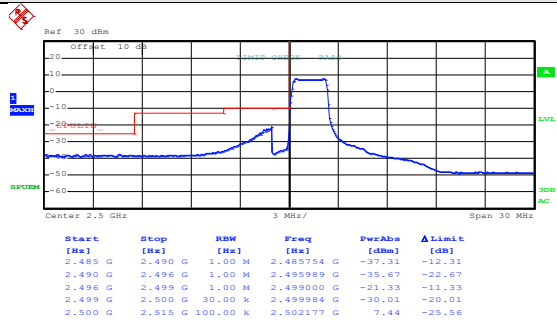
Lowest channel



Date: 4.JUL.2016 22:16:42

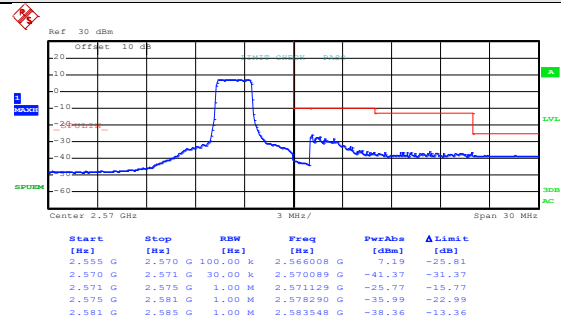
Highest channel

Test Mode: LTE band 7(16QAM RB Size 12 & RB Offset 0)



Date: 4.JUL.2016 22:12:56

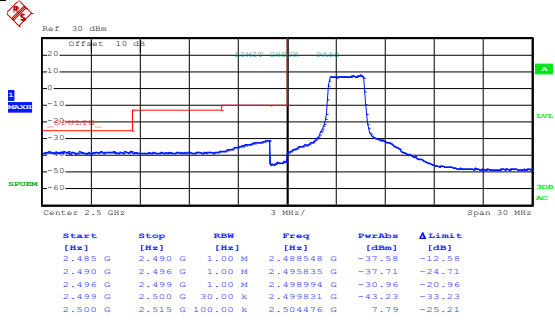
Lowest channel



Date: 4.JUL.2016 22:17:09

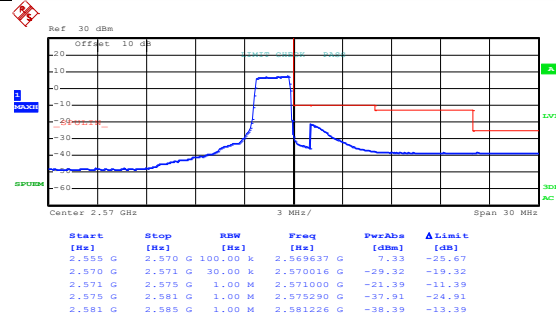
Highest channel

Test Mode: LTE band 7(16QAM RB Size 12 & RB Offset 11)



Date: 4.JUL.2016 22:13:22

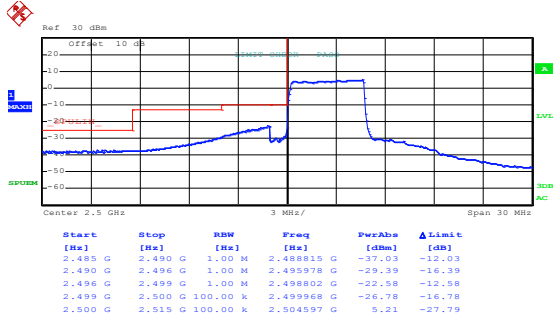
Lowest channel



Date: 4.JUL.2016 22:17:57

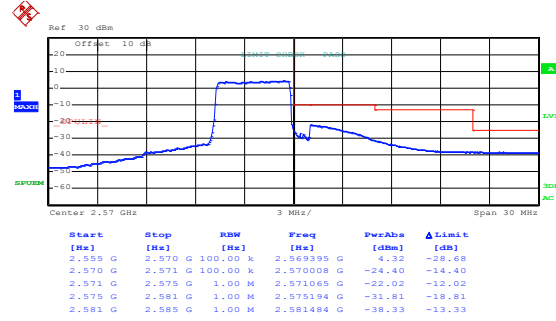
Highest channel

Test Mode: LTE band 7(16QAM RB Size 25 & RB Offset 0)



Date: 4.JUL.2016 22:13:57

Lowest channel

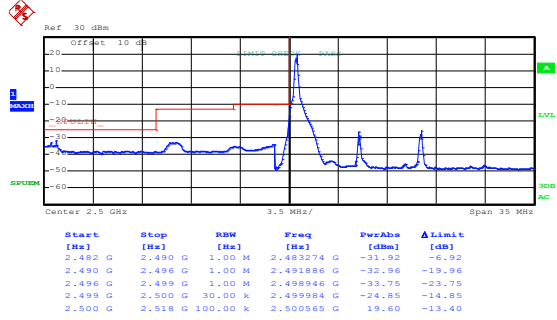


Date: 4.JUL.2016 22:18:26

Highest channel

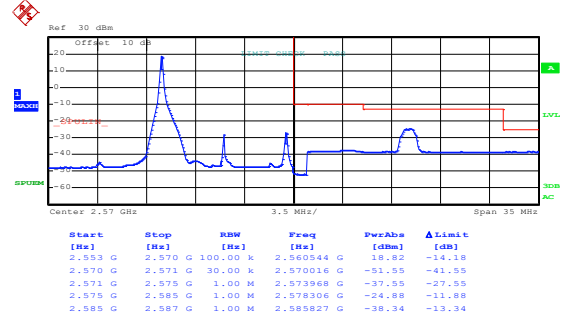
10MHz:

Test Mode: LTE band 7(QPSK RB Size 1 & RB Offset 0)



Date: 4.JUL.2016 22:23:47

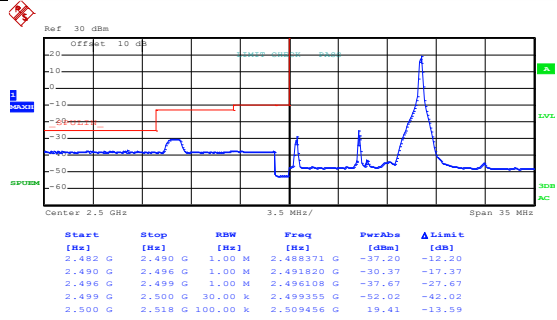
Lowest channel



Date: 4.JUL.2016 22:27:16

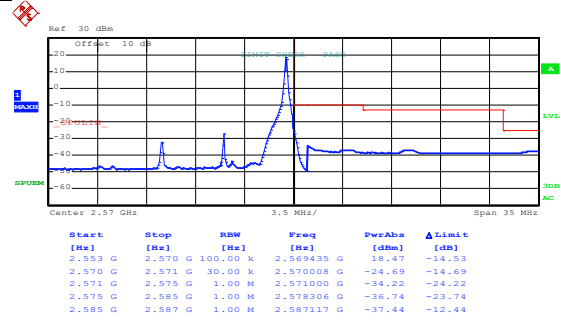
Highest channel

Test Mode: LTE band 7(QPSK RB Size 1 & RB Offset 49)



Date: 4.JUL.2016 22:24:20

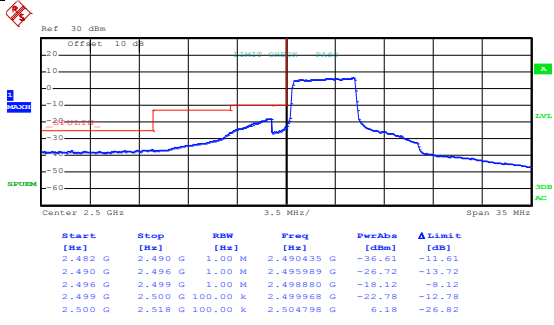
Lowest channel



Date: 4.JUL.2016 22:27:39

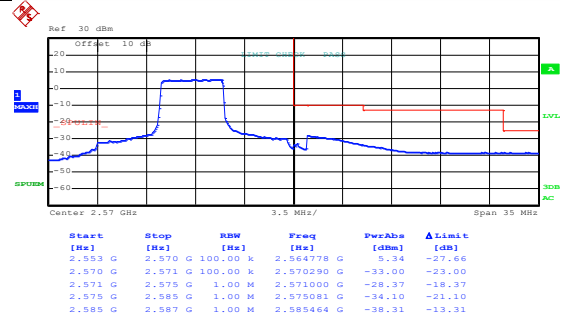
Highest channel

Test Mode: LTE band 7(QPSK RB Size 25 & RB Offset 0)



Date: 4.JUL.2016 22:24:57

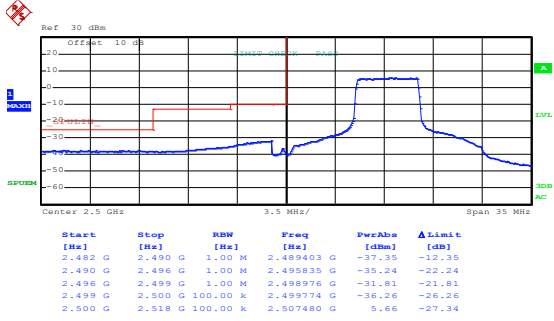
Lowest channel



Date: 4.JUL.2016 22:28:10

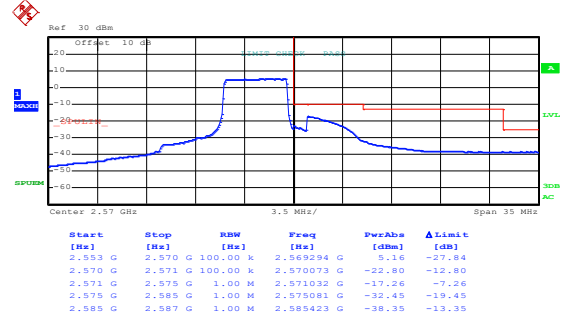
Highest channel

Test Mode: LTE band 7(QPSK RB Size 25 & RB Offset 24)



Date: 4.JUL.2016 22:25:37

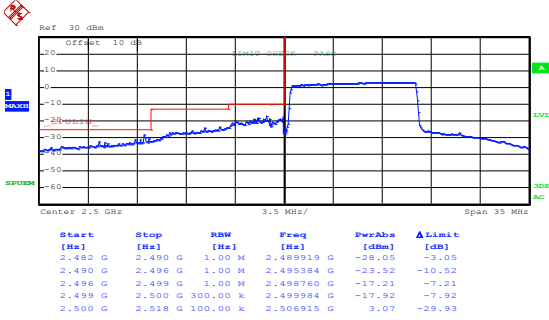
Lowest channel



Date: 4.JUL.2016 22:28:35

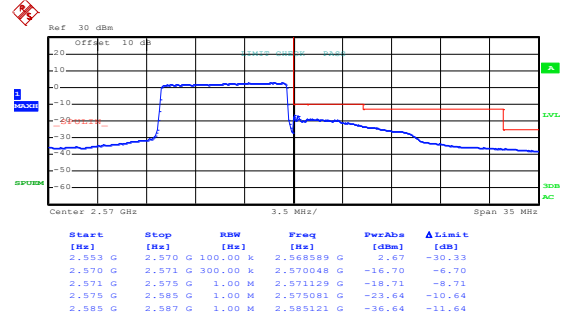
Highest channel

Test Mode: LTE band 7(QPSK RB Size 50 & RB Offset 0)



Date: 4.JUL.2016 22:26:12

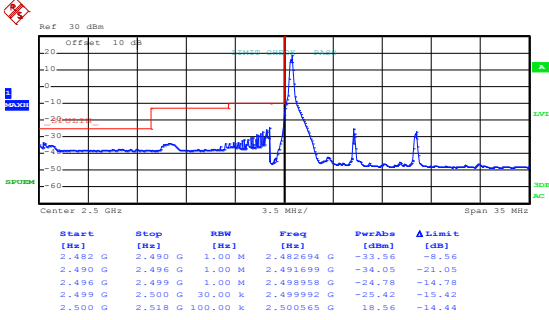
Lowest channel



Date: 4.JUL.2016 22:29:07

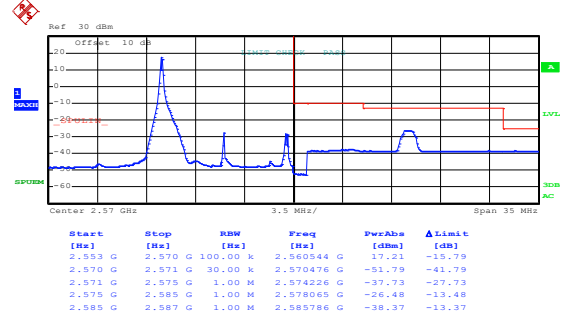
Highest channel

Test Mode: LTE band 7(16QAM RB Size 1 & RB Offset 0)



Date: 4.JUL.2016 22:24:01

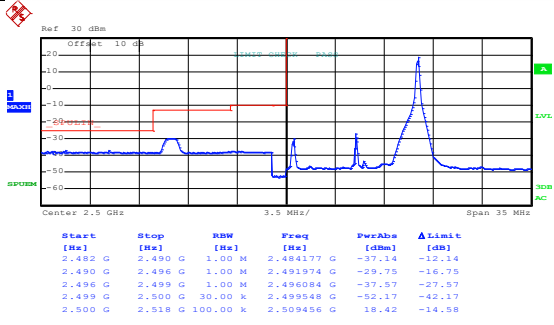
Lowest channel



Date: 4.JUL.2016 22:27:27

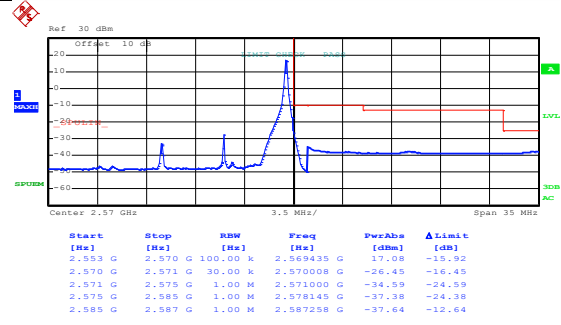
Highest channel

Test Mode: LTE band 7(16QAM RB Size 1 & RB Offset 49)



Date: 4.JUL.2016 22:24:34

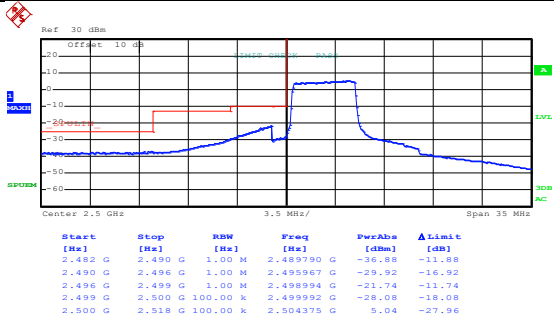
Lowest channel



Date: 4.JUL.2016 22:27:49

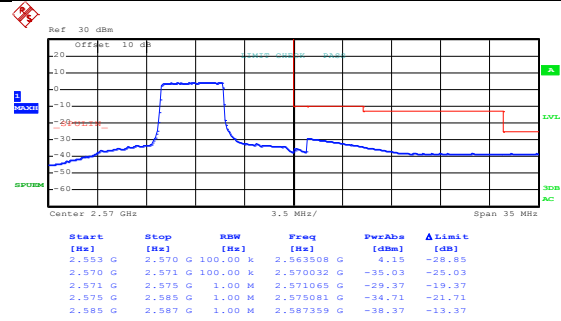
Highest channel

Test Mode: LTE band 7(16QAM RB Size 25 & RB Offset 0)



Date: 4.JUL.2016 22:25:21

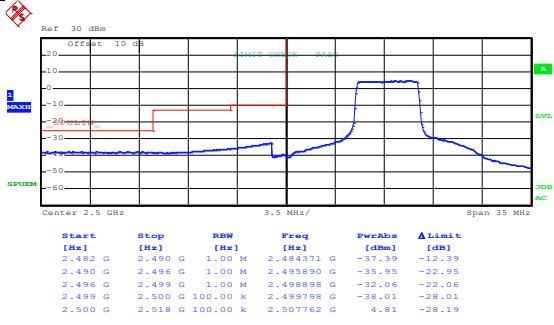
Lowest channel



Date: 4.JUL.2016 22:28:20

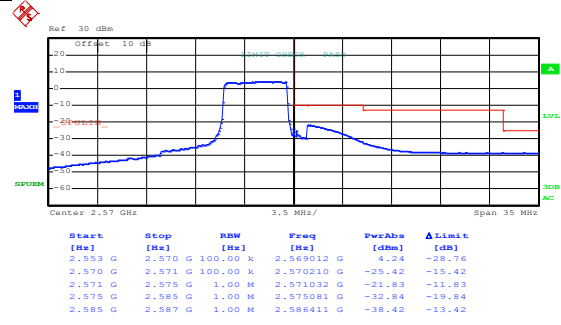
Highest channel

Test Mode: LTE band 7(16QAM RB Size 25 & RB Offset 24)



Date: 4.JUL.2016 22:25:52

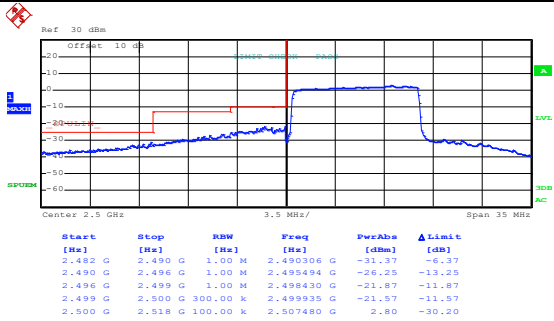
Lowest channel



Date: 4.JUL.2016 22:28:46

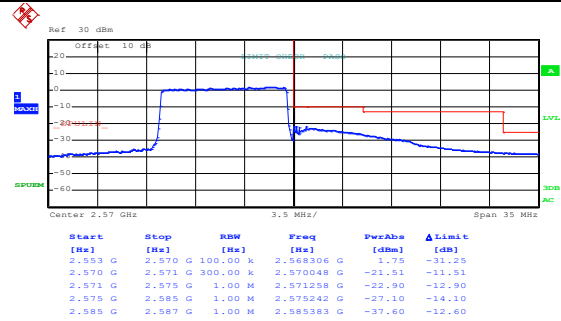
Highest channel

Test Mode: LTE band 7(16QAM RB Size 50 & RB Offset 0)



Date: 4.JUL.2016 22:26:29

Lowest channel

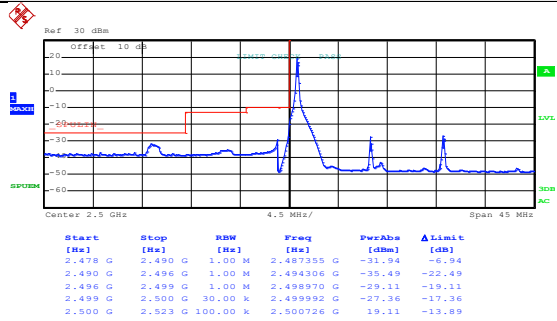


Date: 4.JUL.2016 22:29:15

Highest channel

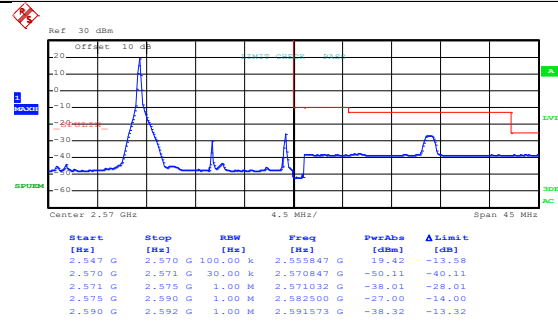
15MHz:

Test Mode: LTE band 7(QPSK RB Size 1 & RB Offset 0)



Date: 4.JUL.2016 22:31:21

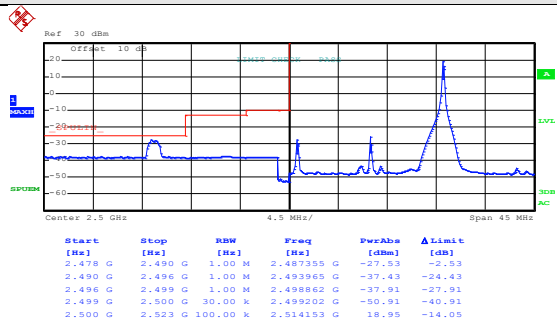
Lowest channel



Date: 4.JUL.2016 22:34:04

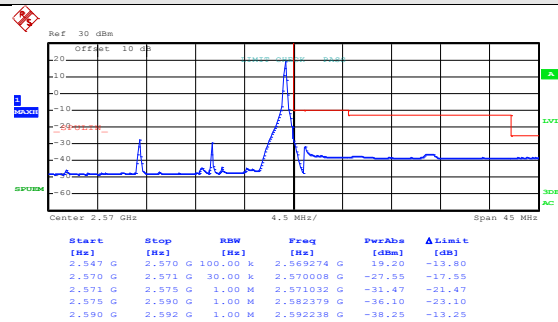
Highest channel

Test Mode: LTE band 7(QPSK RB Size 1 & RB Offset 74)



Date: 4.JUL.2016 22:31:45

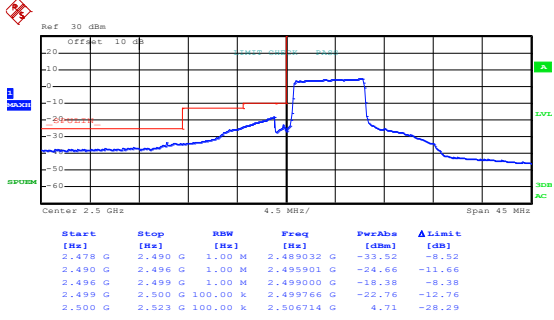
Lowest channel



Date: 4.JUL.2016 22:34:34

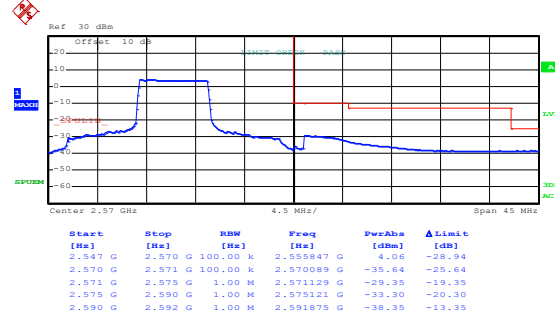
Highest channel

Test Mode: LTE band 7(QPSK RB Size 36 & RB Offset 0)



Date: 4.JUL.2016 22:32:22

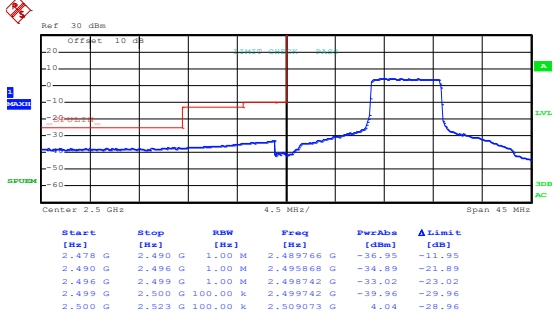
Lowest channel



Date: 4.JUL.2016 22:35:14

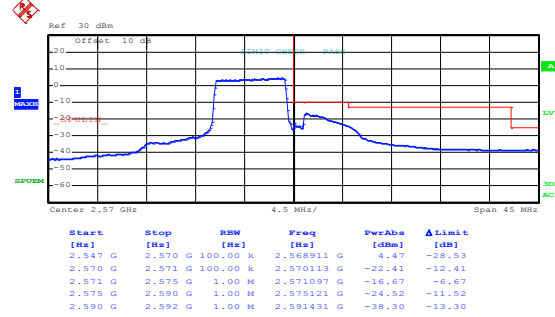
Highest channel

Test Mode: LTE band 7(QPSK RB Size 36 & RB Offset 37)



Date: 4.JUL.2016 22:32:44

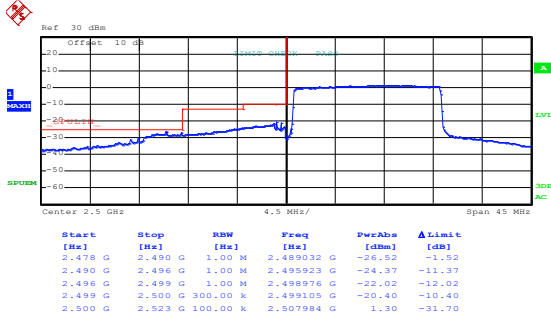
Lowest channel



Date: 4.JUL.2016 22:35:36

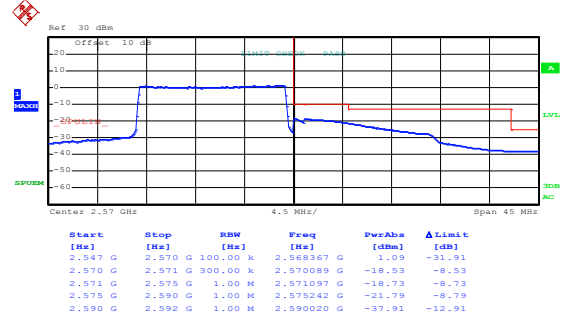
Highest channel

Test Mode: LTE band 7(QPSK RB Size 75 & RB Offset 0)



Date: 4.JUL.2016 22:33:13

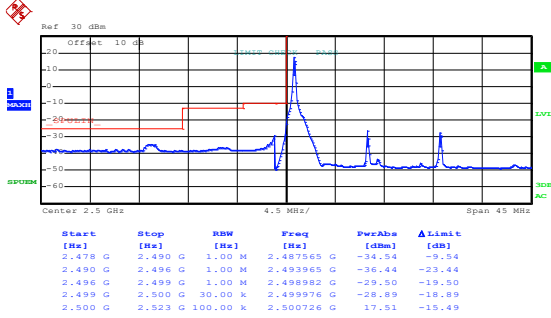
Lowest channel



Date: 4.JUL.2016 22:36:05

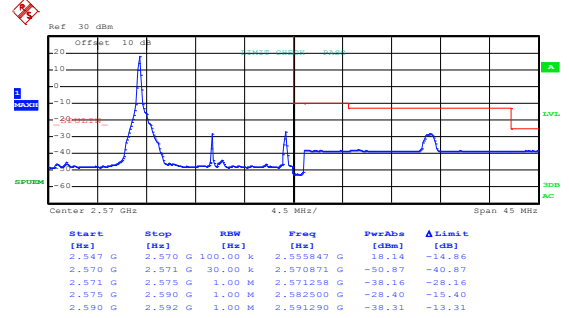
Highest channel

Test Mode: LTE band 7(16QAM RB Size 1 & RB Offset 0)



Date: 4.JUL.2016 22:31:32

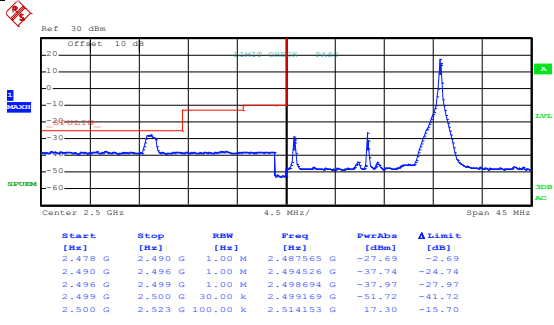
Lowest channel



Date: 4.JUL.2016 22:34:12

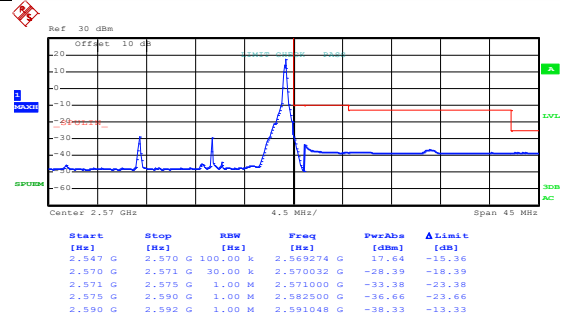
Highest channel

Test Mode: LTE band 7(16QAM RB Size 1 & RB Offset 74)



Date: 4.JUL.2016 22:31:56

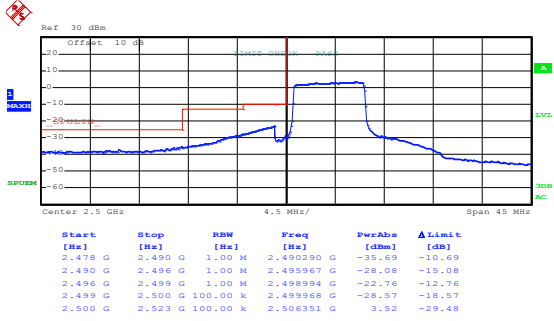
Lowest channel



Date: 4.JUL.2016 22:34:47

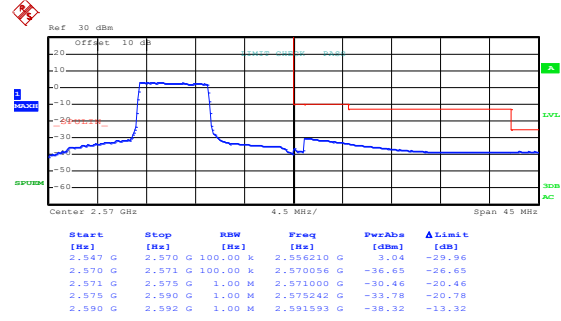
Highest channel

Test Mode: LTE band 7(16QAM RB Size 36 & RB Offset 0)



Date: 4.JUL.2016 22:32:31

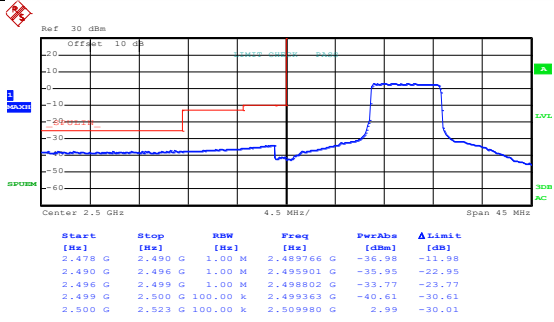
Lowest channel



Date: 4.JUL.2016 22:35:23

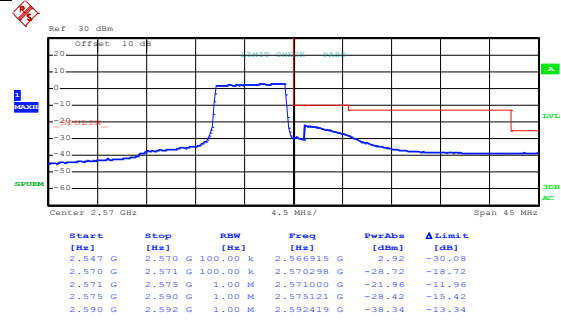
Highest channel

Test Mode: LTE band 7(16QAM RB Size 36 & RB Offset 37)



Date: 4.JUL.2016 22:32:56

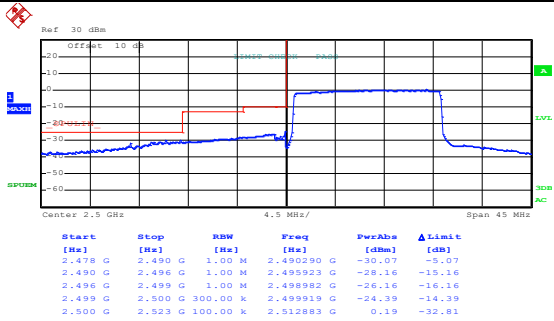
Lowest channel



Date: 4.JUL.2016 22:35:46

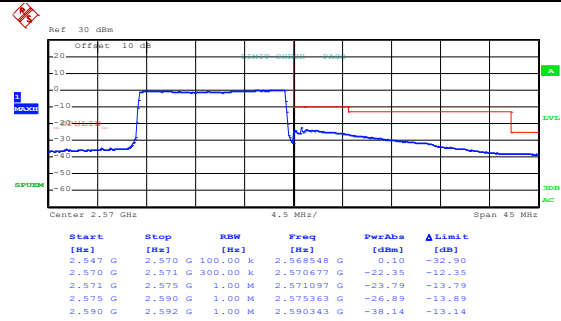
Highest channel

Test Mode: LTE band 7(16QAM RB Size 75 & RB Offset 0)



Date: 4.JUL.2016 22:33:21

Lowest channel

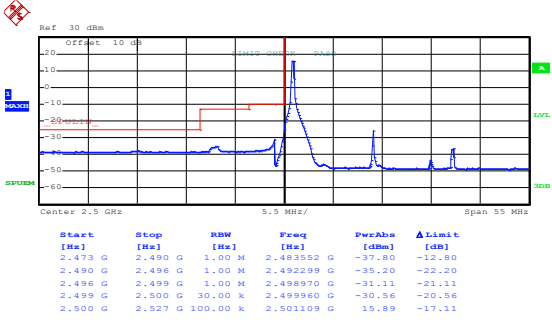


Date: 4.JUL.2016 22:36:12

Highest channel

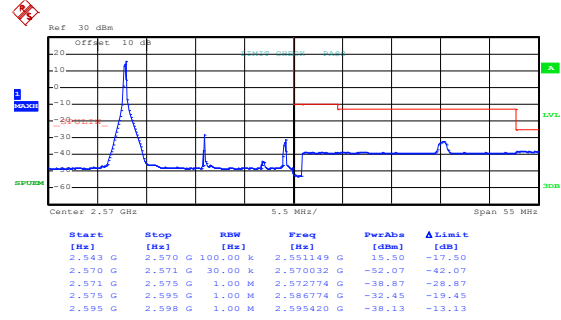
20MHz:

Test Mode: LTE band 7(QPSK RB Size 1 & RB Offset 0)



Date: 13.JUL.2016 19:11:34

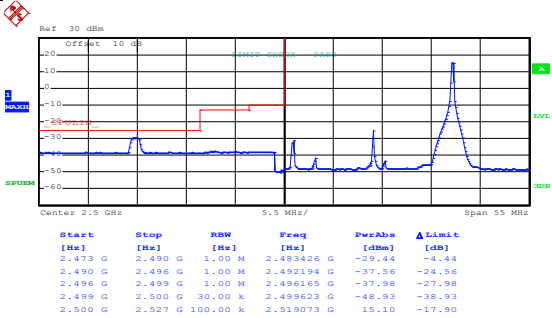
Lowest channel



Date: 13.JUL.2016 19:14:32

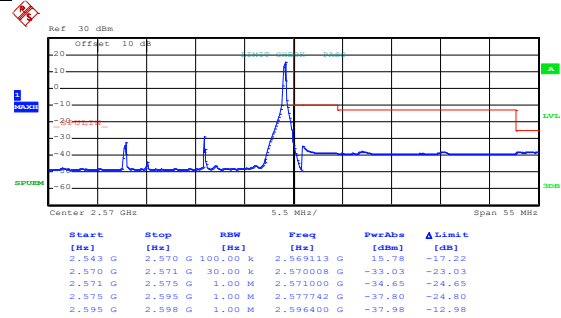
Highest channel

Test Mode: LTE band 7(QPSK RB Size 1 & RB Offset 99)



Date: 13.JUL.2016 19:12:04

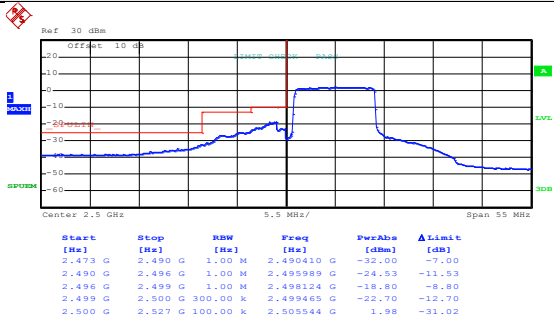
Lowest channel



Date: 13.JUL.2016 19:14:55

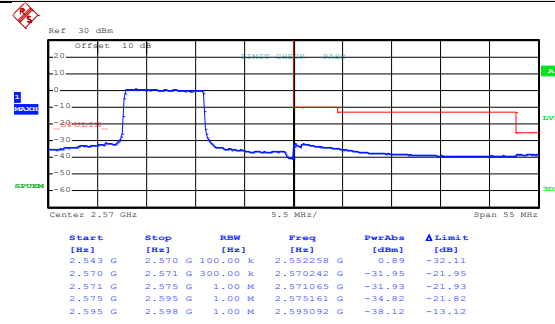
Highest channel

Test Mode: LTE band 7(QPSK RB Size 50 & RB Offset 0)



Date: 13.JUL.2016 19:12:56

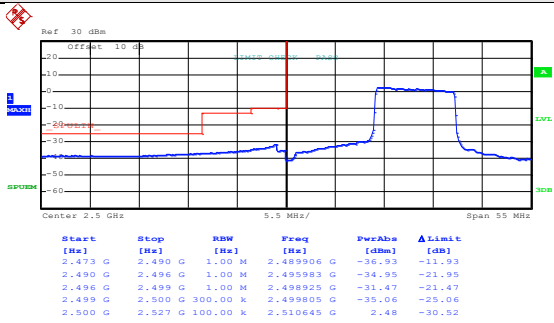
Lowest channel



Date: 13.JUL.2016 19:17:11

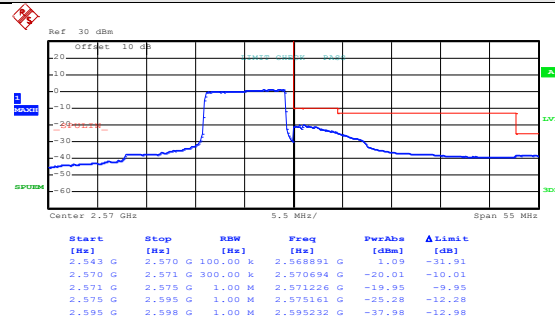
Highest channel

Test Mode: LTE band 7(QPSK RB Size 50 & RB Offset 49)



Date: 13.JUL.2016 19:13:24

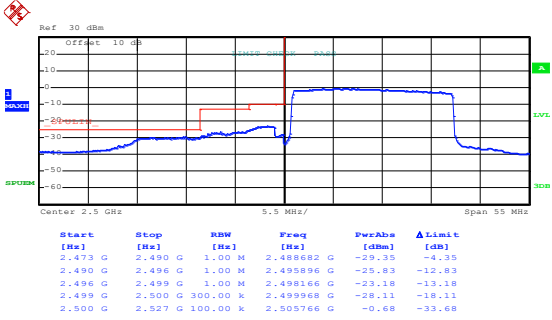
Lowest channel



Date: 13.JUL.2016 19:17:40

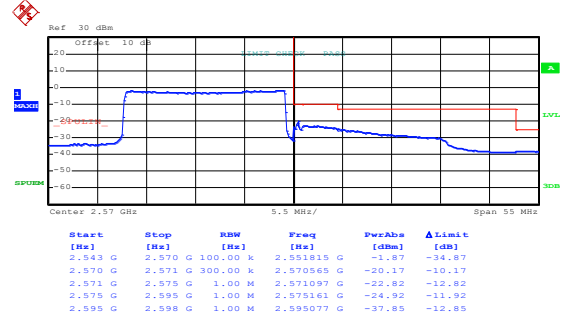
Highest channel

Test Mode: LTE band 7(QPSK RB Size 100 & RB Offset 0)



Date: 13.JUL.2016 19:13:50

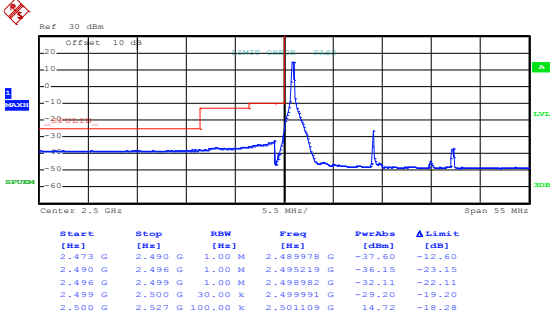
Lowest channel



Date: 13.JUL.2016 19:18:04

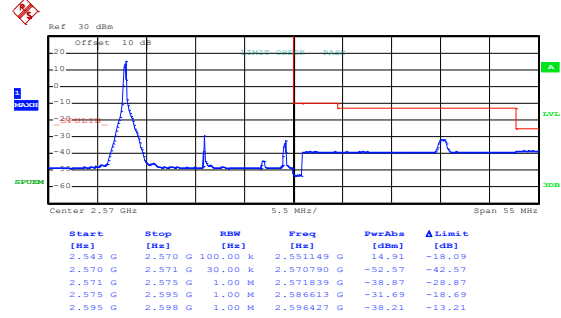
Highest channel

Test Mode: LTE band 7(16QAM RB Size 1 & RB Offset 0)



Date: 13.JUL.2016 19:11:47

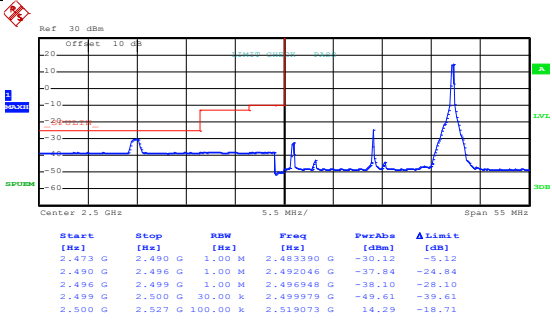
Lowest channel



Date: 13.JUL.2016 19:14:40

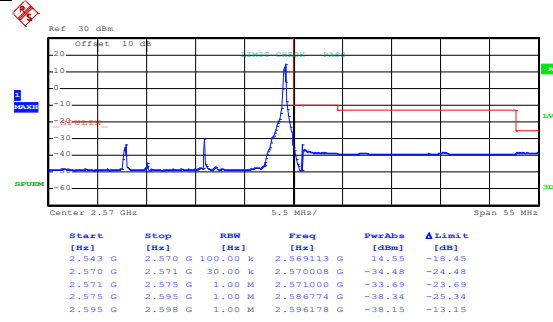
Highest channel

Test Mode: LTE band 7(16QAM RB Size 1 & RB Offset 99)



Date: 13.JUL.2016 19:12:14

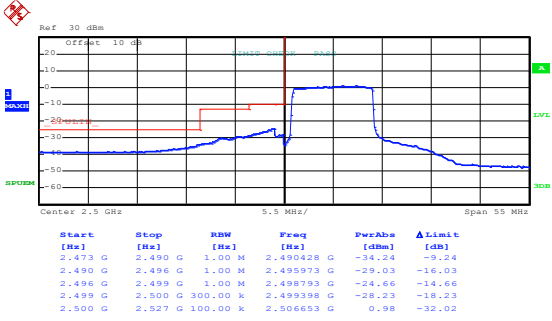
Lowest channel



Date: 13.JUL.2016 19:15:09

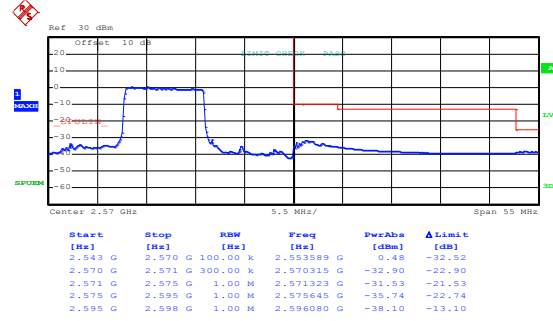
Highest channel

Test Mode: LTE band 7(16QAM RB Size 50 & RB Offset 0)



Date: 13.JUL.2016 19:13:08

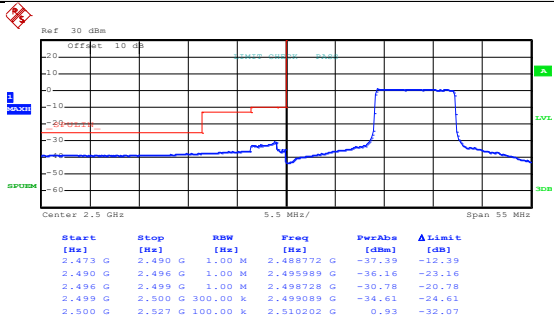
Lowest channel



Date: 13.JUL.2016 19:17:21

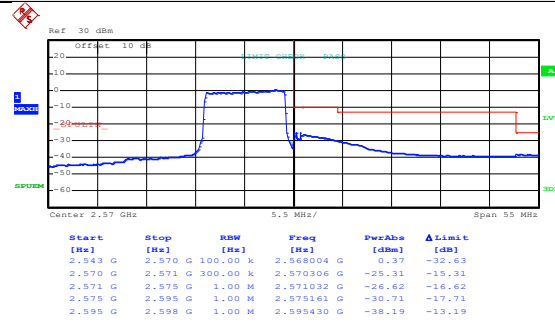
Highest channel

Test Mode: LTE band 7(16QAM RB Size 50 & RB Offset 49)



Date: 14.JUL.2016 22:57:14

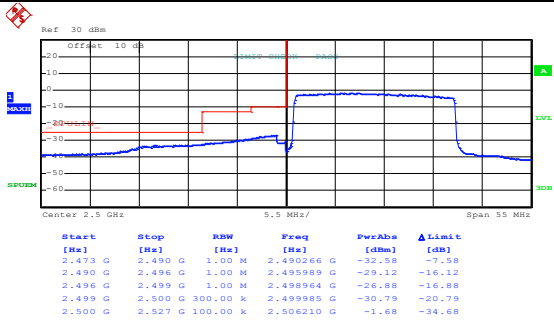
Lowest channel



Date: 13.JUL.2016 19:17:51

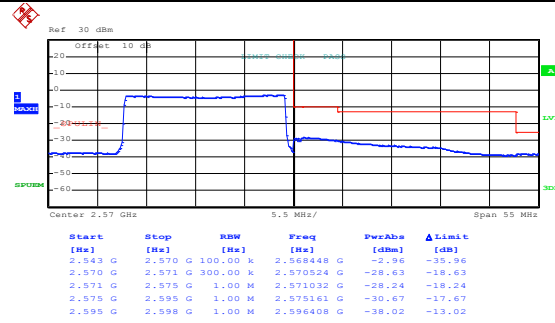
Highest channel

Test Mode: LTE band 7(16QAM RB Size 100 & RB Offset 0)



Date: 13.JUL.2016 19:13:59

Lowest channel

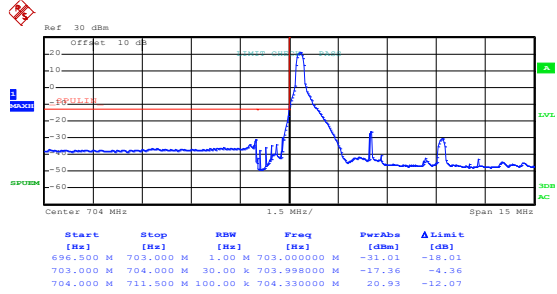


Date: 13.JUL.2016 19:18:12

Highest channel

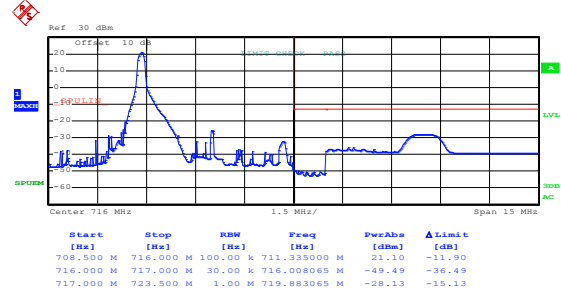
LTE band 17 part:5MHz:

Test Mode:	LTE band 17(QPSK RB Size 1 & RB Offset 0)
------------	---



Date: 4.JUL.2016 22:51:41

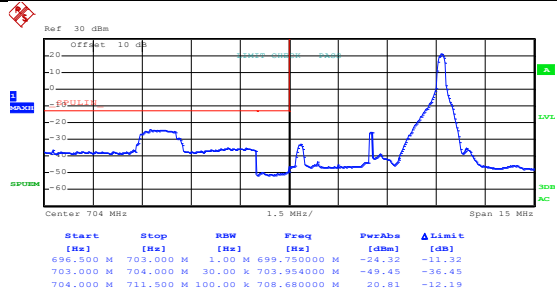
Lowest channel



Date: 4.JUL.2016 22:54:55

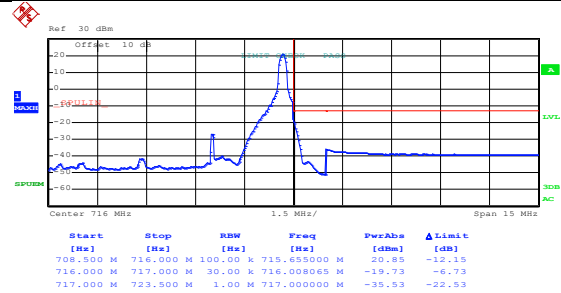
Highest channel

Test Mode:	LTE band 17(QPSK RB Size 1 & RB Offset 24)
------------	--



Date: 4.JUL.2016 22:52:19

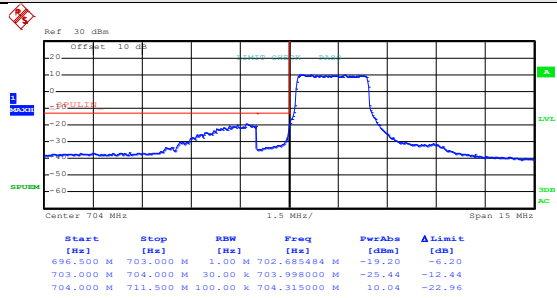
Lowest channel



Date: 4.JUL.2016 22:55:20

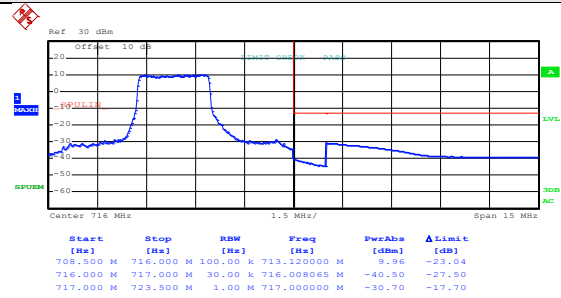
Highest channel

Test Mode: LTE band 17(QPSK RB Size 12 & RB Offset 0)



Date: 4.JUL.2016 22:52:46

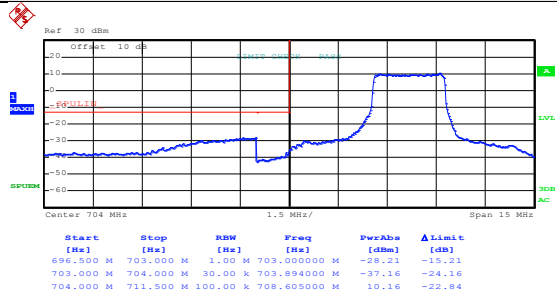
Lowest channel



Date: 4.JUL.2016 22:55:48

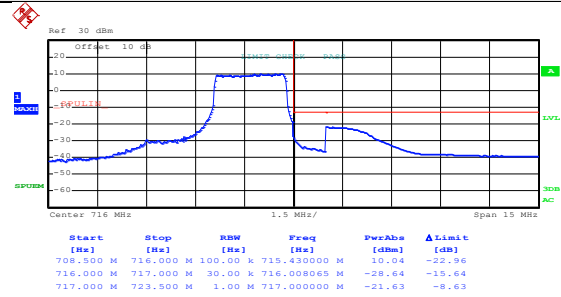
Highest channel

Test Mode: LTE band 17(QPSK RB Size 12 & RB Offset 11)



Date: 4.JUL.2016 22:53:21

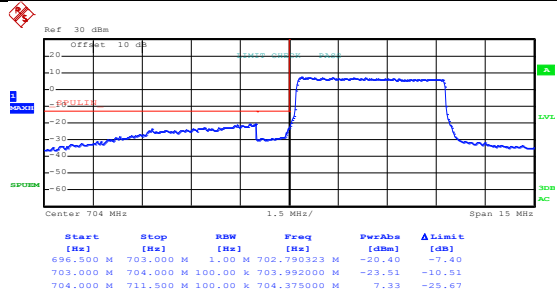
Lowest channel



Date: 4.JUL.2016 22:56:15

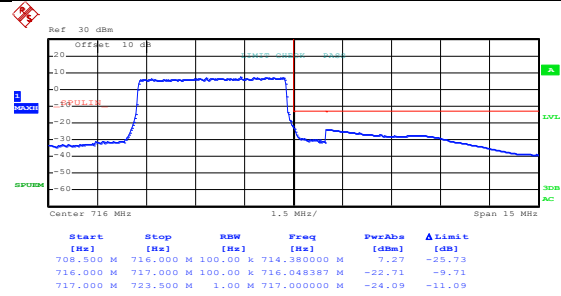
Highest channel

Test Mode: LTE band 17(QPSK RB Size 25 & RB Offset 0)



Date: 4.JUL.2016 22:53:54

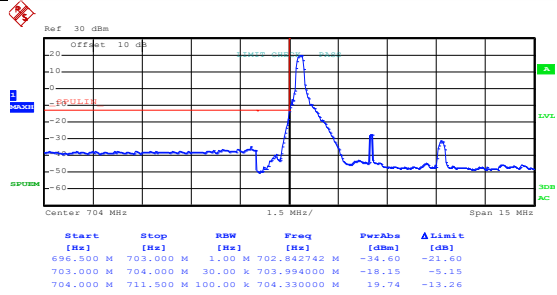
Lowest channel



Date: 4.JUL.2016 22:56:50

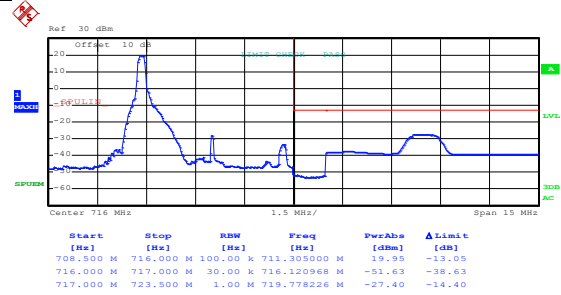
Highest channel

Test Mode: LTE band 17(16QAM RB Size 1 & RB Offset 0)



Date: 4.JUL.2016 22:51:57

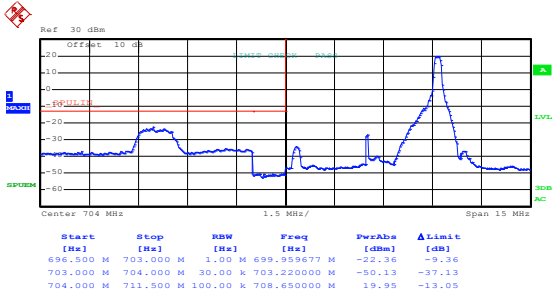
Lowest channel



Date: 4.JUL.2016 22:55:07

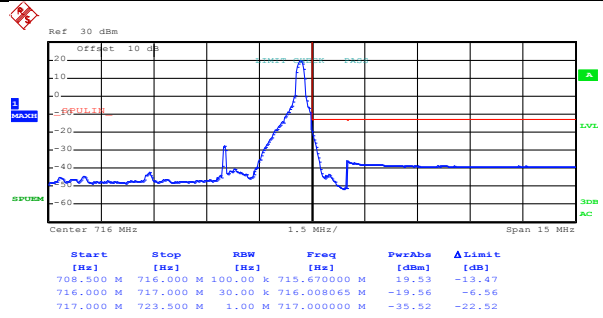
Highest channel

Test Mode: LTE band 17(16QAM RB Size 1 & RB Offset 24)



Date: 4.JUL.2016 22:52:31

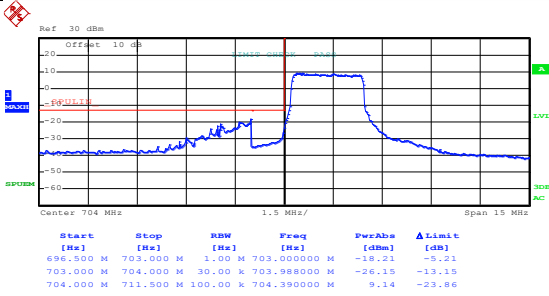
Lowest channel



Date: 4.JUL.2016 22:55:32

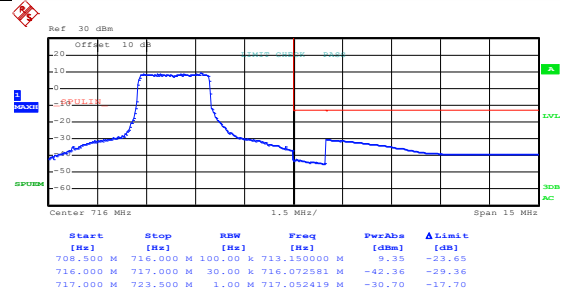
Highest channel

Test Mode: LTE band 17(16QAM RB Size 12 & RB Offset 0)



Date: 4.JUL.2016 22:52:57

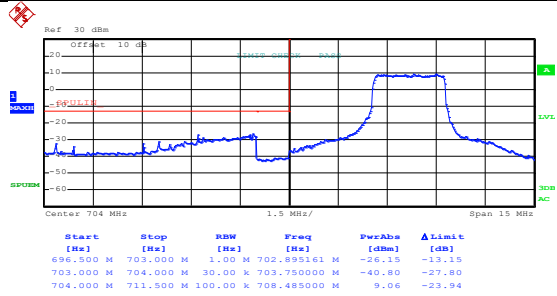
Lowest channel



Date: 4.JUL.2016 22:56:00

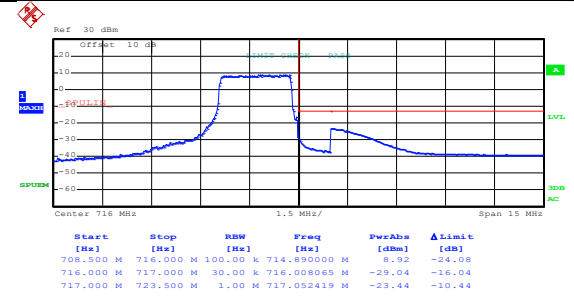
Highest channel

Test Mode: LTE band 17(16QAM RB Size 12 & RB Offset 11)



Date: 4.JUL.2016 22:53:33

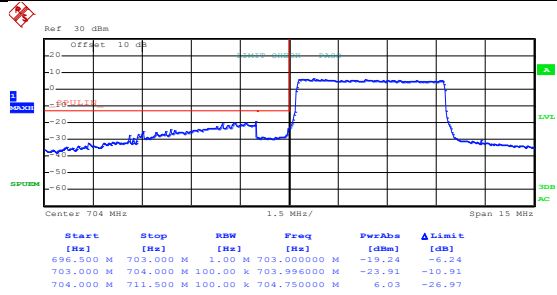
Lowest channel



Date: 4.JUL.2016 22:56:28

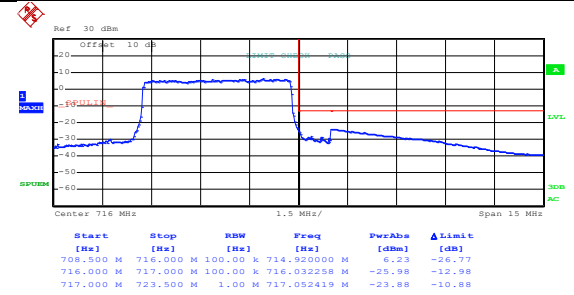
Highest channel

Test Mode: LTE band 17(16QAM RB Size 25 & RB Offset 0)



Date: 4.JUL.2016 22:54:05

Lowest channel

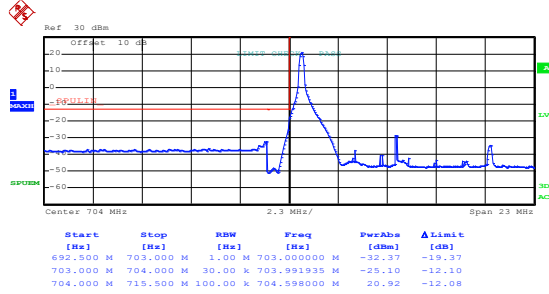


Date: 4.JUL.2016 22:57:00

Highest channel

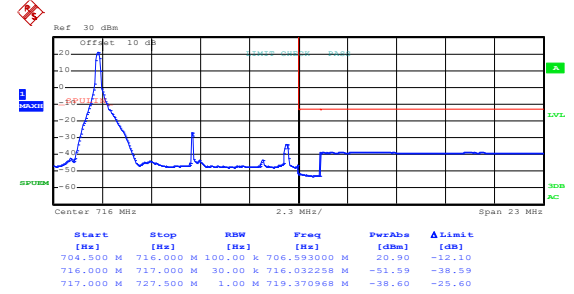
10MHz:

Test Mode: LTE band 17(QPSK RB Size 1 & RB Offset 0)



Date: 4.JUL.2016 22:58:47

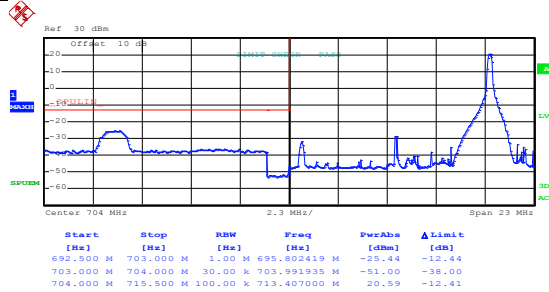
Lowest channel



Date: 4.JUL.2016 23:01:53

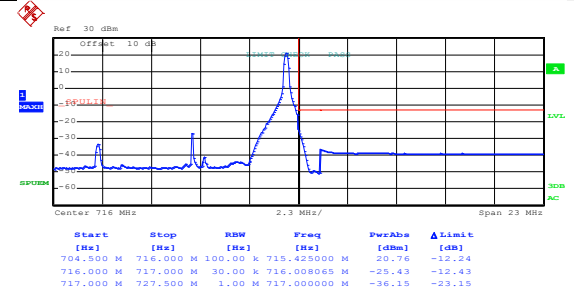
Highest channel

Test Mode: LTE band 17(QPSK RB Size 1 & RB Offset 49)



Date: 4.JUL.2016 22:59:11

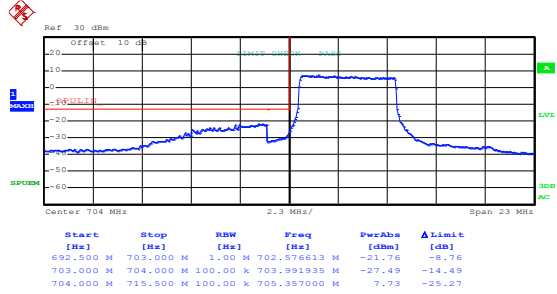
Lowest channel



Date: 4.JUL.2016 23:02:19

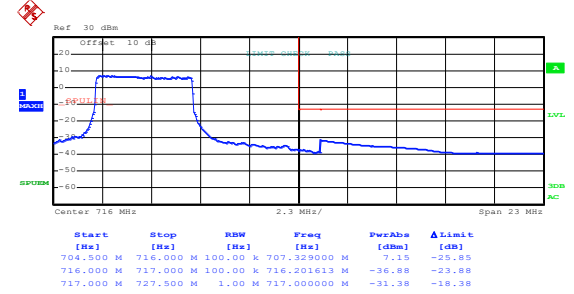
Highest channel

Test Mode: LTE band 17(QPSK RB Size 25 & RB Offset 0)



Date: 4.JUL.2016 22:59:48

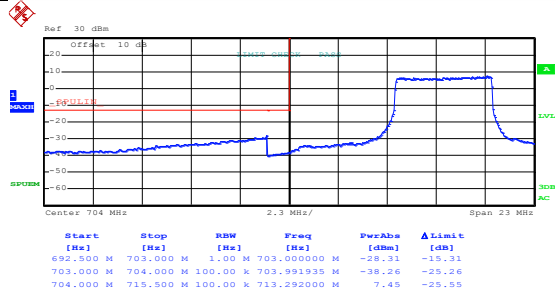
Lowest channel



Date: 4.JUL.2016 23:02:51

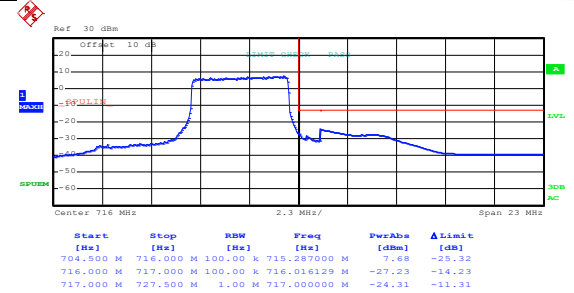
Highest channel

Test Mode: LTE band 17(QPSK RB Size 25 & RB Offset 24)



Date: 4.JUL.2016 23:00:16

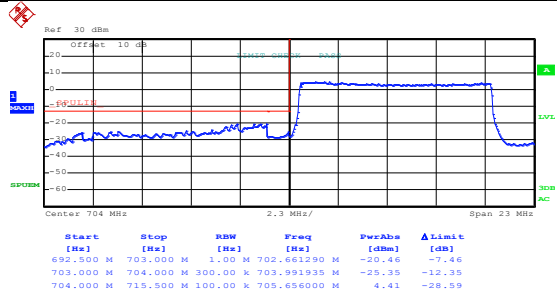
Lowest channel



Date: 4.JUL.2016 23:03:18

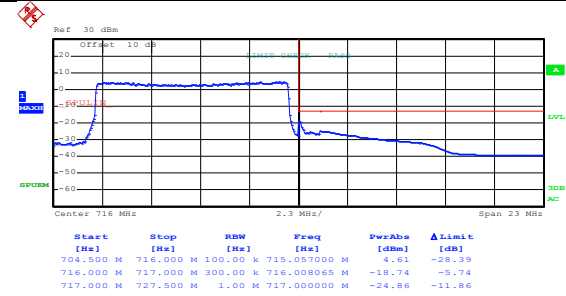
Highest channel

Test Mode: LTE band 17(QPSK RB Size 50 & RB Offset 0)



Date: 4.JUL.2016 23:00:49

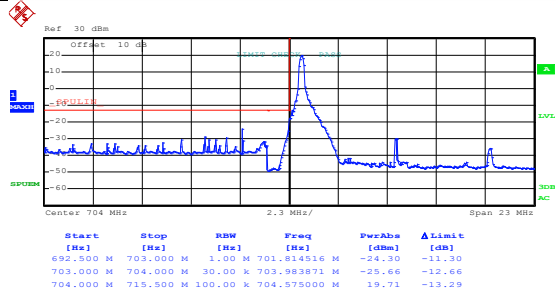
Lowest channel



Date: 4.JUL.2016 23:03:51

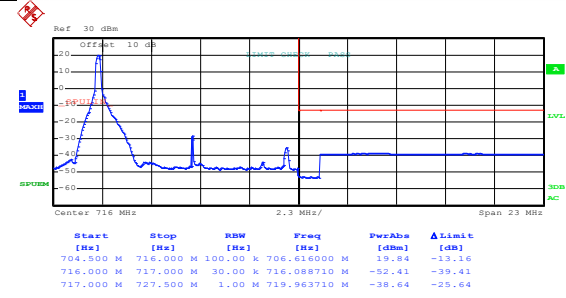
Highest channel

Test Mode: LTE band 17(16QAM RB Size 1 & RB Offset 0)



Date: 4.JUL.2016 22:58:57

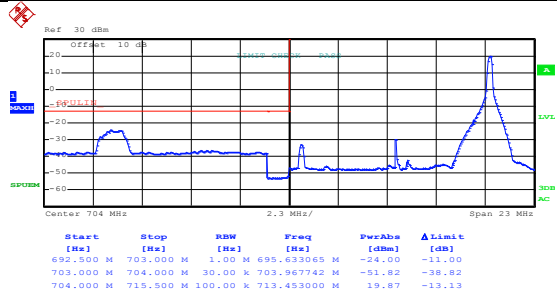
Lowest channel



Date: 4.JUL.2016 23:02:04

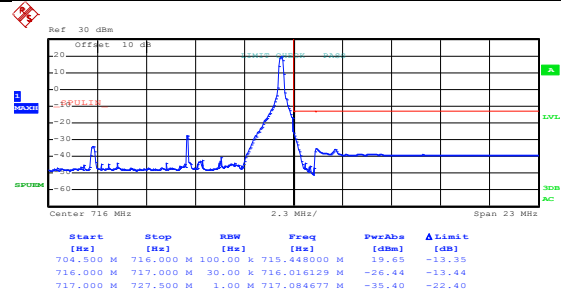
Highest channel

Test Mode: LTE band 17(16QAM RB Size 1 & RB Offset 49)



Date: 4.JUL.2016 22:59:25

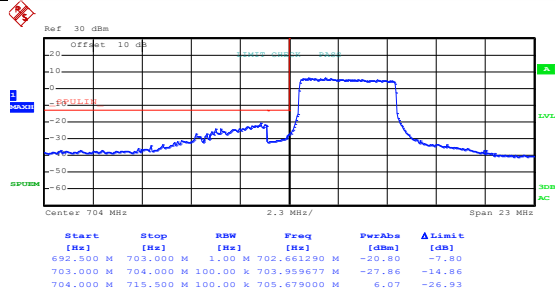
Lowest channel



Date: 4.JUL.2016 23:02:30

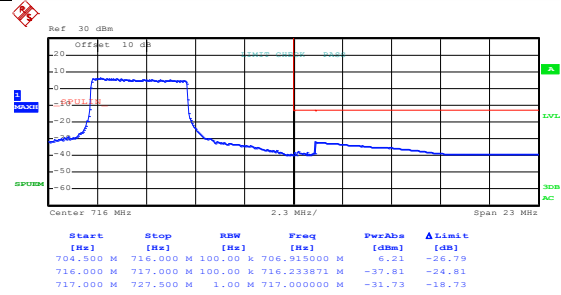
Highest channel

Test Mode: LTE band 17(16QAM RB Size 25 & RB Offset 0)



Date: 4.JUL.2016 23:00:00

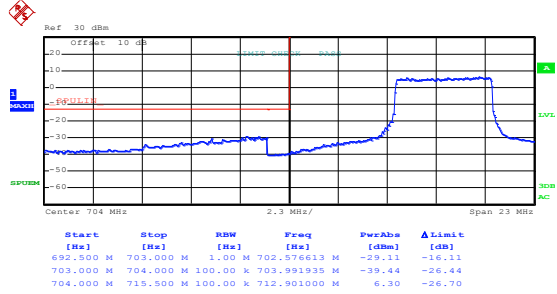
Lowest channel



Date: 4.JUL.2016 23:03:03

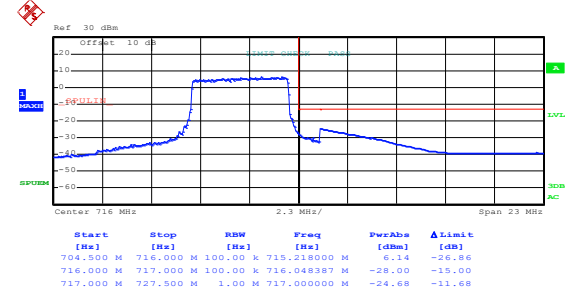
Highest channel

Test Mode: LTE band 17(16QAM RB Size 25 & RB Offset 24)



Date: 4.JUL.2016 23:00:29

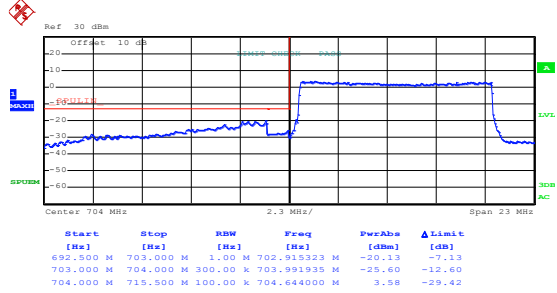
Lowest channel



Date: 4.JUL.2016 23:03:30

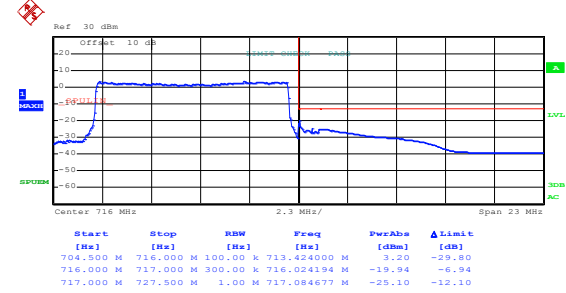
Highest channel

Test Mode: LTE band 17(16QAMRB Size 50 & RB Offset 0)



Date: 4.JUL.2016 23:01:04

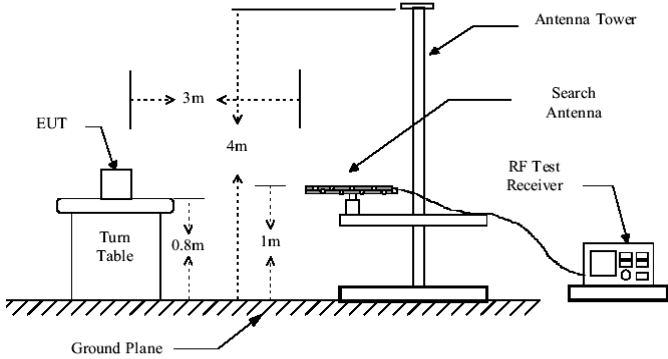
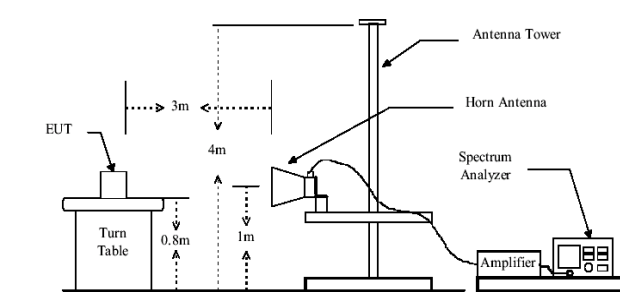
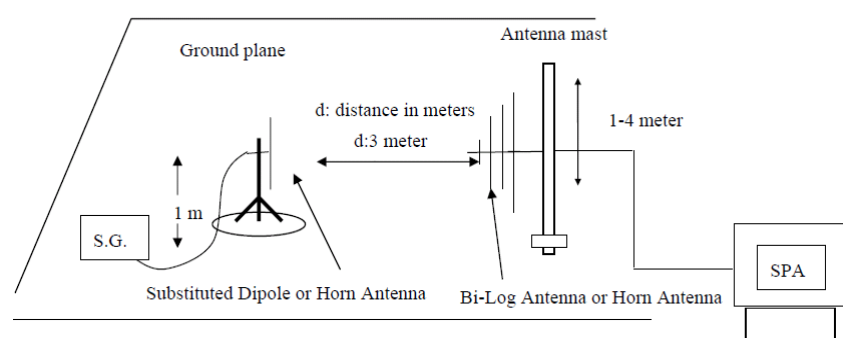
Lowest channel



Date: 4.JUL.2016 23:04:02

Highest channel

6.10 ERP, EIRP Measurement

Test Requirement:	24.232 (c), part 27.50(c), part 27.50(d), part 27.50 (h)
Test Method:	FCC part2.1046
Limit:	LTE Band 2: 2W EIRP LTE Band 4: 1W EIRP LTE Band 7: 2W EIRP LTE Band 17: 3W EIRP
Test setup:	<p>Below 1GHz</p>  <p>Above 1GHz</p>  <p>Substituted method:</p> 

<p>Test Procedure:</p>	<ol style="list-style-type: none"> 1. The EUT was placed on an non-conductive turntable using a non-conductive support. The radiated emission at the fundamental frequency was measured at 3 m with a test antenna and EMI spectrum analyzer. 2. During the measurement, the EUT was communication with the station. The highest emission was recorded with the rotation of the turntable and the lowering of the test antenna from 4m to 1m. The reading was recorded and the field strength (E in dBuV/m) was calculated. 3. ERP in frequency band below 1GHz were measured using a substitution method. The EUT was replaced by dipole antenna connected, the S.G. output was recorded and ERP was calculated as follows: $\text{ERP} = \text{S.G. output (dBm)} + \text{Antenna Gain (dBd)} - \text{Cable Loss (dB)}$ 4. EIRP in frequency band above 1GHz were measured using a substitution method. The EUT was replaced by or horn antenna connected, the S.G. output was recorded and EIRP was calculated as follows: $\text{EIRP} = \text{S.G. output (dBm)} + \text{Antenna Gain (dBi)} - \text{Cable Loss (dB)}$ 5. The worse case was relating to the conducted output power.
<p>Test Instruments:</p>	<p>Refer to section 5.8 for details</p>
<p>Test mode:</p>	<p>Refer to section 5.3 for details</p>
<p>Test results:</p>	<p>Passed</p>

Measurement Data (worst case):

LTE band 2 part

Lowest channel

Frequency (MHz)	UL Channel	Modulation	BW (MHz)	EUT Pol.	Antenna Pol.	EIRP(dBm)	Limit (dBm)	Result
1.4MHz(RB size 1 & RB offset 0)								
1850.70	18607	QPSK	1.4	H	V	17.95	33.00	Pass
					H	18.29		
1850.70	18607	16QAM	1.4	H	V	17.94		
					H	17.98		
1.4MHz(RB size 3 & RB offset 0)								
1850.70	18607	QPSK	1.4	H	V	19.16	33.00	Pass
					H	18.51		
1850.70	18607	16QAM	1.4	H	V	18.29		
					H	18.42		
1.4MHz(RB size 6 & RB offset 0)								
1850.70	18607	QPSK	1.4	H	V	19.45	33.00	Pass
					H	18.74		
1850.70	18607	16QAM	1.4	H	V	18.50		
					H	18.75		

Middle channel

Frequency (MHz)	UL Channel	Modulation	BW (MHz)	EUT Pol.	Antenna Pol.	EIRP(dBm)	Limit (dBm)	Result
1.4MHz(RB size 1 & RB offset 0)								
1880.00	18900	QPSK	1.4	H	V	18.25	33.00	Pass
					H	19.32		
1880.00	18900	16QAM	1.4	H	V	18.24		
					H	18.25		
1.4MHz(RB size 3 & RB offset 0)								
1880.00	18900	QPSK	1.4	H	V	19.62	33.00	Pass
					H	19.25		
1880.00	18900	16QAM	1.4	H	V	18.74		
					H	18.69		
1.4MHz(RB size 6 & RB offset 0)								
1880.00	18900	QPSK	1.40	H	V	19.42	33.00	Pass
					H	19.64		
1880.00	18900	16QAM	1.40	H	V	18.79		
					H	18.25		

Highest channel

Frequency (MHz)	UL Channel	Modulation	BW (MHz)	EUT Pol.	Antenna Pol.	EIRP(dBm)	Limit (dBm)	Result
1.4MHz(RB size 1 & RB offset 0)								
1909.30	19193	QPSK	1.4	H	V	19.76	33.00	Pass
					H	19.45		
1909.30	19193	16QAM	1.4	H	V	18.36		
					H	18.74		
1.4MHz(RB size 3 & RB offset 0)								
1909.30	19193	QPSK	1.4	H	V	19.41	33.00	Pass
					H	20.03		
1909.30	19193	16QAM	1.4	H	V	18.47		
					H	19.64		
1.4MHz(RB size 6 & RB offset 0)								
1909.30	19193	QPSK	1.4	H	V	19.63	33.00	Pass
					H	20.45		
1909.30	19193	16QAM	1.4	H	V	18.02		
					H	19.74		

Lowest channel

Frequency (MHz)	UL Channel	Modulation	BW (MHz)	EUT Pol.	Antenna Pol.	EIRP(dBm)	Limit (dBm)	Result
20MHz(RB size 1 & RB offset 0)								
1860.00	18700	QPSK	20	H	V	19.45	33.00	Pass
					H	18.87		
1860.00	18700	16QAM	20	H	V	18.44		
					H	18.85		
20MHz(RB size 50 & RB offset 0)								
1860.00	18700	QPSK	20	H	V	18.69	33.00	Pass
					H	17.78		
1860.00	18700	16QAM	20	H	V	18.01		
					H	17.98		
20MHz(RB size 100 & RB offset 0)								
1860.00	18700	QPSK	20	H	V	18.66	33.00	Pass
					H	16.69		
1860.00	18700	16QAM	20	H	V	17.42		
					H	17.58		

Middle channel

Frequency (MHz)	UL Channel	Modulation	BW (MHz)	EUT Pol.	Antenna Pol.	EIRP(dBm)	Limit (dBm)	Result
20MHz(RB size 1 & RB offset 0)								
1880.00	18900	QPSK	20	H	V	20.13	33.00	Pass
					H	19.64		
1880.00	18900	16QAM	20	H	V	18.42		
					H	18.68		
20MHz(RB size 50 & RB offset 0)								
1880.00	18900	QPSK	20	H	V	18.14	33.00	Pass
					H	17.96		
1880.00	18900	16QAM	20	H	V	18.25		
					H	17.02		
20MHz(RB size 100 & RB offset 0)								
1880.00	18900	QPSK	20	H	V	18.63	33.00	Pass
					H	16.65		
1880.00	18900	16QAM	20	H	V	17.25		
					H	17.41		

Highest channel

Frequency (MHz)	UL Channel	Modulation	BW (MHz)	EUT Pol.	Antenna Pol.	EIRP(dBm)	Limit (dBm)	Result
20MHz(RB size 1 & RB offset 0)								
1900.00	19100	QPSK	20	H	V	21.05	33.00	Pass
					H	19.58		
1900.00	19100	16QAM	20	H	V	18.41		
					H	17.52		
20MHz(RB size 50 & RB offset 0)								
1900.00	19100	QPSK	20	H	V	18.69	33.00	Pass
					H	18.25		
1900.00	19100	16QAM	20	H	V	19.63		
					H	17.01		
20MHz(RB size 100 & RB offset 0)								
1900.00	19100	QPSK	20	H	V	18.65	33.00	Pass
					H	17.45		
1900.00	19100	16QAM	20	H	V	17.63		
					H	17.59		

LTE band 4 part

Lowest channel

Frequency (MHz)	UL Channel	Modulation	BW (MHz)	EUT Pol.	Antenna Pol.	EIRP(dBm)	Limit (dBm)	Result
1.4MHz(RB size 1 & RB offset 0)								
1710.70	19957	QPSK	1.4	H	V	20.85	30.00	Pass
					H	17.63		
1710.70	19957	16QAM	1.4	H	V	20.74		
					H	17.34		
1.4MHz(RB size 3 & RB offset 0)								
1710.70	19957	QPSK	1.4	H	V	22.40	30.00	Pass
					H	17.83		
1710.70	19957	16QAM	1.4	H	V	21.25		
					H	17.74		
1.4MHz(RB size 6 & RB offset 0)								
1710.70	19957	QPSK	1.4	H	V	22.39	30.00	Pass
					H	17.86		
1710.70	19957	16QAM	1.4	H	V	21.20		
					H	17.74		

Middle channel

Frequency (MHz)	UL Channel	Modulation	BW (MHz)	EUT Pol.	Antenna Pol.	EIRP(dBm)	Limit (dBm)	Result
1.4MHz(RB size 1 & RB offset 0)								
1732.50	20175	QPSK	1.4	H	V	20.21	30.00	Pass
					H	18.63		
1732.50	20175	16QAM	1.4	H	V	20.32		
					H	18.79		
1.4MHz(RB size 3 & RB offset 0)								
1732.50	20175	QPSK	1.4	H	V	22.41	30.00	Pass
					H	17.43		
1732.50	20175	16QAM	1.4	H	V	21.36		
					H	18.79		
1.4MHz(RB size 6 & RB offset 0)								
1732.50	20175	QPSK	1.4	H	V	22.41	30.00	Pass
					H	18.74		
1732.50	20175	16QAM	1.4	H	V	22.02		
					H	18.64		

Highest channel

Frequency (MHz)	UL Channel	Modulation	BW (MHz)	EUT Pol.	Antenna Pol.	EIRP(dBm)	Limit (dBm)	Result
1.4MHz(RB size 1 & RB offset 0)								
1754.30	20393	QPSK	1.4	H	V	20.45	30.00	Pass
					H	19.73		
1754.30	20393	16QAM	1.4	H	V	20.01		
					H	18.41		
1.4MHz(RB size 3 & RB offset 0)								
1754.30	20393	QPSK	1.4	H	V	22.36	30.00	Pass
					H	17.64		
1754.30	20393	16QAM	1.4	H	V	21.14		
					H	18.96		
1.4MHz(RB size 6 & RB offset 0)								
1754.30	20393	QPSK	1.4	H	V	22.47	30.00	Pass
					H	19.63		
1754.30	20393	16QAM	1.4	H	V	22.45		
					H	18.24		

Lowest channel

Frequency (MHz)	UL Channel	Modulation	BW (MHz)	EUT Pol.	Antenna Pol.	EIRP(dBm)	Limit (dBm)	Result
20MHz(RB size 1 & RB offset 0)								
1720.00	20050	QPSK	20	H	V	22.53	30.00	Pass
					H	17.02		
1720.00	20050	16QAM	20	H	V	21.27		
					H	16.87		
20MHz(RB size 50 & RB offset 0)								
1720.00	20050	QPSK	20	H	V	21.80	30.00	Pass
					H	17.70		
1720.00	20050	16QAM	20	H	V	22.10		
					H	17.78		
20MHz(RB size 100 & RB offset 0)								
1720.00	20050	QPSK	20	H	V	18.78	30.00	Pass
					H	16.82		
1720.00	20050	16QAM	20	H	V	19.44		
					H	17.25		

Middle channel

Frequency (MHz)	UL Channel	Modulation	BW (MHz)	EUT Pol.	Antenna Pol.	EIRP(dBm)	Limit (dBm)	Result
20MHz(RB size 1 & RB offset 0)								
1732.50	20175	QPSK	20	H	V	22.15	30.00	Pass
					H	17.62		
1732.50	20175	16QAM	20	H	V	21.36		
					H	17.89		
20MHz(RB size 50 & RB offset 0)								
1732.50	20175	QPSK	20	H	V	21.01	30.00	Pass
					H	17.65		
1732.50	20175	16QAM	20	H	V	22.14		
					H	17.58		
20MHz(RB size 100 & RB offset 0)								
1732.50	20175	QPSK	20	H	V	18.63	30.00	Pass
					H	16.57		
1732.50	20175	16QAM	20	H	V	19.24		
					H	17.42		

High channel

Frequency (MHz)	UL Channel	Modulation	BW (MHz)	EUT Pol.	Antenna Pol.	EIRP(dBm)	Limit (dBm)	Result
20MHz(RB size 1 & RB offset 0)								
1745.00	20300	QPSK	20	H	V	22.14	30.00	Pass
					H	17.85		
1745.00	20300	16QAM	20	H	V	21.45		
					H	17.43		
20MHz(RB size 50 & RB offset 0)								
1745.00	20300	QPSK	20	H	V	21.46	30.00	Pass
					H	17.41		
1745.00	20300	16QAM	20	H	V	22.36		
					H	17.45		
20MHz(RB size 100 & RB offset 0)								
1745.00	20300	QPSK	20	H	V	18.62	30.00	Pass
					H	17.64		
1745.00	20300	16QAM	20	H	V	19.32		
					H	17.54		

LTE band 7 part

Lowest channel

Frequency (MHz)	UL Channel	Modulation	BW (MHz)	EUT Pol.	Antenna Pol.	EIRP(dBm)	Limit (dBm)	Result
5MHz(RB size 1 & RB offset 0)								
2502.50	20775	QPSK	5	H	V	19.55	33.00	Pass
					H	17.89		
2502.50	20775	16QAM	5	H	V	18.44		
					H	17.43		
5MHz(RB size 12& RB offset 0)								
2502.50	20775	QPSK	5	H	V	18.31	33.00	Pass
					H	17.52		
2502.50	20775	16QAM	5	H	V	18.35		
					H	17.91		
5MHz(RB size 25& RB offset 0)								
2502.50	20775	QPSK	5	H	V	18.58	33.00	Pass
					H	16.74		
2502.50	20775	16QAM	5	H	V	18.33		
					H	17.45		

Middle channel

Frequency (MHz)	UL Channel	Modulation	BW (MHz)	EUT Pol.	Antenna Pol.	EIRP(dBm)	Limit (dBm)	Result
5MHz(RB size 1 & RB offset 0)								
2535.00	21100	QPSK	5	H	V	19.25	33.00	Pass
					H	17.46		
2535.00	21100	16QAM	5	H	V	18.32		
					H	17.36		
5MHz(RB size 12& RB offset 0)								
2535.00	21100	QPSK	5	H	V	18.25	33.00	Pass
					H	17.43		
2535.00	21100	16QAM	5	H	V	18.69		
					H	17.25		
5MHz(RB size 25& RB offset 0)								
2535.00	21100	QPSK	5	H	V	18.56	33.00	Pass
					H	17.64		
2535.00	21100	16QAM	5	H	V	18.59		
					H	17.43		

Highest channel

Frequency (MHz)	UL Channel	Modulation	BW (MHz)	EUT Pol.	Antenna Pol.	EIRP(dBm)	Limit (dBm)	Result
5MHz(RB size 1 & RB offset 0)								
2567.50	21425	QPSK	5	H	V	19.45	33.00	Pass
					H	17.36		
2567.50	21425	16QAM	5	H	V	18.45		
					H	17.63		
5MHz(RB size 12& RB offset 0)								
2567.50	21425	QPSK	5	H	V	18.42	33.00	Pass
					H	17.63		
2567.50	21425	16QAM	5	H	V	18.25		
					H	17.41		
5MHz(RB size 25& RB offset 0)								
2567.50	21425	QPSK	5	H	V	18.46	33.00	Pass
					H	17.20		
2567.50	21425	16QAM	5	H	V	18.42		
					H	17.69		

Lowest channel

Frequency (MHz)	UL Channel	Modulation	BW (MHz)	EUT Pol.	Antenna Pol.	EIRP(dBm)	Limit (dBm)	Result
20MHz(RB size 1 & RB offset 0)								
2510.00	20850	QPSK	20	H	V	18.22	33.00	Pass
					H	18.85		
2510.00	20850	16QAM	20	H	V	17.17		
					H	17.82		
20MHz(RB size 50 & RB offset 0)								
2510.00	20850	QPSK	20	H	V	19.11	33.00	Pass
					H	17.64		
2510.00	20850	16QAM	20	H	V	18.97		
					H	17.85		
20MHz(RB size 100 & RB offset 0)								
2510.00	20850	QPSK	20	H	V	17.82	33.00	Pass
					H	19.49		
2510.00	20850	16QAM	20	H	V	18.50		
					H	18.75		

Middle channel

Frequency (MHz)	UL Channel	Modulation	BW (MHz)	EUT Pol.	Antenna Pol.	EIRP(dBm)	Limit (dBm)	Result
20MHz(RB size 1 & RB offset 0)								
2535.00	21100	QPSK	20	H	V	19.63	33.00	Pass
					H	18.42		
2535.00	21100	16QAM	20	H	V	17.43		
					H	18.25		
20MHz(RB size 50 & RB offset 0)								
2535.00	21100	QPSK	20	H	V	19.36	33.00	Pass
					H	17.45		
2535.00	21100	16QAM	20	H	V	18.25		
					H	17.41		
20MHz(RB size 100 & RB offset 0)								
2535.00	21100	QPSK	20	H	V	17.41	33.00	Pass
					H	19.63		
2535.00	21100	16QAM	20	H	V	18.24		
					H	18.74		

High channel

Frequency (MHz)	UL Channel	Modulation	BW (MHz)	EUT Pol.	Antenna Pol.	EIRP(dBm)	Limit (dBm)	Result
20MHz(RB size 1 & RB offset 0)								
2560.00	21350	QPSK	20	H	V	19.87	33.00	Pass
					H	18.36		
2560.00	21350	16QAM	20	H	V	17.45		
					H	18.25		
20MHz(RB size 50 & RB offset 0)								
2560.00	21350	QPSK	20	H	V	19.78	33.00	Pass
					H	18.62		
2560.00	21350	16QAM	20	H	V	18.47		
					H	17.64		
20MHz(RB size 100 & RB offset 0)								
2560.00	21350	QPSK	20	H	V	18.64	33.00	Pass
					H	19.85		
2560.00	21350	16QAM	20	H	V	18.45		
					H	19.72		

**LTE band 17 part
Lowest channel**

Frequency (MHz)	UL Channel	Modulation	BW (MHz)	EUT Pol.	Antenna Pol.	ERP(dBm)	Limit (dBm)	Result
5MHz(RB size 1 & RB offset 0)								
706.50	23755	QPSK	5	H	V	22.63	34.77	Pass
					H	21.88		
706.50	23755	16QAM	5	H	V	22.59		
					H	21.61		
5MHz(RB size 12 & RB offset 0)								
706.50	23755	QPSK	5	H	V	18.21	34.77	Pass
					H	21.42		
706.50	23755	16QAM	5	H	V	22.26		
					H	21.18		
5MHz(RB size 25 & RB offset 0)								
706.50	23755	QPSK	5	H	V	19.95	34.77	Pass
					H	19.48		
706.50	23755	16QAM	5	H	V	20.41		
					H	20.10		

Middle channel

Frequency (MHz)	UL Channel	Modulation	BW (MHz)	EUT Pol.	Antenna Pol.	ERP(dBm)	Limit (dBm)	Result
5MHz(RB size 1 & RB offset 0)								
710.00	23790	QPSK	5	H	V	22.13	34.77	Pass
					H	21.34		
710.00	23790	16QAM	5	H	V	22.02		
					H	21.63		
5MHz(RB size 12 & RB offset 0)								
710.00	23790	QPSK	5	H	V	18.46	34.77	Pass
					H	21.63		
710.00	23790	16QAM	5	H	V	22.79		
					H	21.45		
5MHz(RB size 25 & RB offset 0)								
710.00	23790	QPSK	5	H	V	19.46	34.77	Pass
					H	19.25		
710.00	23790	16QAM	5	H	V	20.76		
					H	20.12		

Highest channel

Frequency (MHz)	UL Channel	Modulation	BW (MHz)	EUT Pol.	Antenna Pol.	ERP(dBm)	Limit (dBm)	Result
5MHz(RB size 1 & RB offset 0)								
713.50	23825	QPSK	5	H	V	21.34	34.77	Pass
					H	21.55		
713.50	23825	16QAM	5	H	V	22.36		
					H	21.34		
5MHz(RB size 12 & RB offset 0)								
713.50	23825	QPSK	5	H	V	18.24	34.77	Pass
					H	21.36		
713.50	23825	16QAM	5	H	V	22.25		
					H	21.42		
5MHz(RB size 25 & RB offset 0)								
713.50	23825	QPSK	5	H	V	19.76	34.77	Pass
					H	19.41		
713.50	23825	16QAM	5	H	V	20.35		
					H	20.46		

Lowest channel

Frequency (MHz)	UL Channel	Modulation	BW (MHz)	EUT Pol.	Antenna Pol.	ERP(dBm)	Limit (dBm)	Result
10MHz(RB size 1 & RB offset 0)								
709.00	23780	QPSK	10	H	V	22.60	34.77	Pass
					H	21.58		
709.00	23780	16QAM	10	H	V	22.59		
					H	21.05		
10MHz(RB size 25& RB offset 0)								
709.00	23780	QPSK	10	H	V	22.57	34.77	Pass
					H	21.51		
709.00	23780	16QAM	10	H	V	22.39		
					H	21.44		
10MHz(RB size 50& RB offset 0)								
709.00	23780	QPSK	10	H	V	21.94	34.77	Pass
					H	21.28		
709.00	23780	16QAM	10	H	V	22.12		
					H	21.56		

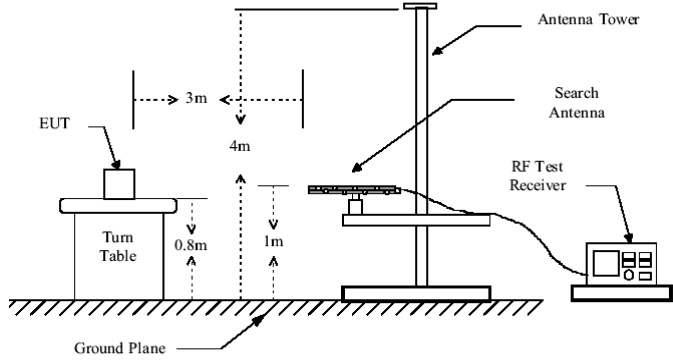
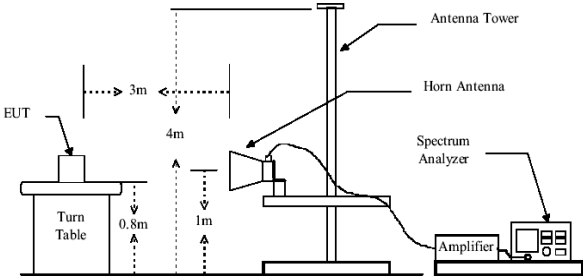
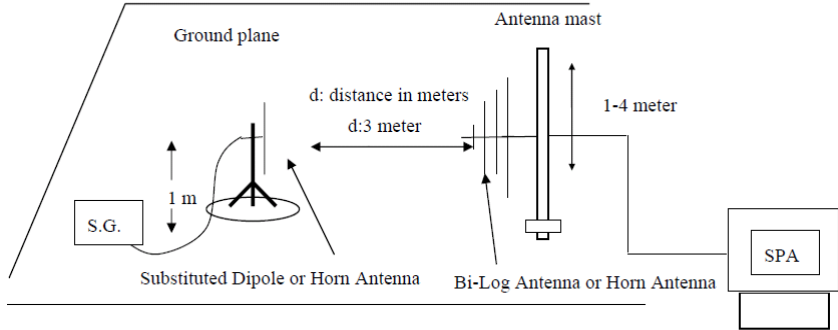
Middle channel

Frequency (MHz)	UL Channel	Modulation	BW (MHz)	EUT Pol.	Antenna Pol.	ERP(dBm)	Limit (dBm)	Result
10MHz(RB size 1 & RB offset 0)								
710.00	23790	QPSK	10	H	V	22.15	34.77	Pass
					H	22.34		
710.00	23790	16QAM	10	H	V	21.54		
					H	21.63		
10MHz(RB size 25& RB offset 0)								
710.00	23790	QPSK	10	H	V	22.63	34.77	Pass
					H	21.69		
710.00	23790	16QAM	10	H	V	22.02		
					H	21.72		
10MHz(RB size 50& RB offset 0)								
710.00	23790	QPSK	10	H	V	21.46	34.77	Pass
					H	21.30		
710.00	23790	16QAM	10	H	V	22.74		
					H	21.36		

Highest channel

Frequency (MHz)	UL Channel	Modulation	BW (MHz)	EUT Pol.	Antenna Pol.	ERP(dBm)	Limit (dBm)	Result
10MHz(RB size 1 & RB offset 0)								
711.00	23800	QPSK	10	H	V	22.04	34.77	Pass
					H	22.62		
711.00	23800	16QAM	10	H	V	21.02		
					H	21.74		
10MHz(RB size 25& RB offset 0)								
711.00	23800	QPSK	10	H	V	22.32	34.77	Pass
					H	21.01		
711.00	23800	16QAM	10	H	V	22.74		
					H	21.52		
10MHz(RB size 50& RB offset 0)								
711.00	23800	QPSK	10	H	V	21.02	34.77	Pass
					H	21.58		
711.00	23800	16QAM	10	H	V	22.73		
					H	21.46		

6.11 Field strength of spurious radiation measurement

Test Requirement:	Part 24.238 (a), Part 27.53(g), Part 27.53(m), Part 27.53(h)
Test Method:	FCC part2.1053
Limit:	LTE Band 2, LTE Band 4, LTE Band 5 and LTE Band 17: -13dBm, LTE Band 7: -25dBm
Test setup:	<p>Below 1GHz</p>  <p>Above 1GHz</p>  <p>Substituted method:</p> 
Test Procedure:	<ol style="list-style-type: none"> 1. The EUT was placed on an non-conductive turntable using a non-conductive support. The radiated emission at the fundamental frequency was measured at 3 m with a test antenna and EMI spectrum analyzer. 2. During the tests, the antenna height and the EUT azimuth were varied in order to identify the maximum level of emissions from the EUT. This maximization process was repeated with the EUT positioned in each of its three orthogonal orientations. 3. The frequency range up to tenth harmonic was investigated for each of three fundamental frequency (low, middle and high channels). Once spurious emission was identified, the power of the emission

	<p>was determined using the substitution method.</p> <p>4. The spurious emissions attenuation was calculated as the difference between radiated power at the fundamental frequency and the spurious emissions frequency.</p> $\text{ERP / EIRP} = \text{S.G. output (dBm)} + \text{Antenna Gain(dB/dBi)} - \text{Cable Loss (dB)}$
Test Instruments:	Refer to section 5.8 for details
Test mode:	Refer to section 5.3 for details.
Test results:	Passed

Measurement Data (worst case):

Below 1GHz:

The emission levels of below 1 GHz are 20 dB lower than the limit so not show in this report.

Above 1GHz

For above 1 GHz, all test modes were performed, and just the worst case shown in the report.

LTE band 2 part:

1.4MHz(RB size 1 & RB offset 0) for QPSK

Frequency (MHz)	Spurious Emission		Limit (dBm)	Result
	Polarization	Level (dBm)		
Lowest				
3701.40	Vertical	-41.05	-13.00	Pass
5552.10	V	-39.02		
7402.00	V	-37.36		
3701.40	Horizontal	-42.85		
5552.10	H	-29.92		
7402.00	H	-31.41		
Middle				
3760.00	Vertical	-42.67	-13.00	Pass
5640.00	V	-40.14		
7520.00	V	-41.01		
3760.00	Horizontal	-42.39		
5640.00	H	-31.17		
7520.00	H	-36.51		
Highest				
3816.60	Vertical	-44.12	-13.00	Pass
5724.90	V	-38.05		
7633.20	V	-36.49		
3816.60	Horizontal	-42.74		
5724.90	H	-27.77		
7633.20	H	-32.85		

3MHz(RB size 1 & RB offset 0) for QPSK				
Frequency (MHz)	Spurious Emission		Limit (dBm)	Result
	Polarization	Level (dBm)		
Lowest				
3703.00	Vertical	-41.34	-13.00	Pass
5554.50	V	-35.25		
7406.00	V	-36.96		
3703.00	Horizontal	-44.02		
5554.50	H	-30.74		
7406.00	H	-33.56		
Middle				
3760.00	Vertical	-43.15	-13.00	Pass
5640.00	V	-40.73		
7520.00	V	-39.58		
3760.00	Horizontal	-42.14		
5640.00	H	-30.25		
7520.00	H	-35.97		
Highest				
3817.00	Vertical	-44.14	-13.00	Pass
5725.50	V	-38.25		
7634.00	V	-40.76		
3817.00	Horizontal	-44.61		
5725.50	H	-30.12		
7634.00	H	-36.95		

5MHz(RB size 1 & RB offset 0) for QPSK				
Frequency (MHz)	Spurious Emission		Limit (dBm)	Result
	Polarization	Level (dBm)		
Lowest				
3705.00	Vertical	-41.36	-13.00	Pass
5557.50	V	-39.57		
7410.00	V	-38.64		
3705.00	Horizontal	-41.02		
5557.50	H	-28.76		
7410.00	H	-32.03		
Middle				
3760.00	Vertical	-41.79	-13.00	Pass
5640.00	V	-40.55		
7520.00	V	-41.74		
3760.00	Horizontal	-42.03		
5640.00	H	-31.52		
7520.00	H	-36.59		
Highest				
3815.00	Vertical	-44.62	-13.00	Pass
5722.50	V	-38.56		
7630.00	V	-36.20		
3815.00	Horizontal	-42.17		
5722.50	H	-28.25		
7630.00	H	-32.69		

10MHz(RB size 1 & RB offset 0) for QPSK				
Frequency (MHz)	Spurious Emission		Limit (dBm)	Result
	Polarization	Level (dBm)		
Lowest				
3710.00	Vertical	-41.25	-13.00	Pass
5565.00	V	-35.97		
7420.00	V	-35.20		
3710.00	Horizontal	-44.67		
5565.00	H	-30.21		
7420.00	H	-33.25		
Middle				
3760.00	Vertical	-43.78	-13.00	Pass
5640.00	V	-40.25		
7520.00	V	-39.76		
3760.00	Horizontal	-42.02		
5640.00	H	-30.58		
7520.00	H	-35.97		
Highest				
3810.00	Vertical	-44.43	-13.00	Pass
5715.00	V	-38.72		
7620.00	V	-40.14		
3810.00	Horizontal	-44.69		
5715.00	H	-30.16		
7620.00	H	-36.54		

15MHz(RB size 1 & RB offset 0) for QPSK				
Frequency (MHz)	Spurious Emission		Limit (dBm)	Result
	Polarization	Level (dBm)		
Lowest				
3715.00	Vertical	-41.28	-13.00	Pass
5572.50	V	-39.57		
7430.00	V	-38.01		
3715.00	Horizontal	-41.25		
5572.50	H	-29.63		
7430.00	H	-32.54		
Middle				
3760.00	Vertical	-41.27	-13.00	Pass
5640.00	V	-40.25		
7520.00	V	-41.69		
3760.00	Horizontal	-42.02		
5640.00	H	-32.05		
7520.00	H	-36.28		
Highest				
3805.00	Vertical	-44.17	-13.00	Pass
5707.50	V	-38.63		
7610.00	V	-36.24		
3805.00	Horizontal	-42.15		
5707.50	H	-28.79		
7610.00	H	-32.02		

20MHz(RB size 1 & RB offset 0) for QPSK				
Frequency (MHz)	Spurious Emission		Limit (dBm)	Result
	Polarization	Level (dBm)		
Lowest				
3720.00	Vertical	-40.90	-13.00	Pass
5580.00	V	-35.81		
7440.00	V	-35.66		
3720.00	Horizontal	-44.21		
5580.00	H	-30.05		
7440.00	H	-33.36		
Middle				
3760.00	Vertical	-43.81	-13.00	Pass
5640.00	V	-40.75		
7520.00	V	-39.10		
3760.00	Horizontal	-42.48		
5640.00	H	-30.87		
7520.00	H	-35.19		
Highest				
3800.00	Vertical	-44.45	-13.00	Pass
5700.00	V	-38.85		
7600.00	V	-40.24		
3800.00	Horizontal	-44.31		
5700.00	H	-30.11		
7600.00	H	-36.42		

LTE Band 4 Part:

1.4MHz(RB size 1 & RB offset 0) for QPSK

Frequency (MHz)	Spurious Emission		Limit (dBm)	Result
	Polarization	Level (dBm)		
Lowest				
3421.40	Vertical	-44.92	-13.00	Pass
5132.10	V	-44.02		
6842.80	V	-38.42		
3421.40	Horizontal	-42.02		
5132.10	H	-38.40		
6842.80	H	-36.37		
Middle				
3465.00	Vertical	-43.93	-13.00	Pass
5197.50	V	-35.17		
6930.00	V	-36.90		
3465.00	Horizontal	-43.71		
5197.50	H	-38.90		
6930.00	H	-36.30		
Highest				
3508.60	Vertical	-41.60	-13.00	Pass
5262.90	V	-39.45		
7017.20	V	-35.70		
3508.60	Horizontal	-40.62		
5262.90	H	-38.69		
7017.20	H	-36.73		

3MHz(RB size 1 & RB offset 0) for QPSK				
Frequency (MHz)	Spurious Emission		Limit (dBm)	Result
	Polarization	Level (dBm)		
Lowest				
3423.00	Vertical	-42.15	-13.00	Pass
5134.50	V	-43.00		
6846.00	V	-37.45		
3423.00	Horizontal	-39.65		
5134.50	H	-44.15		
6846.00	H	-35.78		
Middle				
3465.00	Vertical	-42.16	-13.00	Pass
5197.50	V	-42.24		
6930.00	V	-39.69		
3465.00	Horizontal	-38.56		
5197.50	H	-40.15		
6930.00	H	-32.78		
Highest				
3507.00	Vertical	-48.69	-13.00	Pass
5260.50	V	-42.25		
7014.00	V	-38.63		
3507.00	Horizontal	-44.25		
5260.50	H	-38.79		
7014.00	H	-36.47		

5MHz(RB size 1 & RB offset 0) for QPSK				
Frequency (MHz)	Spurious Emission		Limit (dBm)	Result
	Polarization	Level (dBm)		
Lowest				
3425.00	Vertical	-44.31	-13.00	Pass
5137.50	V	-43.52		
6850.00	V	-38.25		
3425.00	Horizontal	-42.16		
5137.50	H	-38.69		
6850.00	H	-36.70		
Middle				
3465.00	Vertical	-43.51	-13.00	Pass
5197.50	V	-35.96		
6930.00	V	-36.25		
3465.00	Horizontal	-43.14		
5197.50	H	-38.57		
6930.00	H	-36.02		
Highest				
3505.00	Vertical	-41.47	-13.00	Pass
5257.50	V	-39.58		
7010.00	V	-35.14		
3505.00	Horizontal	-41.21		
5257.50	H	-38.24		
7010.00	H	-36.02		

10MHz(RB size 1 & RB offset 0) for QPSK				
Frequency (MHz)	Spurious Emission		Limit (dBm)	Result
	Polarization	Level (dBm)		
Lowest				
3430.00	Vertical	-42.16	-13.00	Pass
5145.00	V	-43.26		
6860.00	V	-37.89		
3430.00	Horizontal	-39.62		
5145.00	H	-44.14		
6860.00	H	-35.72		
Middle				
3465.00	Vertical	-42.15	-13.00	Pass
5197.50	V	-43.76		
6930.00	V	-39.56		
3465.00	Horizontal	-39.52		
5197.50	H	-40.15		
6930.00	H	-32.47		
Highest				
3500.00	Vertical	-48.16	-13.00	Pass
5250.00	V	-42.63		
7000.00	V	-38.52		
3500.00	Horizontal	-44.31		
5250.00	H	-38.54		
7000.00	H	-36.74		

15MHz(RB size 1 & RB offset 0) for QPSK				
Frequency (MHz)	Spurious Emission		Limit (dBm)	Result
	Polarization	Level (dBm)		
Lowest				
3435.00	Vertical	-43.12	-13.00	Pass
5152.50	V	-43.75		
6870.00	V	-38.52		
3435.00	Horizontal	-42.31		
5152.50	H	-38.79		
6870.00	H	-36.25		
Middle				
3465.00	Vertical	-42.14	-13.00	Pass
5197.50	V	-34.25		
6930.00	V	-36.63		
3465.00	Horizontal	-43.15		
5197.50	H	-38.46		
6930.00	H	-36.89		
Highest				
3495.00	Vertical	-41.76	-13.00	Pass
5242.50	V	-39.50		
6990.00	V	-35.46		
3495.00	Horizontal	-41.25		
5242.50	H	-38.79		
6990.00	H	-36.14		

20MHz(RB size 1 & RB offset 0) for QPSK				
Frequency (MHz)	Spurious Emission		Limit (dBm)	Result
	Polarization	Level (dBm)		
Lowest				
3440.00	Vertical	-42.14	-13.00	Pass
5160.00	V	-43.79		
6880.00	V	-37.54		
3440.00	Horizontal	-39.55		
5160.00	H	-44.08		
6880.00	H	-35.88		
Middle				
3465.00	Vertical	-42.91	-13.00	Pass
5197.50	V	-43.10		
6930.00	V	-39.92		
3465.00	Horizontal	-39.47		
5197.50	H	-40.48		
6930.00	H	-32.33		
Highest				
3490.00	Vertical	-48.77	-13.00	Pass
5235.00	V	-42.91		
6980.00	V	-38.94		
3490.00	Horizontal	-44.55		
5235.00	H	-38.88		
6980.00	H	-36.93		

LTE Band 7 Part:

5MHz(RB size 1 & RB offset 0) for QPSK

Frequency (MHz)	Spurious Emission		Limit (dBm)	Result
	Polarization	Level (dBm)		
Lowest				
5005.00	Vertical	-39.25	-25.00	Pass
7507.50	V	-38.23		
10010.00	V	-36.02		
5005.00	Horizontal	-37.75		
7507.50	H	-37.91		
10010.00	H	-35.18		
Middle				
5070.00	Vertical	-43.57	-25.00	Pass
7605.00	V	-39.17		
10140.00	V	-36.19		
5070.00	Horizontal	-41.01		
7605.00	H	-39.33		
10140.00	H	-35.48		
Highest				
5135.00	Vertical	-45.49	-25.00	Pass
7702.50	V	-43.27		
10270.00	V	-39.24		
5135.00	Horizontal	-39.66		
7702.50	H	-39.16		
10270.00	H	-33.63		

10MHz(RB size 1 & RB offset 0) for QPSK				
Frequency (MHz)	Spurious Emission		Limit (dBm)	Result
	Polarization	Level (dBm)		
Lowest				
5010.00	Vertical	-39.56	-25.00	Pass
7515.00	V	-38.71		
10020.00	V	-34.61		
5010.00	Horizontal	-38.72		
7515.00	H	-38.24		
10020.00	H	-33.61		
Middle				
5070.00	Vertical	-38.49	-25.00	Pass
7605.00	V	-40.15		
10140.00	V	-35.97		
5070.00	Horizontal	-40.51		
7605.00	H	-39.85		
10140.00	H	-38.67		
Highest				
5130.00	Vertical	-41.74	-25.00	Pass
7695.00	V	-38.46		
10260.00	V	-33.14		
5130.00	Horizontal	-39.54		
7695.00	H	-38.53		
10260.00	H	-33.02		

15MHz(RB size 1 & RB offset 0) for QPSK				
Frequency (MHz)	Spurious Emission		Limit (dBm)	Result
	Polarization	Level (dBm)		
Lowest				
5015.00	Vertical	-38.26	-25.00	Pass
7522.50	V	-37.64		
10030.00	V	-36.23		
5015.00	Horizontal	-37.86		
7522.50	H	-37.54		
10030.00	H	-35.47		
Middle				
5070.00	Vertical	-43.21	-25.00	Pass
7605.00	V	-39.64		
10140.00	V	-36.25		
5070.00	Horizontal	-40.74		
7605.00	H	-39.62		
10140.00	H	-35.46		
Highest				
5125.00	Vertical	-45.12	-25.00	Pass
7687.50	V	-43.67		
10250.00	V	-39.64		
5125.00	Horizontal	-39.62		
7687.50	H	-39.75		
10250.00	H	-33.45		

20MHz(RB size 1 & RB offset 0) for QPSK				
Frequency (MHz)	Spurious Emission		Limit (dBm)	Result
	Polarization	Level (dBm)		
Lowest				
5020.00	Vertical	-39.95	-25.00	Pass
7530.00	V	-38.10		
10040.00	V	-35.97		
5020.00	Horizontal	-38.50		
7530.00	H	-38.66		
10040.00	H	-33.34		
Middle				
5070.00	Vertical	-38.22	-25.00	Pass
7605.00	V	-40.13		
10140.00	V	-35.22		
5070.00	Horizontal	-40.71		
7605.00	H	-39.66		
10140.00	H	-38.67		
Highest				
5120.00	Vertical	-41.98	-25.00	Pass
7680.00	V	-38.51		
10240.00	V	-33.30		
5120.00	Horizontal	-39.89		
7680.00	H	-39.32		
10240.00	H	-33.98		

LTE Band 17 Part:

5MHz(RB size 1 & RB offset 0) for QPSK

Frequency (MHz)	Spurious Emission		Limit (dBm)	Result
	Polarization	Level (dBm)		
Lowest				
1413.00	Vertical	-49.95	-13.00	Pass
2119.50	V	-45.67		
2826.00	V	-46.83		
1413.00	Horizontal	-45.69		
2119.50	H	-50.59		
2826.00	H	-52.35		
Middle				
1420.00	Vertical	-51.74	-13.00	Pass
2130.00	V	-44.02		
2840.00	V	-51.76		
1420.00	Horizontal	-51.16		
2130.00	H	-50.68		
2840.00	H	-49.55		
Highest				
1427.00	Vertical	-49.23	-13.00	Pass
2140.50	V	-45.40		
2854.00	V	-51.09		
1427.00	Horizontal	-50.19		
2140.50	H	-51.75		
2854.00	H	-50.89		

10MHz(RB size 1 & RB offset 0) for QPSK				
Frequency (MHz)	Spurious Emission		Limit (dBm)	Result
	Polarization	Level (dBm)		
Lowest				
1418.00	Vertical	-50.51	-13.00	Pass
2127.00	V	-44.14		
2836.00	V	-51.12		
1418.00	Horizontal	-52.81		
2127.00	H	-50.41		
2836.00	H	-52.19		
Middle				
1420.00	Vertical	-52.20	-13.00	Pass
2130.00	V	-41.89		
2840.00	V	-51.82		
1420.00	Horizontal	-52.94		
2130.00	H	-46.36		
2840.00	H	-51.78		
Highest				
1422.00	Vertical	-52.15	-13.00	Pass
2133.00	V	-41.62		
2844.00	V	-50.53		
1422.00	Horizontal	-53.83		
2133.00	H	-48.92		
2844.00	H	-53.27		

6.12 Frequency stability V.S. Temperature measurement

Test Requirement:	FCC Part2.1055(a)(1)(b)
Test Method:	FCC Part2.1055(a)(1)(b)
Limit:	±2.5ppm
Test setup:	<p style="text-align: center;">Note : Measurement setup for testing on Antenna connector</p>
Test procedure:	<ol style="list-style-type: none"> 1. The equipment under test was connected to an external DC power supply and input rated voltage. 2. RF output was connected to a frequency counter or spectrum analyzer via feed through attenuators. 3. The EUT was placed inside the temperature chamber. 4. Set the spectrum analyzer RBW low enough to obtain the desired frequency resolution and measure EUT 25°C operating frequency as reference frequency. 5. Turn EUT off and set the chamber temperature to -30°C. After the temperature stabilized for approximately 30 minutes recorded the frequency. 6. Repeat step measure with 10°C increased per stage until the highest temperature of +50°C reached
Test Instruments:	Refer to section 5.8 for details
Test mode:	Refer to section 5.3 for details
Test results:	Passed
Remark:	All three channels of all modulations have been tested, but only the worst channel and the worst modulation show in this test item.

Measurement Data (the worst channel):

LTE Band 2(QPSK):

Reference Frequency: LTE Band 2(1.4MHz) Middle channel=18900 channel=1880.00MHz					
Power supplied (Vdc)	Temperature (°C)	Frequency error		Limit (ppm)	Result
		Hz	ppm		
3.80	-30	196	0.104255	±2.5	Pass
	-20	152	0.080851		
	-10	123	0.065426		
	0	141	0.075000		
	10	102	0.054255		
	20	123	0.065426		
	30	151	0.080319		
	40	162	0.086170		
	50	140	0.074468		
Reference Frequency: LTE Band 2(3MHz) Middle channel=18900 channel=1880.00MHz					
Power supplied (Vdc)	Temperature (°C)	Frequency error		Limit (ppm)	Result
		Hz	ppm		
3.80	-30	156	0.082979	±2.5	Pass
	-20	123	0.065426		
	-10	132	0.070213		
	0	136	0.072340		
	10	124	0.065957		
	20	146	0.077660		
	30	144	0.076596		
	40	102	0.054255		
	50	108	0.057447		
Reference Frequency: LTE Band 2(5MHz) Middle channel=18900 channel=1880.00MHz					
Power supplied (Vdc)	Temperature (°C)	Frequency error		Limit (ppm)	Result
		Hz	ppm		
3.80	-30	152	0.080851	±2.5	Pass
	-20	161	0.085638		
	-10	123	0.065426		
	0	134	0.071277		
	10	144	0.076596		
	20	146	0.077660		
	30	103	0.054787		
	40	108	0.057447		
	50	115	0.061170		

Reference Frequency: LTE Band 2(10MHz) Middle channel=18900 channel=1880.00MHz					
Power supplied (Vdc)	Temperature (°C)	Frequency error		Limit (ppm)	Result
		Hz	ppm		
3.80	-30	165	0.087766	±2.5	Pass
	-20	123	0.065426		
	-10	134	0.071277		
	0	138	0.073404		
	10	127	0.067553		
	20	102	0.054255		
	30	108	0.057447		
	40	114	0.060638		
	50	130	0.069149		
Reference Frequency: LTE Band 2(15MHz) Middle channel=18900 channel=1880.00MHz					
Power supplied (Vdc)	Temperature (°C)	Frequency error		Limit (ppm)	Result
		Hz	ppm		
3.80	-30	177	0.094149	±2.5	Pass
	-20	145	0.077128		
	-10	165	0.087766		
	0	169	0.089894		
	10	142	0.075532		
	20	132	0.070213		
	30	130	0.069149		
	40	114	0.060638		
	50	107	0.056915		
Reference Frequency: LTE Band 2(20MHz) Middle channel=18900 channel=1880.00MHz					
Power supplied (Vdc)	Temperature (°C)	Frequency error		Limit (ppm)	Result
		Hz	ppm		
3.80	-30	188	0.100000	±2.5	Pass
	-20	152	0.080851		
	-10	101	0.053723		
	0	107	0.056915		
	10	144	0.076596		
	20	142	0.075532		
	30	132	0.070213		
	40	136	0.072340		
	50	119	0.063298		

LTE Band 2(16QAM):

Reference Frequency: LTE Band 2(1.4MHz) Middle channel=18900 channel=1880.00MHz					
Power supplied (Vdc)	Temperature (°C)	Frequency error		Limit (ppm)	Result
		Hz	ppm		
3.80	-30	156	0.082979	±2.5	Pass
	-20	123	0.065426		
	-10	128	0.068085		
	0	114	0.060638		
	10	164	0.087234		
	20	102	0.054255		
	30	104	0.055319		
	40	113	0.060106		
	50	145	0.077128		
Reference Frequency: LTE Band 2(3MHz) Middle channel=18900 channel=1880.00MHz					
Power supplied (Vdc)	Temperature (°C)	Frequency error		Limit (ppm)	Result
		Hz	ppm		
3.80	-30	101	0.053723	±2.5	Pass
	-20	103	0.054787		
	-10	115	0.061170		
	0	116	0.061702		
	10	118	0.062766		
	20	123	0.065426		
	30	126	0.067021		
	40	124	0.065957		
	50	142	0.075532		
Reference Frequency: LTE Band 2(5MHz) Middle channel=18900 channel=1880.00MHz					
Power supplied (Vdc)	Temperature (°C)	Frequency error		Limit (ppm)	Result
		Hz	ppm		
3.80	-30	145	0.077128	±2.5	Pass
	-20	123	0.065426		
	-10	132	0.070213		
	0	136	0.072340		
	10	104	0.055319		
	20	141	0.075000		
	30	140	0.074468		
	40	128	0.068085		
	50	126	0.067021		

Reference Frequency: LTE Band 2(10MHz) Middle channel=18900 channel=1880.00MHz					
Power supplied (Vdc)	Temperature (°C)	Frequency error		Limit (ppm)	Result
		Hz	ppm		
3.80	-30	155	0.082447	±2.5	Pass
	-20	123	0.065426		
	-10	132	0.070213		
	0	104	0.055319		
	10	114	0.060638		
	20	116	0.061702		
	30	145	0.077128		
	40	142	0.075532		
	50	140	0.074468		
Reference Frequency: LTE Band 2(15MHz) Middle channel=18900 channel=1880.00MHz					
Power supplied (Vdc)	Temperature (°C)	Frequency error		Limit (ppm)	Result
		Hz	ppm		
3.80	-30	150	0.079787	±2.5	Pass
	-20	123	0.065426		
	-10	132	0.070213		
	0	136	0.072340		
	10	124	0.065957		
	20	127	0.067553		
	30	145	0.077128		
	40	140	0.074468		
	50	146	0.077660		
Reference Frequency: LTE Band 2(20MHz) Middle channel=18900 channel=1880.00MHz					
Power supplied (Vdc)	Temperature (°C)	Frequency error		Limit (ppm)	Result
		Hz	ppm		
3.80	-30	152	0.080851	±2.5	Pass
	-20	132	0.070213		
	-10	136	0.072340		
	0	138	0.073404		
	10	142	0.075532		
	20	140	0.074468		
	30	120	0.063830		
	40	126	0.067021		
	50	128	0.068085		

LTE Band 4(QPSK):

Reference Frequency: LTE Band 4(1.4MHz) Middle channel=20175 channel=1732.50MHz					
Power supplied (Vdc)	Temperature (°C)	Frequency error		Limit (ppm)	Result
		Hz	ppm		
3.80	-30	196	0.113131	±2.5	Pass
	-20	123	0.070996		
	-10	168	0.096970		
	0	142	0.081962		
	10	148	0.085426		
	20	129	0.074459		
	30	132	0.076190		
	40	136	0.078499		
	50	137	0.079076		
Reference Frequency: LTE Band 4(3MHz) Middle channel=20175 channel=1732.50MHz					
Power supplied (Vdc)	Temperature (°C)	Frequency error		Limit (ppm)	Result
		Hz	ppm		
3.80	-30	152	0.087734	±2.5	Pass
	-20	150	0.086580		
	-10	158	0.091198		
	0	162	0.093506		
	10	130	0.075036		
	20	134	0.077345		
	30	137	0.079076		
	40	126	0.072727		
	50	128	0.073882		
Reference Frequency: LTE Band 4(5MHz) Middle channel=20175 channel=1732.50MHz					
Power supplied (Vdc)	Temperature (°C)	Frequency error		Limit (ppm)	Result
		Hz	ppm		
3.80	-30	152	0.087734	±2.5	Pass
	-20	123	0.070996		
	-10	132	0.076190		
	0	136	0.078499		
	10	128	0.073882		
	20	142	0.081962		
	30	147	0.084848		
	40	104	0.060029		
	50	114	0.065801		

Reference Frequency: LTE Band 4(10MHz) Middle channel=20175 channel=1732.50MHz					
Power supplied (Vdc)	Temperature (°C)	Frequency error		Limit (ppm)	Result
		Hz	ppm		
3.80	-30	125	0.072150	±2.5	Pass
	-20	126	0.072727		
	-10	128	0.073882		
	0	114	0.065801		
	10	132	0.076190		
	20	138	0.079654		
	30	145	0.083694		
	40	140	0.080808		
	50	149	0.086003		
Reference Frequency: LTE Band 4(15MHz) Middle channel=20175 channel=1732.50MHz					
Power supplied (Vdc)	Temperature (°C)	Frequency error		Limit (ppm)	Result
		Hz	ppm		
3.80	-30	162	0.093506	±2.5	Pass
	-20	160	0.092352		
	-10	169	0.097547		
	0	174	0.100433		
	10	145	0.083694		
	20	148	0.085426		
	30	132	0.076190		
	40	138	0.079654		
	50	107	0.061760		
Reference Frequency: LTE Band 4(20MHz) Middle channel=20175 channel=1732.50MHz					
Power supplied (Vdc)	Temperature (°C)	Frequency error		Limit (ppm)	Result
		Hz	ppm		
3.80	-30	187	0.107937	±2.5	Pass
	-20	126	0.072727		
	-10	132	0.076190		
	0	130	0.075036		
	10	136	0.078499		
	20	145	0.083694		
	30	174	0.100433		
	40	165	0.095238		
	50	105	0.060606		

LTE Band 4(16QAM):

Reference Frequency: LTE Band 4(1.4MHz) Middle channel=20175 channel=1732.50MHz					
Power supplied (Vdc)	Temperature (°C)	Frequency error		Limit (ppm)	Result
		Hz	ppm		
3.80	-30	123	0.070996	±2.5	Pass
	-20	150	0.086580		
	-10	126	0.072727		
	0	127	0.073304		
	10	145	0.083694		
	20	140	0.080808		
	30	132	0.076190		
	40	108	0.062338		
	50	117	0.067532		
Reference Frequency: LTE Band 4(3MHz) Middle channel=20175 channel=1732.50MHz					
Power supplied (Vdc)	Temperature (°C)	Frequency error		Limit (ppm)	Result
		Hz	ppm		
3.80	-30	132	0.076190	±2.5	Pass
	-20	136	0.078499		
	-10	145	0.083694		
	0	148	0.085426		
	10	123	0.070996		
	20	129	0.074459		
	30	104	0.060029		
	40	108	0.062338		
	50	117	0.067532		
Reference Frequency: LTE Band 4(5MHz) Middle channel=20175 channel=1732.50MHz					
Power supplied (Vdc)	Temperature (°C)	Frequency error		Limit (ppm)	Result
		Hz	ppm		
3.80	-30	145	0.083694	±2.5	Pass
	-20	123	0.070996		
	-10	126	0.072727		
	0	134	0.077345		
	10	137	0.079076		
	20	104	0.060029		
	30	114	0.065801		
	40	149	0.086003		
	50	107	0.061760		

Reference Frequency: LTE Band 4(10MHz) Middle channel=20175 channel=1732.50MHz					
Power supplied (Vdc)	Temperature (°C)	Frequency error		Limit (ppm)	Result
		Hz	ppm		
3.80	-30	152	0.087734	±2.5	Pass
	-20	123	0.070996		
	-10	136	0.078499		
	0	128	0.073882		
	10	134	0.077345		
	20	114	0.065801		
	30	145	0.083694		
	40	149	0.086003		
	50	117	0.067532		
Reference Frequency: LTE Band 4(15MHz) Middle channel=20175 channel=1732.50MHz					
Power supplied (Vdc)	Temperature (°C)	Frequency error		Limit (ppm)	Result
		Hz	ppm		
3.80	-30	152	0.087734	±2.5	Pass
	-20	126	0.072727		
	-10	129	0.074459		
	0	134	0.077345		
	10	137	0.079076		
	20	104	0.060029		
	30	105	0.060606		
	40	108	0.062338		
	50	116	0.066955		
Reference Frequency: LTE Band 4(20MHz) Middle channel=20175 channel=1732.50MHz					
Power supplied (Vdc)	Temperature (°C)	Frequency error		Limit (ppm)	Result
		Hz	ppm		
3.80	-30	152	0.087734	±2.5	Pass
	-20	162	0.093506		
	-10	138	0.079654		
	0	134	0.077345		
	10	167	0.096392		
	20	107	0.061760		
	30	119	0.068687		
	40	117	0.067532		
	50	103	0.059452		

LTE Band 7(QPSK):

Reference Frequency: LTE Band 7(5MHz) Middle channel=21100Frequency=2535.00MHz					
Power supplied (Vdc)	Temperature (°C)	Frequency error		Limit (ppm)	Result
		Hz	ppm		
3.80	-30	192	0.075740	±2.5	Pass
	-20	123	0.048521		
	-10	165	0.065089		
	0	160	0.063116		
	10	127	0.050099		
	20	114	0.044970		
	30	107	0.042209		
	40	113	0.044576		
	50	109	0.042998		
Reference Frequency: LTE Band 7(10MHz) Middle channel=21100 Frequency=2535.00MHz					
Power supplied (Vdc)	Temperature (°C)	Frequency error		Limit (ppm)	Result
		Hz	ppm		
3.80	-30	152	0.059961	±2.5	Pass
	-20	162	0.063905		
	-10	130	0.051282		
	0	141	0.055621		
	10	171	0.067456		
	20	104	0.041026		
	30	119	0.046943		
	40	101	0.039842		
	50	113	0.044576		
Reference Frequency: LTE Band 7(15MHz) Middle channel=21100 Frequency=2535.00MHz					
Power supplied (Vdc)	Temperature (°C)	Frequency error		Limit (ppm)	Result
		Hz	ppm		
3.80	-30	152	0.059961	±2.5	Pass
	-20	134	0.052860		
	-10	145	0.057199		
	0	140	0.055227		
	10	130	0.051282		
	20	136	0.053649		
	30	141	0.055621		
	40	114	0.044970		
	50	126	0.049704		
Reference Frequency: LTE Band 7(20MHz) Middle channel=21100 Frequency=2535.00MHz					
Power supplied (Vdc)	Temperature (°C)	Frequency error		Limit (ppm)	Result
		Hz	ppm		
3.80	-30	126	0.049704	±2.5	Pass
	-20	123	0.048521		
	-10	104	0.041026		
	0	114	0.044970		
	10	108	0.042604		
	20	107	0.042209		
	30	133	0.052465		
	40	136	0.053649		
	50	130	0.051282		

LTE Band 7(16QAM):

Reference Frequency: LTE Band 7(5MHz) Middle channel=21100Frequency=2535.00MHz					
Power supplied (Vdc)	Temperature (°C)	Frequency error		Limit (ppm)	Result
		Hz	ppm		
3.80	-30	162	0.063905	±2.5	Pass
	-20	123	0.048521		
	-10	145	0.057199		
	0	107	0.042209		
	10	114	0.044970		
	20	108	0.042604		
	30	103	0.040631		
	40	101	0.039842		
	50	135	0.053254		
Reference Frequency: LTE Band 7(10MHz) Middle channel=21100 Frequency=2535.00MHz					
Power supplied (Vdc)	Temperature (°C)	Frequency error		Limit (ppm)	Result
		Hz	ppm		
3.80	-30	165	0.065089	±2.5	Pass
	-20	123	0.048521		
	-10	104	0.041026		
	0	128	0.050493		
	10	114	0.044970		
	20	116	0.045759		
	30	107	0.042209		
	40	121	0.047732		
	50	135	0.053254		
Reference Frequency: LTE Band 7(15MHz) Middle channel=21100 Frequency=2535.00MHz					
Power supplied (Vdc)	Temperature (°C)	Frequency error		Limit (ppm)	Result
		Hz	ppm		
3.80	-30	165	0.065089	2.5	Pass
	-20	123	0.048521		
	-10	134	0.052860		
	0	104	0.041026		
	10	117	0.046154		
	20	109	0.042998		
	30	112	0.044181		
	40	145	0.057199		
	50	140	0.055227		
Reference Frequency: LTE Band 7(20MHz) Middle channel=21100 Frequency=2535.00MHz					
Power supplied (Vdc)	Temperature (°C)	Frequency error		Limit (ppm)	Result
		Hz	ppm		
3.80	-30	132	0.052071	2.5	Pass
	-20	104	0.041026		
	-10	165	0.065089		
	0	102	0.040237		
	10	145	0.057199		
	20	130	0.051282		
	30	150	0.059172		
	40	158	0.062327		
	50	126	0.049704		

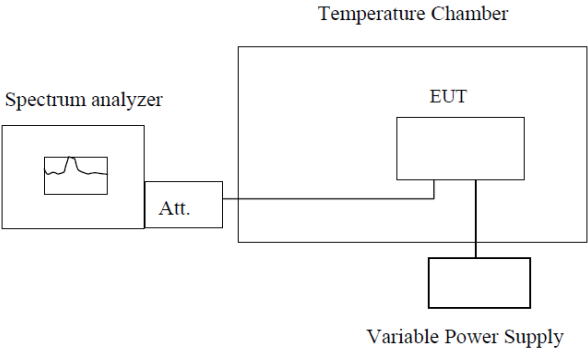
LTE Band 17(QPSK):

Reference Frequency: LTE Band 17(5MHz) Middle channel=23790 channel=710.00MHz					
Power supplied (Vdc)	Temperature (°C)	Frequency error		Limit (ppm)	Result
		Hz	ppm		
3.80	-30	198	0.278873	±2.5	Pass
	-20	123	0.173239		
	-10	165	0.232394		
	0	187	0.263380		
	10	180	0.253521		
	20	174	0.245070		
	30	170	0.239437		
	40	145	0.204225		
	50	150	0.211268		
Reference Frequency: LTE Band 17(10MHz) Middle channel=23790 channel=710.00MHz					
Power supplied (Vdc)	Temperature (°C)	Frequency error		Limit (ppm)	Result
		Hz	ppm		
3.80	-30	196	0.276056	±2.5	Pass
	-20	123	0.173239		
	-10	151	0.212676		
	0	150	0.211268		
	10	142	0.200000		
	20	114	0.160563		
	30	107	0.150704		
	40	103	0.145070		
	50	134	0.188732		

LTE Band 17(16QAM):

Reference Frequency: LTE Band 17(5MHz) Middle channel=23790 channel=710.00MHz					
Power supplied (Vdc)	Temperature (°C)	Frequency error		Limit (ppm)	Result
		Hz	ppm		
3.80	-30	123	0.173239	±2.5	Pass
	-20	120	0.169014		
	-10	152	0.214085		
	0	104	0.146479		
	10	146	0.205634		
	20	160	0.225352		
	30	107	0.150704		
	40	117	0.164789		
	50	150	0.211268		
Reference Frequency: LTE Band 17(10MHz) Middle channel=23790 channel=710.00MHz					
Power supplied (Vdc)	Temperature (°C)	Frequency error		Limit (ppm)	Result
		Hz	ppm		
3.80	-30	156	0.219718	±2.5	Pass
	-20	123	0.173239		
	-10	114	0.160563		
	0	128	0.180282		
	10	145	0.204225		
	20	140	0.197183		
	30	160	0.225352		
	40	162	0.228169		
	50	131	0.184507		

6.13 Frequency stability V.S. Voltage measurement

Test Requirement:	FCC Part2.1055(d)(1)(2)
Test Method:	FCC Part2.1055(d)(1)(2)
Limit:	2.5ppm
Test setup:	 <p style="text-align: center;">Temperature Chamber</p> <p style="text-align: center;">Spectrum analyzer</p> <p style="text-align: center;">Att.</p> <p style="text-align: center;">EUT</p> <p style="text-align: center;">Variable Power Supply</p> <p>Note : Measurement setup for testing on Antenna connector</p>
Test procedure:	<ol style="list-style-type: none"> 1. Set chamber temperature to 25°C. Use a variable DC power source to power the EUT and set the voltage to rated voltage. 2. Set the spectrum analyzer RBW low enough to obtain the desired frequency resolution and recorded the frequency. 3. Reduce the input voltage to specify extreme voltage variation (+/- 15%) and endpoint, record the maximum frequency change.
Test Instruments:	Refer to section 5.8 for details
Test mode:	Refer to section 5.3 for details, and all channels have been tested, only shows the worst channel data in this report.
Test results:	Passed

Measurement Data (the worst channel):

LTE Band 2(QPSK):

Reference Frequency: LTE Band 2(1.4MHz) Middle channel=18900 channel=1880.00MHz					
Temperature (°C)	Power supplied (Vdc)	Frequency error		Limit (ppm)	Result
		Hz	ppm		
25	4.37	99	0.052660	±2.5	Pass
	3.80	85	0.045213		
	3.23	60	0.031915		
Reference Frequency: LTE Band 2(3MHz) Middle channel=18900 channel=1880.00MHz					
Temperature (°C)	Power supplied (Vdc)	Frequency error		Limit (ppm)	Result
		Hz	ppm		
25	4.37	74	0.039362	±2.5	Pass
	3.80	81	0.043085		
	3.23	90	0.047872		
Reference Frequency: LTE Band 2(5MHz) Middle channel=18900 channel=1880.00MHz					
Temperature (°C)	Power supplied (Vdc)	Frequency error		Limit (ppm)	Result
		Hz	ppm		
25	4.37	65	0.034574	±2.5	Pass
	3.80	45	0.023936		
	3.23	90	0.047872		
Reference Frequency: LTE Band 2(10MHz) Middle channel=18900 channel=1880.00MHz					
Temperature (°C)	Power supplied (Vdc)	Frequency error		Limit (ppm)	Result
		Hz	ppm		
25	4.37	96	0.051064	±2.5	Pass
	3.80	85	0.045213		
	3.23	74	0.039362		
Reference Frequency: LTE Band 2(15MHz) Middle channel=18900 channel=1880.00MHz					
Temperature (°C)	Power supplied (Vdc)	Frequency error		Limit (ppm)	Result
		Hz	ppm		
25	4.37	82	0.043617	±2.5	Pass
	3.80	64	0.034043		
	3.23	91	0.048404		
Reference Frequency: LTE Band 2(20MHz) Middle channel=20175 channel=1880.00MHz					
Temperature (°C)	Power supplied (Vdc)	Frequency error		Limit (ppm)	Result
		Hz	ppm		
25	4.37	48	0.025532	±2.5	Pass
	3.80	78	0.041489		
	3.23	95	0.050532		

LTE Band 2(16QAM):

Reference Frequency: LTE Band 2(1.4MHz) Middle channel=18900 channel=1880.00MHz					
Temperature (°C)	Power supplied (Vdc)	Frequency error		Limit (ppm)	Result
		Hz	ppm		
25	4.37	88	0.046809	±2.5	Pass
	3.80	56	0.029787		
	3.23	67	0.035638		
Reference Frequency: LTE Band 2(3MHz) Middle channel=18900 channel=1880.00MHz					
Temperature (°C)	Power supplied (Vdc)	Frequency error		Limit (ppm)	Result
		Hz	ppm		
25	4.37	75	0.039894	±2.5	Pass
	3.80	79	0.042021		
	3.23	64	0.034043		
Reference Frequency: LTE Band 2(5MHz) Middle channel=18900 channel=1880.00MHz					
Temperature (°C)	Power supplied (Vdc)	Frequency error		Limit (ppm)	Result
		Hz	ppm		
25	4.37	82	0.043617	±2.5	Pass
	3.80	86	0.045745		
	3.23	94	0.050000		
Reference Frequency: LTE Band 2(10MHz) Middle channel=18900 channel=1880.00MHz					
Temperature (°C)	Power supplied (Vdc)	Frequency error		Limit (ppm)	Result
		Hz	ppm		
25	4.37	74	0.039362	±2.5	Pass
	3.80	81	0.043085		
	3.23	96	0.051064		
Reference Frequency: LTE Band 2(15MHz) Middle channel=18900 channel=1880.00MHz					
Temperature (°C)	Power supplied (Vdc)	Frequency error		Limit (ppm)	Result
		Hz	ppm		
25	4.37	55	0.029255	±2.5	Pass
	3.80	87	0.046277		
	3.23	76	0.040426		
Reference Frequency: LTE Band 2(20MHz) Middle channel=18900 channel=1880.00MHz					
Temperature (°C)	Power supplied (Vdc)	Frequency error		Limit (ppm)	Result
		Hz	ppm		
25	4.37	84	0.044681	±2.5	Pass
	3.80	92	0.048936		
	3.23	64	0.034043		

LTE Band 4(QPSK):

Reference Frequency: LTE Band 4(1.4MHz) Middle channel=20175 channel=1732.50MHz					
Temperature (°C)	Power supplied (Vdc)	Frequency error		Limit (ppm)	Result
		Hz	ppm		
25	4.37	98	0.056566	±2.5	Pass
	3.80	75	0.043290		
	3.23	64	0.036941		
Reference Frequency: LTE Band 4(3MHz) Middle channel=20175 channel=1732.50MHz					
Temperature (°C)	Power supplied (Vdc)	Frequency error		Limit (ppm)	Result
		Hz	ppm		
25	4.37	74	0.042713	±2.5	Pass
	3.80	81	0.046753		
	3.23	62	0.035786		
Reference Frequency: LTE Band 4(5MHz) Middle channel=20175 channel=1732.50MHz					
Temperature (°C)	Power supplied (Vdc)	Frequency error		Limit (ppm)	Result
		Hz	ppm		
25	4.37	69	0.039827	±2.5	Pass
	3.80	85	0.049062		
	3.23	49	0.028283		
Reference Frequency: LTE Band 4(10MHz) Middle channel=20175 channel=1732.50MHz					
Temperature (°C)	Power supplied (Vdc)	Frequency error		Limit (ppm)	Result
		Hz	ppm		
25	4.37	82	0.047330	±2.5	Pass
	3.80	76	0.043867		
	3.23	94	0.054257		
Reference Frequency: LTE Band 4(15MHz) Middle channel=20175 channel=1732.50MHz					
Temperature (°C)	Power supplied (Vdc)	Frequency error		Limit (ppm)	Result
		Hz	ppm		
25	4.37	85	0.049062	±2.5	Pass
	3.80	47	0.027128		
	3.23	96	0.055411		
Reference Frequency: LTE Band 4(20MHz) Middle channel=20175 channel=1732.50MHz					
Temperature (°C)	Power supplied (Vdc)	Frequency error		Limit (ppm)	Result
		Hz	ppm		
25	4.37	77	0.044444	±2.5	Pass
	3.80	81	0.046753		
	3.23	95	0.054834		

LTE Band 4(16QAM):

Reference Frequency: LTE Band 4(1.4MHz) Middle channel=20175 channel=1732.50MHz					
Temperature (°C)	Power supplied (Vdc)	Frequency error		Limit (ppm)	Result
		Hz	ppm		
25	4.37	98	0.056566	±2.5	Pass
	3.80	75	0.043290		
	3.23	64	0.036941		
Reference Frequency: LTE Band 4(3MHz) Middle channel=20175 channel=1732.50MHz					
Temperature (°C)	Power supplied (Vdc)	Frequency error		Limit (ppm)	Result
		Hz	ppm		
25	4.37	84	0.048485	±2.5	Pass
	3.80	75	0.043290		
	3.23	96	0.055411		
Reference Frequency: LTE Band 4(5MHz) Middle channel=20175 channel=1732.50MHz					
Temperature (°C)	Power supplied (Vdc)	Frequency error		Limit (ppm)	Result
		Hz	ppm		
25	4.37	82	0.047330	±2.5	Pass
	3.80	71	0.040981		
	3.23	45	0.025974		
Reference Frequency: LTE Band 4(10MHz) Middle channel=20175 channel=1732.50MHz					
Temperature (°C)	Power supplied (Vdc)	Frequency error		Limit (ppm)	Result
		Hz	ppm		
25	4.37	66	0.038095	±2.5	Pass
	3.80	85	0.049062		
	3.23	48	0.027706		
Reference Frequency: LTE Band 4(15MHz) Middle channel=20175 channel=1732.50MHz					
Temperature (°C)	Power supplied (Vdc)	Frequency error		Limit (ppm)	Result
		Hz	ppm		
25	4.37	96	0.055411	±2.5	Pass
	3.80	82	0.047330		
	3.23	74	0.042713		
Reference Frequency: LTE Band 4(20MHz) Middle channel=20175 channel=1732.50MHz					
Temperature (°C)	Power supplied (Vdc)	Frequency error		Limit (ppm)	Result
		Hz	ppm		
25	4.37	68	0.039250	±2.5	Pass
	3.80	45	0.025974		
	3.23	71	0.040981		

LTE Band 7(QPSK):

Reference Frequency: LTE Band 7(5MHz) Middle channel=21100 Frequency=2535.00MHz					
Temperature (°C)	Power supplied (Vdc)	Frequency error		Limit (ppm)	Result
		Hz	ppm		
25	4.37	55	0.021696	±2.5	Pass
	3.80	84	0.033136		
	3.23	96	0.037870		
Reference Frequency: LTE Band 7(10MHz) Middle channel=21100 Frequency=2535.00MHz					
Temperature (°C)	Power supplied (Vdc)	Frequency error		Limit (ppm)	Result
		Hz	ppm		
25	4.37	67	0.026430	±2.5	Pass
	3.80	74	0.029191		
	3.23	89	0.035108		
Reference Frequency: LTE Band 7(15MHz) Middle channel=21100 Frequency=2535.00MHz					
Temperature (°C)	Power supplied (Vdc)	Frequency error		Limit (ppm)	Result
		Hz	ppm		
25	4.37	74	0.029191	±2.5	Pass
	3.80	82	0.032347		
	3.23	96	0.037870		
Reference Frequency: LTE Band 7(20MHz) Middle channel=21100 Frequency=2535.00MHz					
Temperature (°C)	Power supplied (Vdc)	Frequency error		Limit (ppm)	Result
		Hz	ppm		
25	4.37	71	0.028008	±2.5	Pass
	3.80	45	0.017751		
	3.23	63	0.024852		

LTE Band 7(16QAM):

Reference Frequency: LTE Band 7(5MHz) Middle channel=21100 Frequency=2535.00MHz					
Temperature (°C)	Power supplied (Vdc)	Frequency error		Limit (ppm)	Result
		Hz	ppm		
25	4.37	99	0.039053	±2.5	Pass
	3.80	85	0.033531		
	3.23	64	0.025247		
Reference Frequency: LTE Band 7(10MHz) Middle channel=21100 Frequency=2535.00MHz					
Temperature (°C)	Power supplied (Vdc)	Frequency error		Limit (ppm)	Result
		Hz	ppm		
25	4.37	74	0.029191	±2.5	Pass
	3.80	88	0.034714		
	3.23	94	0.037081		
Reference Frequency: LTE Band 7(15MHz) Middle channel=21100 Frequency=2535.00MHz					
Temperature (°C)	Power supplied (Vdc)	Frequency error		Limit (ppm)	Result
		Hz	ppm		
25	4.37	45	0.017751	±2.5	Pass
	3.80	92	0.036292		
	3.23	66	0.026036		
Reference Frequency: LTE Band 7(20MHz) Middle channel=21100 Frequency=2535.00MHz					
Temperature (°C)	Power supplied (Vdc)	Frequency error		Limit (ppm)	Result
		Hz	ppm		
25	4.37	85	0.033531	±2.5	Pass
	3.80	62	0.024458		
	3.23	48	0.018935		

LTE Band 17(QPSK):

Reference Frequency: LTE Band 17(5MHz) Middle channel=23790 channel=710.00MHz					
Temperature (°C)	Power supplied (Vdc)	Frequency error		Limit (ppm)	Result
		Hz	ppm		
25	4.37	77	0.108451	±2.5	Pass
	3.80	84	0.118310		
	3.23	69	0.097183		
Reference Frequency: LTE Band 17(10MHz) Middle channel=23790 channel=710.00MHz					
Temperature (°C)	Power supplied (Vdc)	Frequency error		Limit (ppm)	Result
		Hz	ppm		
25	4.37	82	0.115493	±2.5	Pass
	3.80	64	0.090141		
	3.23	90	0.126761		

LTE Band 17(16QAM):

Reference Frequency: LTE Band 17(5MHz) Middle channel=23790 channel=710.00MHz					
Temperature (°C)	Power supplied (Vdc)	Frequency error		Limit (ppm)	Result
		Hz	ppm		
25	4.37	74	0.104225	±2.5	Pass
	3.80	85	0.119718		
	3.23	96	0.135211		
Reference Frequency: LTE Band 17(10MHz) Middle channel=23790 channel=710.00MHz					
Temperature (°C)	Power supplied (Vdc)	Frequency error		Limit (ppm)	Result
		Hz	ppm		
25	4.37	74	0.104225	±2.5	Pass
	3.80	80	0.112676		
	3.23	49	0.069014		