Appendix B

Measurement Plots

Date/Time: 06/22/04 07:32:40

Test Laboratory: ELECTRONIC TECHNOLOGY SYSTEMS DR. GENZ GMBH

Dipol Valid.900(h)_250mW_22.06.04

DUT: Dipole 900 MHz; Type: D900V2; Serial: 164

Communication System: CW; Frequency: 900 MHz;Duty Cycle: 1:1
Medium: Head 900 MHz Medium parameters used (interpolated): f = 900 MHz; σ = 0.958 mho/m; ε_r = 41.3; ρ = 1000 kg/m^3
Phantom section: Flat Section

DASY4 Configuration:

- Probe: ET3DV6 - SN1711; ConvF(6.2, 6.2, 6.2); Calibrated: 12/16/2003
- Sensor-Surface: 4mm (Mechanical And Optical Surface Detection)
- Electronics: DAE3 Sn522; Calibrated: 1/12/2004
- Phantom: SAM 12; Type: TP-1217; Serial: QD000P40CA
- Measurement SW: DASY4, V4.2 Build 44; Postprocessing SW: SEMCAD, V1.8 Build 112

Dipol 900 (250mW)/Area Scan (51x81x1): Measurement grid: dx=15mm, dy=15mm
Reference Value = 55.5 V/m; Power Drift = -0.0 dB
Maximum value of SAR (interpolated) = 2.99 mW/g

Dipol 900 (250mW)/Zoom Scan (7x7x7)/Cube 0: Measurement grid: dx=5mm, dy=5mm, dz=5mm
Reference Value = 55.5 V/m; Power Drift = -0.0 dB
Maximum value of SAR (measured) = 2.82 mW/g
Peak SAR (extrapolated) = 4.27 W/kg
SAR(1 g) = 2.58 mW/g; SAR(10 g) = 1.71 mW/g

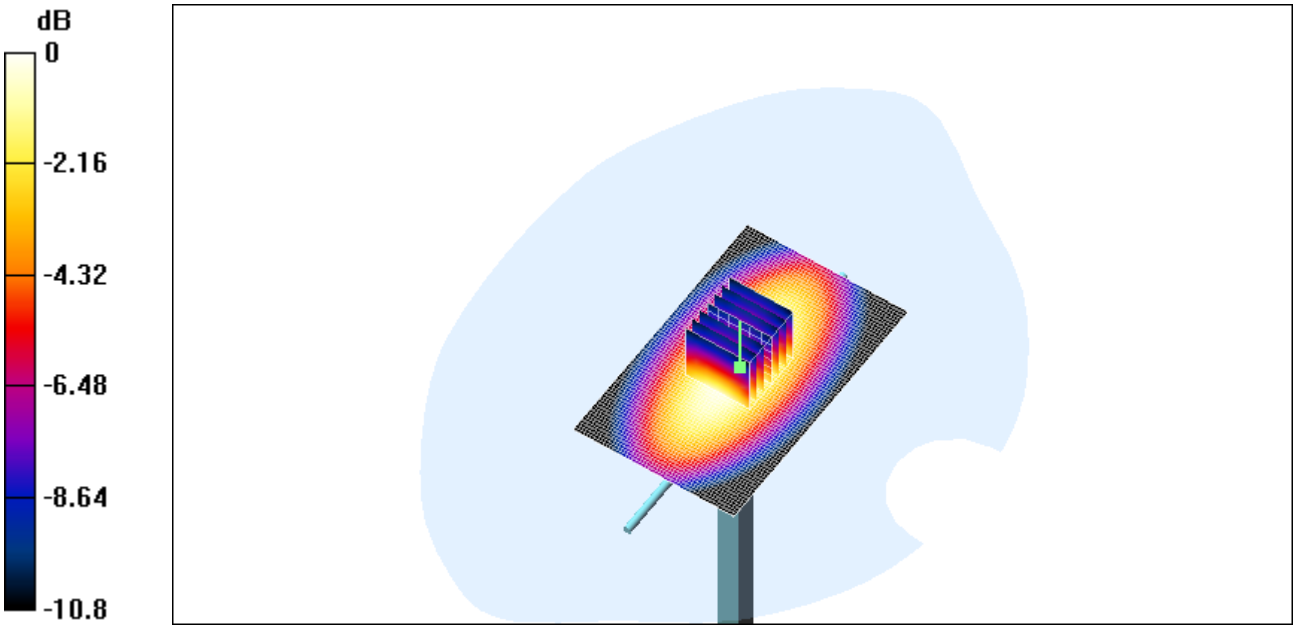

0 dB = 2.82mW/g

Date/Time: 06/15/04 07:10:58

Test Laboratory: ELECTRONIC TECHNOLOGY SYSTEMS DR. GENZ GMBH

Dipol Valid.1900(h)_250mW_15.06.04

DUT: Dipole 1900 MHz; Type: D1900V2; Serial: 5d025

Communication System: CW; Frequency: 1900 MHz;Duty Cycle: 1:1
Medium: Head 1900 MHz Medium parameters used (interpolated): f = 1900 MHz; σ = 1.42 mho/m; ε_r = 39.8; ρ = 1000 kg/m^3
Phantom section: Flat Section

DASY4 Configuration:

- Probe: ET3DV6 - SN1711; ConvF(5.2, 5.2, 5.2); Calibrated: 12/16/2003
- Sensor-Surface: 4mm (Mechanical And Optical Surface Detection)
- Electronics: DAE3 Sn522; Calibrated: 1/12/2004
- Phantom: SAM 12; Type: TP-1217; Serial: QD000P40CA
- Measurement SW: DASY4, V4.2 Build 44; Postprocessing SW: SEMCAD, V1.8 Build 112

Dipol 1900 (250mW)/Area Scan (81x81x1): Measurement grid: dx=10mm, dy=10mm
Reference Value = 93.3 V/m; Power Drift = -0.0 dB
Maximum value of SAR (interpolated) = 11.1 mW/g

Dipol 1900 (250mW)/Zoom Scan (7x7x7)/Cube 0: Measurement grid: dx=5mm, dy=5mm, dz=5mm
Reference Value = 93.3 V/m; Power Drift = -0.0 dB
Maximum value of SAR (measured) = 10.8 mW/g
Peak SAR (extrapolated) = 16.4 W/kg
SAR(1 g) = 9.95 mW/g; SAR(10 g) = 5.13 mW/g



0 dB = 10.8mW/g

Date/Time: 06/24/04 07:06:58

Test Laboratory: ELECTRONIC TECHNOLOGY SYSTEMS DR. GENZ GMBH

Dipol Valid.900(m)_250mW_24.06.04

DUT: Dipole 900 MHz; Type: D900V2; Serial: 164

Communication System: CW; Frequency: 900 MHz;Duty Cycle: 1:1
Medium: Muscle 900 MHz Medium parameters used: f = 900 MHz; σ = 1.04 mho/m; ε_r = 54.4; ρ = 1000 kg/m^3
Phantom section: Flat Section

DASY4 Configuration:

- Probe: ET3DV6 - SN1711; ConvF(6, 6, 6); Calibrated: 12/16/2003
- Sensor-Surface: 4mm (Mechanical And Optical Surface Detection)
- Electronics: DAE3 Sn522; Calibrated: 1/12/2004
- Phantom: SAM 12; Type: TP-1217; Serial: QD000P40CA
- Measurement SW: DASY4, V4.2 Build 44; Postprocessing SW: SEMCAD, V1.8 Build 112

Dipol 900 (250mW)/Area Scan (81x131x1): Measurement grid: dx=10mm, dy=10mm
Reference Value = 56.7 V/m; Power Drift = -0.0 dB
Maximum value of SAR (interpolated) = 3.06 mW/g

Dipol 900 (250mW)/Zoom Scan (7x7x7)/Cube 0: Measurement grid: dx=5mm, dy=5mm, dz=5mm
Reference Value = 56.7 V/m; Power Drift = -0.0 dB
Maximum value of SAR (measured) = 3.02 mW/g
Peak SAR (extrapolated) = 4.1 W/kg
SAR(1 g) = 2.75 mW/g; SAR(10 g) = 1.77 mW/g

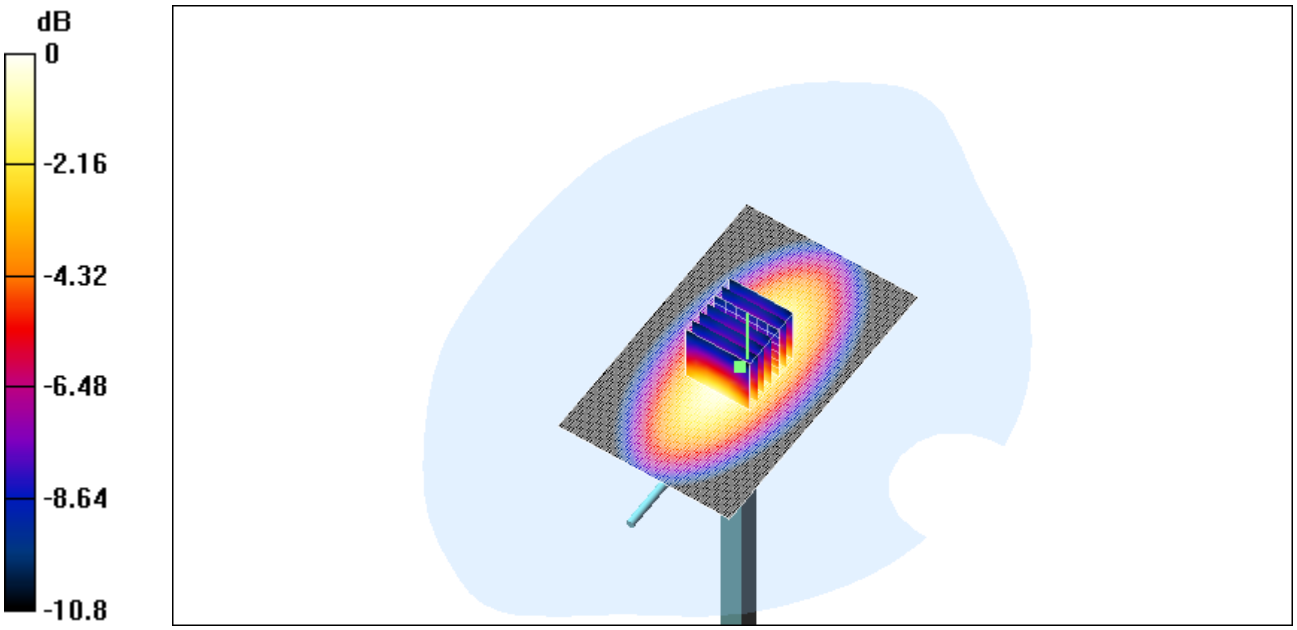

0 dB = 3.02mW/g

Date/Time: 06/11/04 07:14:21

Test Laboratory: ELECTRONIC TECHNOLOGY SYSTEMS DR. GENZ GMBH

Dipol Valid.1900(m)_250mW_11.06.2004

DUT: Dipole 1900 MHz; Type: D1900V2; Serial: 5d025

Communication System: CW; Frequency: 1900 MHz;Duty Cycle: 1:1
Medium: Muscle 1900 MHz Medium parameters used: f = 1900 MHz; σ = 1.58 mho/m; ε_r = 51.9; ρ = 1000 kg/m^3
Phantom section: Flat Section

DASY4 Configuration:

- Probe: ET3DV6 - SN1711; ConvF(4.6, 4.6, 4.6); Calibrated: 12/16/2003
- Sensor-Surface: 4mm (Mechanical And Optical Surface Detection)
- Electronics: DAE3 Sn522; Calibrated: 1/12/2004
- Phantom: SAM 12; Type: TP-1217; Serial: QD000P40CA
- Measurement SW: DASY4, V4.2 Build 44; Postprocessing SW: SEMCAD, V1.8 Build 112

Dipol 1900 (250mW)/Area Scan (81x81x1): Measurement grid: dx=10mm, dy=10mm
Reference Value = 98.9 V/m; Power Drift = 0.0 dB
Maximum value of SAR (interpolated) = 13.1 mW/g

Dipol 1900 (250mW)/Zoom Scan (7x7x7)/Cube 0: Measurement grid: dx=5mm, dy=5mm, dz=5mm
Reference Value = 98.9 V/m; Power Drift = 0.0 dB
Maximum value of SAR (measured) = 12.8 mW/g
Peak SAR (extrapolated) = 18.6 W/kg
SAR(1 g) = 10.55 mW/g; SAR(10 g) = 5.83 mW/g

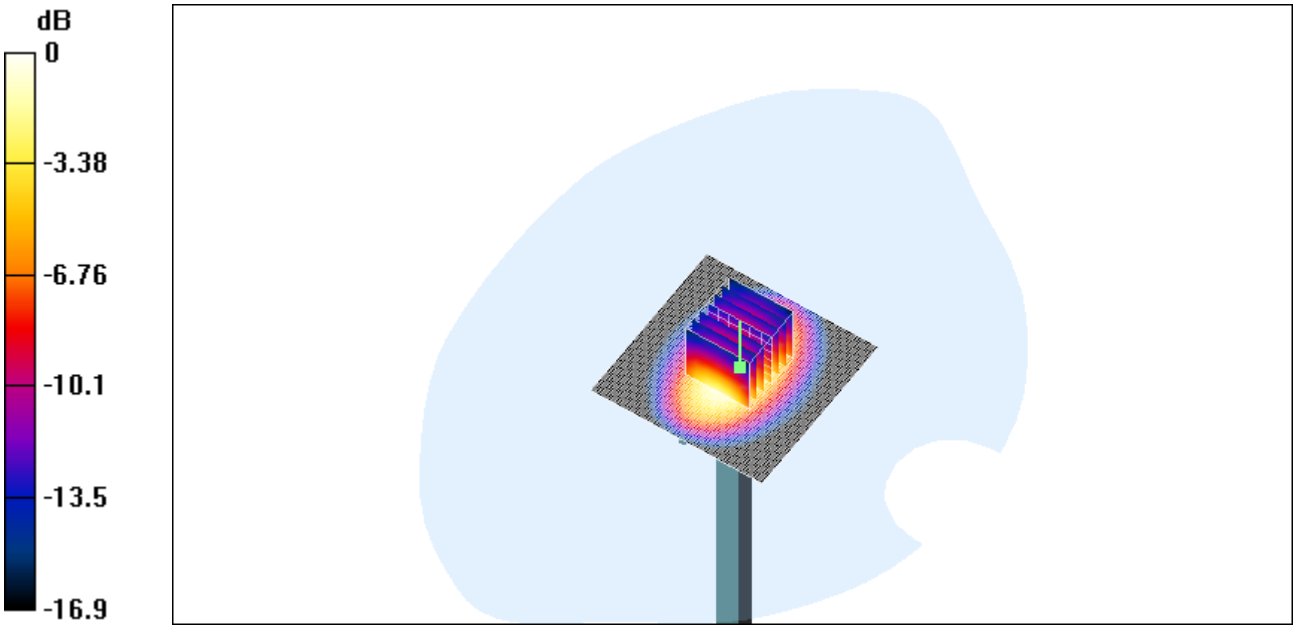

0 dB = 12.8mW/g

Date/Time: 06/23/04 07:16:32

Test Laboratory: ELECTRONIC TECHNOLOGY SYSTEMS DR. GENZ GMBH

Dipol Valid.900(h)_250mW_23.06.04

DUT: Dipole 900 MHz; Type: D900V2; Serial: 164

Communication System: CW; Frequency: 900 MHz;Duty Cycle: 1:1
Medium: Head 900 MHz Medium parameters used (interpolated): f = 900 MHz; σ = 0.958 mho/m; ε_r = 41.3; ρ = 1000 kg/m^3
Phantom section: Flat Section

DASY4 Configuration:

- Probe: ET3DV6 - SN1711; ConvF(6.2, 6.2, 6.2); Calibrated: 12/16/2003
- Sensor-Surface: 4mm (Mechanical And Optical Surface Detection)
- Electronics: DAE3 Sn522; Calibrated: 1/12/2004
- Phantom: SAM 12; Type: TP-1217; Serial: QD000P40CA
- Measurement SW: DASY4, V4.2 Build 44; Postprocessing SW: SEMCAD, V1.8 Build 112

Dipol 900 (250mW)/Area Scan (81x131x1): Measurement grid: dx=10mm, dy=10mm
Reference Value = 58.2 V/m; Power Drift = -0.0 dB
Maximum value of SAR (interpolated) = 2.78 mW/g

Dipol 900 (250mW)/Zoom Scan (7x7x7)/Cube 0: Measurement grid: dx=5mm, dy=5mm, dz=5mm
Reference Value = 58.2 V/m; Power Drift = -0.0 dB
Maximum value of SAR (measured) = 2.78 mW/g
Peak SAR (extrapolated) = 4.15 W/kg
SAR(1 g) = 2.53 mW/g; SAR(10 g) = 1.64 mW/g

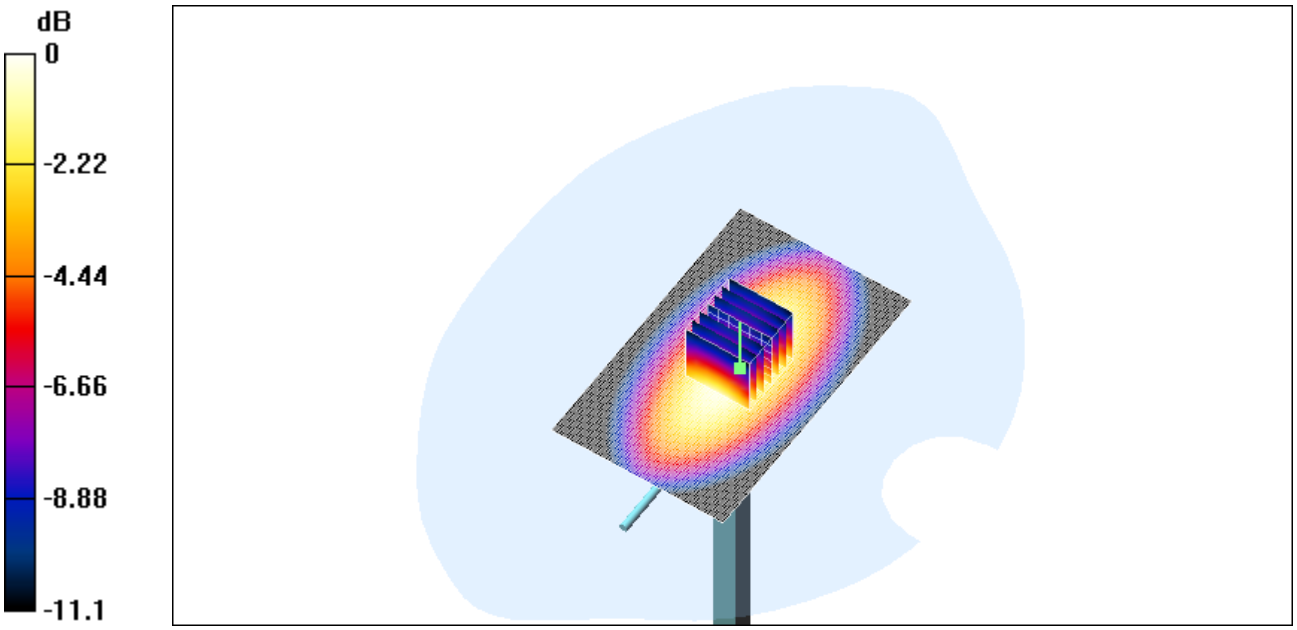

0 dB = 2.78mW/g

Date/Time: 06/16/04 06:45:13

Test Laboratory: ELECTRONIC TECHNOLOGY SYSTEMS DR. GENZ GMBH

Dipol Valid.1900(h)_250mW_16.06.04

DUT: Dipole 1900 MHz; Type: D1900V2; Serial: 5d025

Communication System: CW; Frequency: 1900 MHz;Duty Cycle: 1:1
Medium: Head 1900 MHz Medium parameters used (interpolated): f = 1900 MHz; σ = 1.42 mho/m; ε_r = 39.8; ρ = 1000 kg/m^3
Phantom section: Flat Section

DASY4 Configuration:

- Probe: ET3DV6 - SN1711; ConvF(5.2, 5.2, 5.2); Calibrated: 12/16/2003
- Sensor-Surface: 4mm (Mechanical And Optical Surface Detection)
- Electronics: DAE3 Sn522; Calibrated: 1/12/2004
- Phantom: SAM 12; Type: TP-1217; Serial: QD000P40CA
- Measurement SW: DASY4, V4.2 Build 44; Postprocessing SW: SEMCAD, V1.8 Build 112

Dipol 1900 (250mW)/Area Scan (81x81x1): Measurement grid: dx=10mm, dy=10mm
Reference Value = 95.6 V/m; Power Drift = 0.1 dB
Maximum value of SAR (interpolated) = 11.5 mW/g

Dipol 1900 (250mW)/Zoom Scan (7x7x7)/Cube 0: Measurement grid: dx=5mm, dy=5mm, dz=5mm
Reference Value = 95.6 V/m; Power Drift = 0.1 dB
Maximum value of SAR (measured) = 11.1 mW/g
Peak SAR (extrapolated) = 18.2 W/kg
SAR(1 g) = 10.2 mW/g; SAR(10 g) = 5.16 mW/g



0 dB = 11.1mW/g

Date/Time: 06/14/04 07:47:05

Test Laboratory: ELECTRONIC TECHNOLOGY SYSTEMS DR. GENZ GMBH

Dipol Valid.1900(m)_250mW_14.06.04

DUT: Dipole 1900 MHz; Type: D1900V2; Serial: 5d025

Communication System: CW; Frequency: 1900 MHz;Duty Cycle: 1:1
Medium: Muscle 1900 MHz Medium parameters used: f = 1900 MHz; σ = 1.58 mho/m; ε_r = 51.9; ρ = 1000 kg/m^3
Phantom section: Flat Section

DASY4 Configuration:

- Probe: ET3DV6 - SN1711; ConvF(4.6, 4.6, 4.6); Calibrated: 12/16/2003
- Sensor-Surface: 4mm (Mechanical And Optical Surface Detection)
- Electronics: DAE3 Sn522; Calibrated: 1/12/2004
- Phantom: SAM 12; Type: TP-1217; Serial: QD000P40CA
- Measurement SW: DASY4, V4.2 Build 44; Postprocessing SW: SEMCAD, V1.8 Build 112

Dipol 1900 (250mW)/Area Scan (81x81x1): Measurement grid: dx=10mm, dy=10mm
Reference Value = 91.7 V/m; Power Drift = -0.0 dB
Maximum value of SAR (interpolated) = 13.3 mW/g

Dipol 1900 (250mW)/Zoom Scan (7x7x7)/Cube 0: Measurement grid: dx=5mm, dy=5mm, dz=5mm
Reference Value = 91.7 V/m; Power Drift = -0.0 dB
Maximum value of SAR (measured) = 12.9 mW/g
Peak SAR (extrapolated) = 18.7 W/kg
SAR(1 g) = 10.65 mW/g; SAR(10 g) = 5.86 mW/g

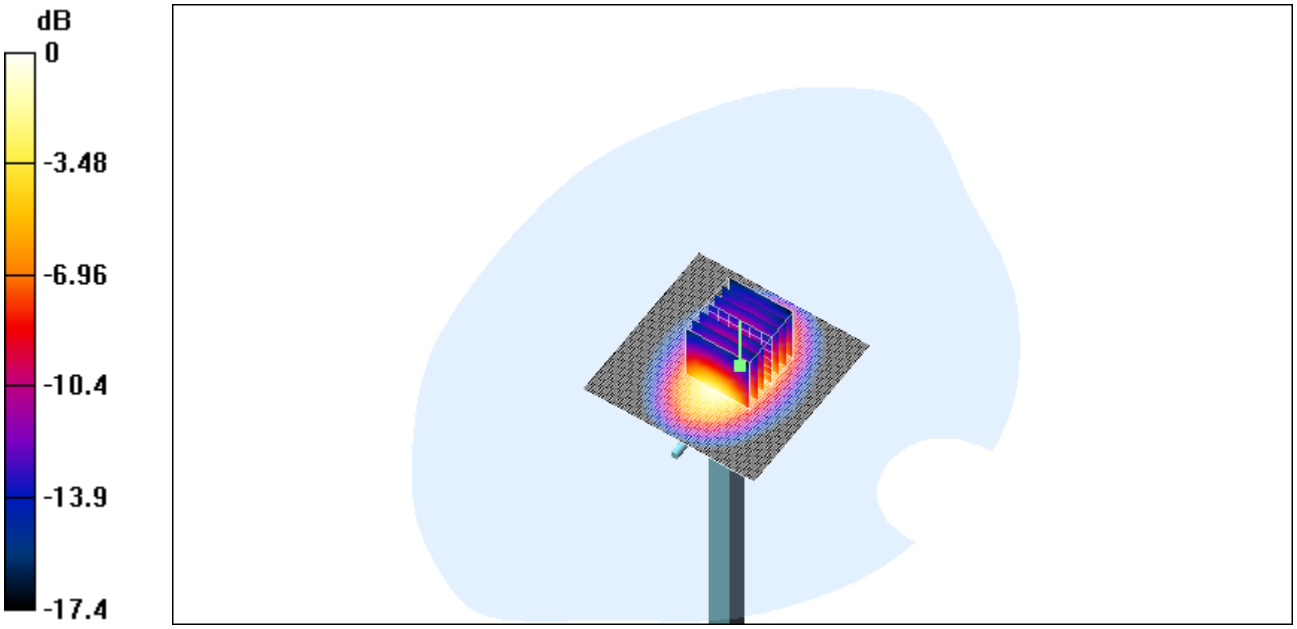

0 dB = 12.9mW/g

Date/Time: 06/23/04 10:02:14

Test Laboratory: ELECTRONIC TECHNOLOGY SYSTEMS DR. GENZ GMBH

850_right_ch128_cheek_closed

DUT: GPRS Dual-Band(GSM850/PCS1900)Handset Phase II +; Type: ---; Serial: EB-X500U

Communication System: GSM 850; Frequency: 824.2 MHz;Duty Cycle: 1:8.3
Medium: Head 850 MHz Medium parameters used (interpolated): f = 824.2 MHz; σ = 0.892 mho/m; ε_r = 42.2; ρ = 1000 kg/m^3
Phantom section: Right Section

DASY4 Configuration:

- Probe: ET3DV6 - SN1711; ConvF(6.2, 6.2, 6.2); Calibrated: 12/16/2003
- Sensor-Surface: 4mm (Mechanical And Optical Surface Detection)
- Electronics: DAE3 Sn522; Calibrated: 1/12/2004
- Phantom: SAM 12; Type: TP-1217; Serial: QD000P40CA
- Measurement SW: DASY4, V4.2 Build 44; Postprocessing SW: SEMCAD, V1.8 Build 112

EB-X500U/Area Scan (91x161x1): Measurement grid: dx=10mm, dy=10mm
Reference Value = 6.22 V/m; Power Drift = 0.0 dB
Maximum value of SAR (interpolated) = 0.076 mW/g

EB-X500U/Zoom Scan (7x7x7)/Cube 0: Measurement grid: dx=5mm, dy=5mm, dz=5mm
Reference Value = 6.22 V/m; Power Drift = 0.0 dB
Maximum value of SAR (measured) = 0.076 mW/g
Peak SAR (extrapolated) = 0.095 W/kg
SAR(1 g) = 0.072 mW/g; SAR(10 g) = 0.050 mW/g

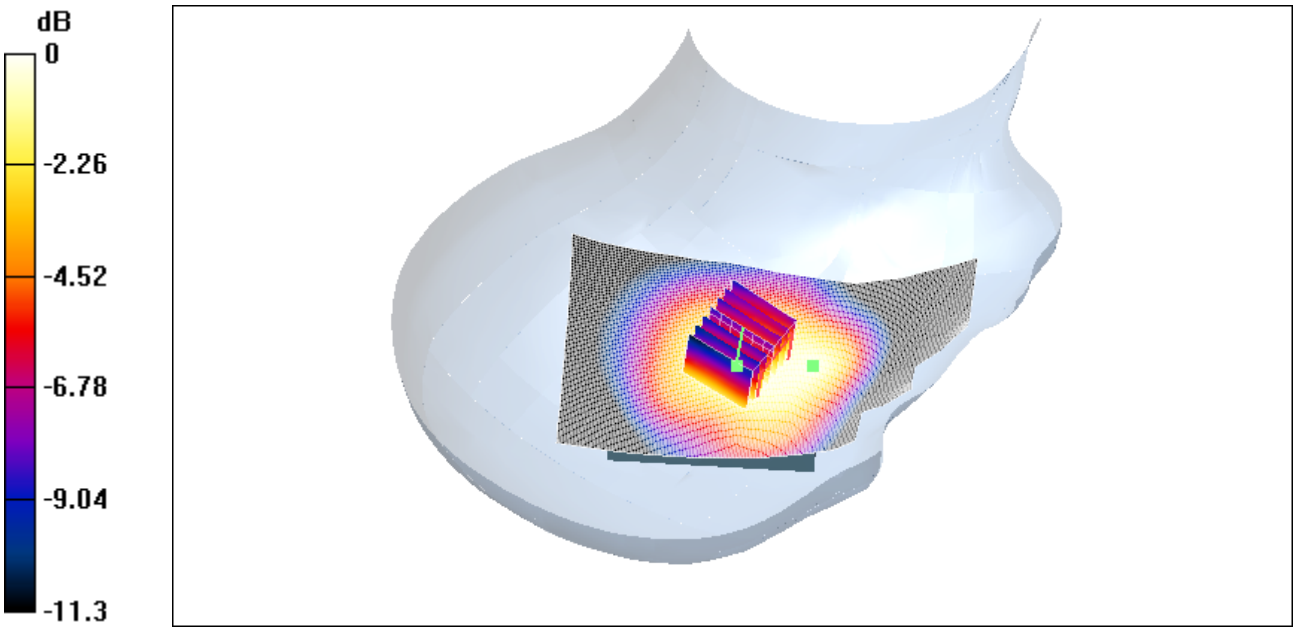

0 dB = 0.076mW/g

Date/Time: 06/22/04 09:56:08

Test Laboratory: ELECTRONIC TECHNOLOGY SYSTEMS DR. GENZ GMBH

850_right_ch189_cheek_closed

DUT: GPRS Dual-Band(GSM850/PCS1900)Handset Phase II +; Type: ---; Serial: EB-X500U

Communication System: GSM 850; Frequency: 836.4 MHz;Duty Cycle: 1:8.3
Medium: Head 850 MHz Medium parameters used (interpolated): f = 836.4 MHz; σ = 0.883 mho/m; ε_r = 42.3; ρ = 1000 kg/m^3
Phantom section: Right Section

DASY4 Configuration:

- Probe: ET3DV6 - SN1711; ConvF(6.2, 6.2, 6.2); Calibrated: 12/16/2003
- Sensor-Surface: 4mm (Mechanical And Optical Surface Detection)
- Electronics: DAE3 Sn522; Calibrated: 1/12/2004
- Phantom: SAM 12; Type: TP-1217; Serial: QD000P40CA
- Measurement SW: DASY4, V4.2 Build 44; Postprocessing SW: SEMCAD, V1.8 Build 112

EB-X500U/Area Scan (91x161x1): Measurement grid: dx=10mm, dy=10mm
Reference Value = 4.36 V/m; Power Drift = -0.0 dB
Maximum value of SAR (interpolated) = 0.108 mW/g

EB-X500U/Zoom Scan (7x7x7)/Cube 0: Measurement grid: dx=5mm, dy=5mm, dz=5mm
Reference Value = 4.36 V/m; Power Drift = -0.0 dB
Maximum value of SAR (measured) = 0.107 mW/g
Peak SAR (extrapolated) = 0.156 W/kg
SAR(1 g) = 0.095 mW/g; SAR(10 g) = 0.059 mW/g

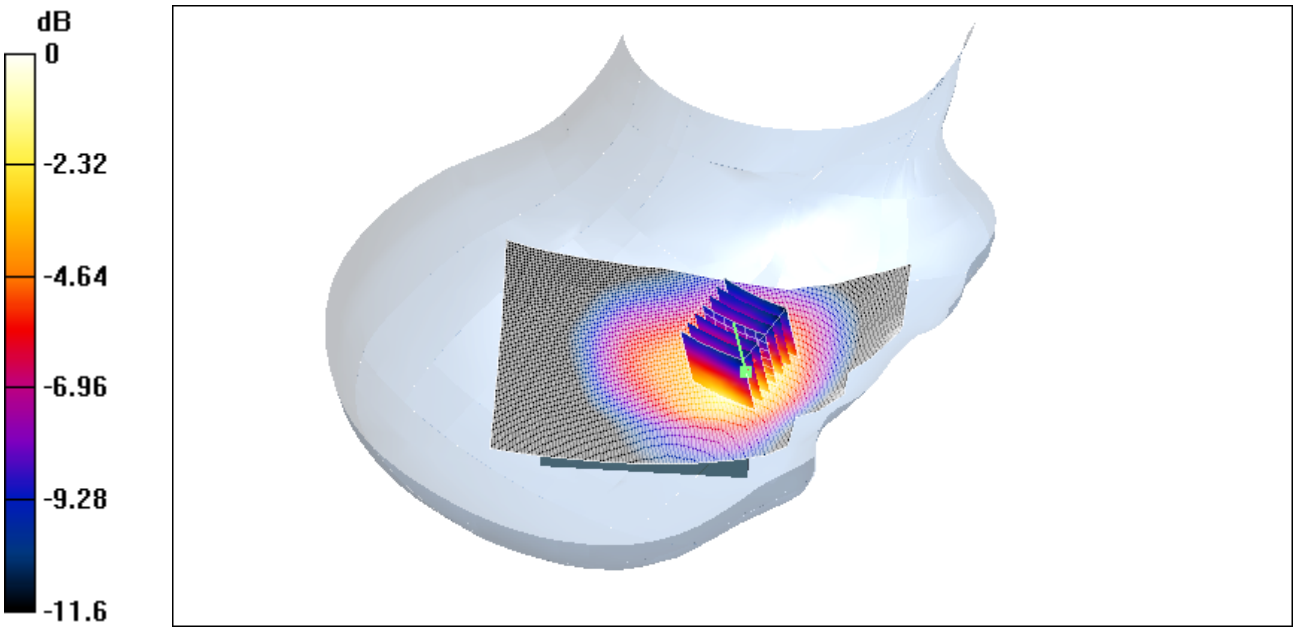

0 dB = 0.107mW/g

Date/Time: 06/22/04 10:56:53

Test Laboratory: ELECTRONIC TECHNOLOGY SYSTEMS DR. GENZ GMBH

850_right_ch189_tilted_closed

DUT: GPRS Dual-Band(GSM850/PCS1900)Handset Phase II +; Type: ---; Serial: EB-X500U

Communication System: GSM 850; Frequency: 836.4 MHz;Duty Cycle: 1:8.3
Medium: Head 850 MHz Medium parameters used (interpolated): f = 836.4 MHz; σ = 0.883 mho/m; ε_r = 42.3; ρ = 1000 kg/m^3
Phantom section: Right Section

DASY4 Configuration:

- Probe: ET3DV6 - SN1711; ConvF(6.2, 6.2, 6.2); Calibrated: 12/16/2003
- Sensor-Surface: 4mm (Mechanical And Optical Surface Detection)
- Electronics: DAE3 Sn522; Calibrated: 1/12/2004
- Phantom: SAM 12; Type: TP-1217; Serial: QD000P40CA
- Measurement SW: DASY4, V4.2 Build 44; Postprocessing SW: SEMCAD, V1.8 Build 112

EB-X500U/Area Scan (91x161x1): Measurement grid: dx=10mm, dy=10mm
Reference Value = 6.66 V/m; Power Drift = -0.0 dB
Maximum value of SAR (interpolated) = 0.053 mW/g

EB-X500U/Zoom Scan (7x7x7)/Cube 0: Measurement grid: dx=5mm, dy=5mm, dz=5mm
Reference Value = 6.66 V/m; Power Drift = -0.0 dB
Maximum value of SAR (measured) = 0.052 mW/g
Peak SAR (extrapolated) = 0.067 W/kg
SAR(1 g) = 0.049 mW/g; SAR(10 g) = 0.033 mW/g

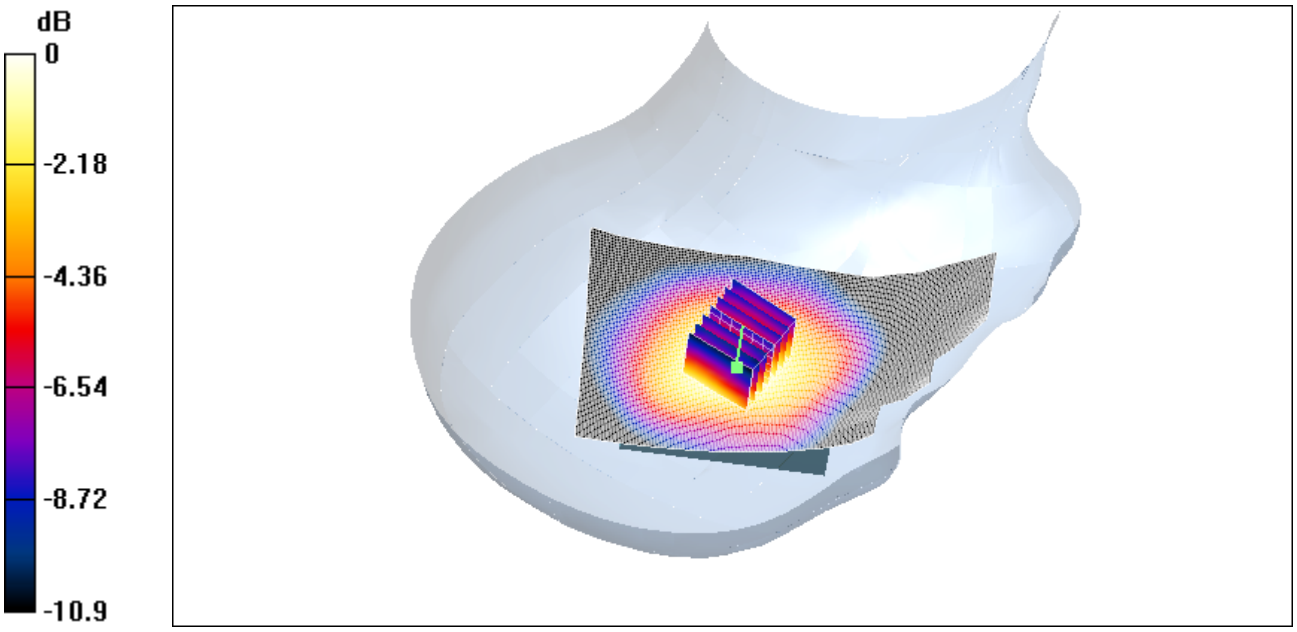

0 dB = 0.052mW/g

Date/Time: 06/22/04 13:06:52

Test Laboratory: ELECTRONIC TECHNOLOGY SYSTEMS DR. GENZ GMBH

850_left_ch189_cheek_closed

DUT: GPRS Dual-Band(GSM850/PCS1900)Handset Phase II +; Type: ---; Serial: EB-X500U

Communication System: GSM 850; Frequency: 836.4 MHz;Duty Cycle: 1:8.3
Medium: Head 850 MHz Medium parameters used (interpolated): f = 836.4 MHz; σ = 0.883 mho/m; ε_r = 42.3; ρ = 1000 kg/m^3
Phantom section: Left Section

DASY4 Configuration:

- Probe: ET3DV6 - SN1711; ConvF(6.2, 6.2, 6.2); Calibrated: 12/16/2003
- Sensor-Surface: 4mm (Mechanical And Optical Surface Detection)
- Electronics: DAE3 Sn522; Calibrated: 1/12/2004
- Phantom: SAM 12; Type: TP-1217; Serial: QD000P40CA
- Measurement SW: DASY4, V4.2 Build 44; Postprocessing SW: SEMCAD, V1.8 Build 112

EB-X500U/Area Scan (91x161x1): Measurement grid: dx=10mm, dy=10mm
Reference Value = 8.8 V/m; Power Drift = 0.0 dB
Maximum value of SAR (interpolated) = 0.085 mW/g

EB-X500U/Zoom Scan (7x7x7)/Cube 0: Measurement grid: dx=5mm, dy=5mm, dz=5mm
Reference Value = 8.8 V/m; Power Drift = 0.0 dB
Maximum value of SAR (measured) = 0.088 mW/g
Peak SAR (extrapolated) = 0.113 W/kg
SAR(1 g) = 0.082 mW/g; SAR(10 g) = 0.058 mW/g

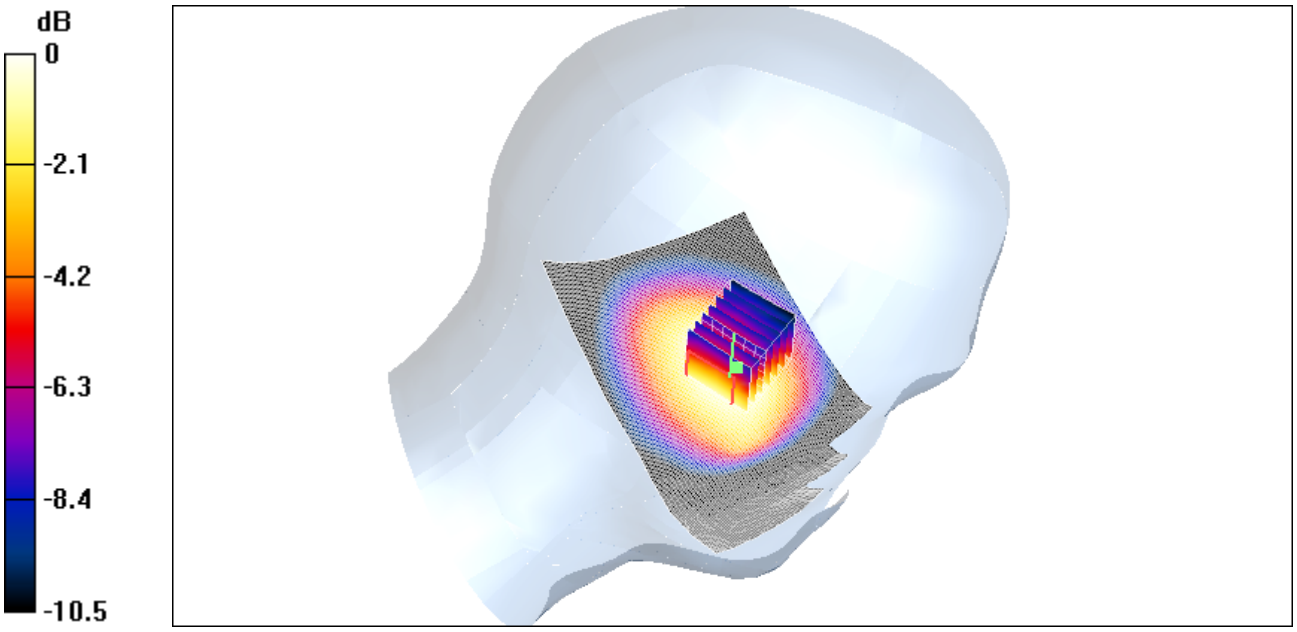

0 dB = 0.088mW/g

Date/Time: 06/22/04 13:42:39

Test Laboratory: ELECTRONIC TECHNOLOGY SYSTEMS DR. GENZ GMBH

850_left_ch189_tilted_closed

DUT: GPRS Dual-Band(GSM850/PCS1900)Handset Phase II +; Type: ---; Serial: EB-X500U

Communication System: GSM 850; Frequency: 836.4 MHz;Duty Cycle: 1:8.3
Medium: Head 850 MHz Medium parameters used (interpolated): f = 836.4 MHz; σ = 0.883 mho/m; ε_r = 42.3; ρ = 1000 kg/m^3
Phantom section: Left Section

DASY4 Configuration:

- Probe: ET3DV6 - SN1711; ConvF(6.2, 6.2, 6.2); Calibrated: 12/16/2003
- Sensor-Surface: 4mm (Mechanical And Optical Surface Detection)
- Electronics: DAE3 Sn522; Calibrated: 1/12/2004
- Phantom: SAM 12; Type: TP-1217; Serial: QD000P40CA
- Measurement SW: DASY4, V4.2 Build 44; Postprocessing SW: SEMCAD, V1.8 Build 112

EB-X500U/Area Scan (91x161x1): Measurement grid: dx=10mm, dy=10mm
Reference Value = 7.1 V/m; Power Drift = -0.0 dB
Maximum value of SAR (interpolated) = 0.058 mW/g

EB-X500U/Zoom Scan (7x7x7)/Cube 0: Measurement grid: dx=5mm, dy=5mm, dz=5mm
Reference Value = 7.1 V/m; Power Drift = -0.0 dB
Maximum value of SAR (measured) = 0.059 mW/g
Peak SAR (extrapolated) = 0.075 W/kg
SAR(1 g) = 0.054 mW/g; SAR(10 g) = 0.037 mW/g



0 dB = 0.059mW/g

Date/Time: 06/23/04 09:03:38

Test Laboratory: ELECTRONIC TECHNOLOGY SYSTEMS DR. GENZ GMBH

850_right_ch251_cheek_closed

DUT: GPRS Dual-Band(GSM850/PCS1900)Handset Phase II +; Type: ---; Serial: EB-X500U

Communication System: GSM 850; Frequency: 848.8 MHz;Duty Cycle: 1:8.3
Medium: Head 850 MHz Medium parameters used (interpolated): f = 848.8 MHz; σ = 0.927 mho/m; ε_r = 41.8; ρ = 1000 kg/m^3
Phantom section: Right Section

DASY4 Configuration:

- Probe: ET3DV6 - SN1711; ConvF(6.2, 6.2, 6.2); Calibrated: 12/16/2003
- Sensor-Surface: 4mm (Mechanical And Optical Surface Detection)
- Electronics: DAE3 Sn522; Calibrated: 1/12/2004
- Phantom: SAM 12; Type: TP-1217; Serial: QD000P40CA
- Measurement SW: DASY4, V4.2 Build 44; Postprocessing SW: SEMCAD, V1.8 Build 112

EB-X500U/Area Scan (91x161x1): Measurement grid: dx=10mm, dy=10mm
Reference Value = 6.03 V/m; Power Drift = -0.0 dB
Maximum value of SAR (interpolated) = 0.055 mW/g

EB-X500U/Zoom Scan (7x7x7)/Cube 0: Measurement grid: dx=5mm, dy=5mm, dz=5mm
Reference Value = 6.03 V/m; Power Drift = -0.0 dB
Maximum value of SAR (measured) = 0.054 mW/g
Peak SAR (extrapolated) = 0.066 W/kg
SAR(1 g) = 0.051 mW/g; SAR(10 g) = 0.036 mW/g

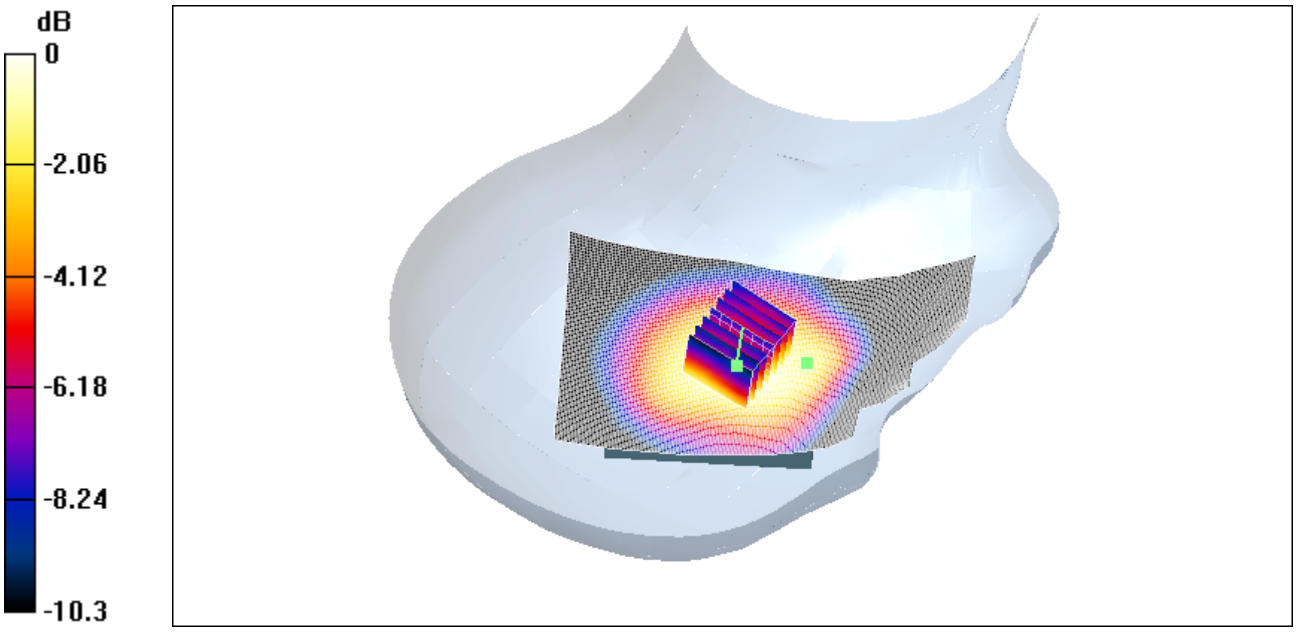

0 dB = 0.054mW/g

Date/Time: 06/23/04 10:48:03

Test Laboratory: ELECTRONIC TECHNOLOGY SYSTEMS DR. GENZ GMBH

850_right_ch128_cheek_open

DUT: GPRS Dual-Band(GSM850/PCS1900)Handset Phase II +; Type: ---; Serial: EB-X500U

Communication System: GSM 850; Frequency: 824.2 MHz;Duty Cycle: 1:8.3
Medium: Head 850 MHz Medium parameters used (interpolated): f = 824.2 MHz; σ = 0.892 mho/m; ε_r = 42.2; ρ = 1000 kg/m^3
Phantom section: Right Section

DASY4 Configuration:

- Probe: ET3DV6 - SN1711; ConvF(6.2, 6.2, 6.2); Calibrated: 12/16/2003
- Sensor-Surface: 4mm (Mechanical And Optical Surface Detection)
- Electronics: DAE3 Sn522; Calibrated: 1/12/2004
- Phantom: SAM 12; Type: TP-1217; Serial: QD000P40CA
- Measurement SW: DASY4, V4.2 Build 44; Postprocessing SW: SEMCAD, V1.8 Build 112

EB-X500U/Area Scan (91x161x1): Measurement grid: dx=10mm, dy=10mm
Reference Value = 3.78 V/m; Power Drift = 0.1 dB
Maximum value of SAR (interpolated) = 0.040 mW/g

EB-X500U/Zoom Scan (7x7x7)/Cube 0: Measurement grid: dx=5mm, dy=5mm, dz=5mm
Reference Value = 3.78 V/m; Power Drift = 0.1 dB
Maximum value of SAR (measured) = 0.039 mW/g
Peak SAR (extrapolated) = 0.056 W/kg
SAR(1 g) = 0.036 mW/g; SAR(10 g) = 0.025 mW/g

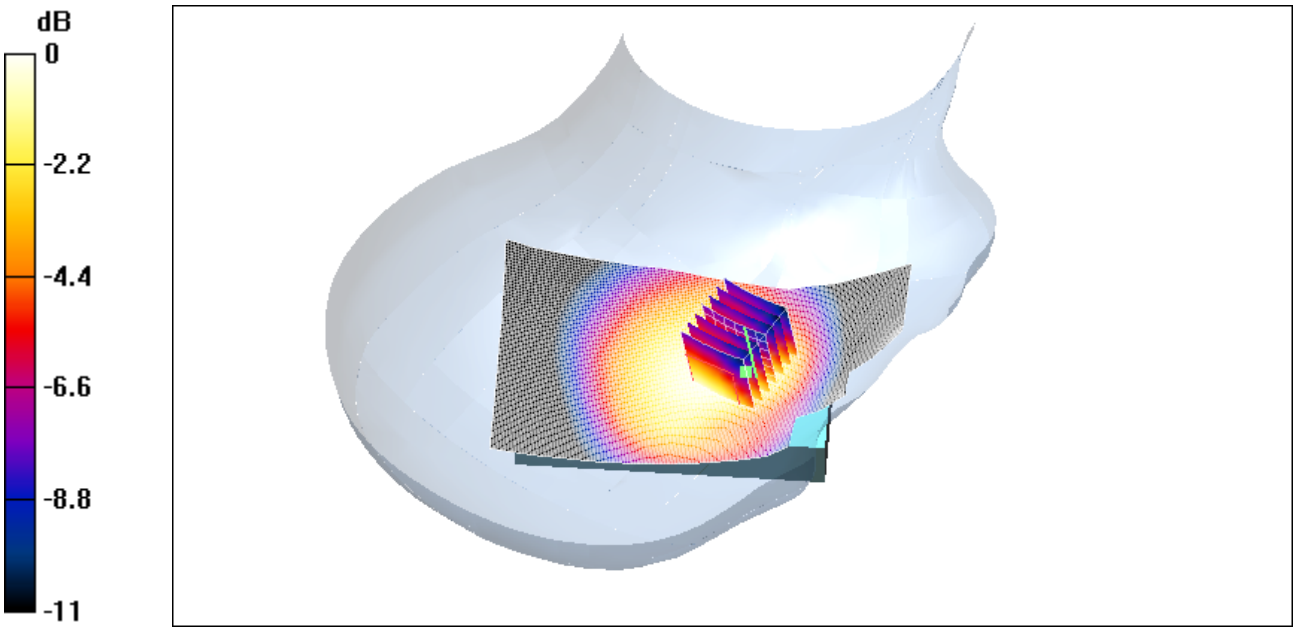

0 dB = 0.039mW/g

Date/Time: 06/22/04 08:39:24

Test Laboratory: ELECTRONIC TECHNOLOGY SYSTEMS DR. GENZ GMBH

850_right_ch189_cheek_open

DUT: GPRS Dual-Band(GSM850/PCS1900)Handset Phase II +; Type: ---; Serial: EB-X500U

Communication System: GSM 850; Frequency: 836.4 MHz;Duty Cycle: 1:8.3
Medium: Head 850 MHz Medium parameters used (interpolated): f = 836.4 MHz; σ = 0.883 mho/m; ε_r = 42.3; ρ = 1000 kg/m^3
Phantom section: Right Section

DASY4 Configuration:

- Probe: ET3DV6 - SN1711; ConvF(6.2, 6.2, 6.2); Calibrated: 12/16/2003
- Sensor-Surface: 4mm (Mechanical And Optical Surface Detection)
- Electronics: DAE3 Sn522; Calibrated: 1/12/2004
- Phantom: SAM 12; Type: TP-1217; Serial: QD000P40CA
- Measurement SW: DASY4, V4.2 Build 44; Postprocessing SW: SEMCAD, V1.8 Build 112

EB-X500U/Area Scan (91x161x1): Measurement grid: dx=10mm, dy=10mm
Reference Value = 7.2 V/m; Power Drift = 0.0 dB
Maximum value of SAR (interpolated) = 0.072 mW/g

EB-X500U/Zoom Scan (7x7x7)/Cube 0: Measurement grid: dx=5mm, dy=5mm, dz=5mm
Reference Value = 7.2 V/m; Power Drift = 0.0 dB
Maximum value of SAR (measured) = 0.072 mW/g
Peak SAR (extrapolated) = 0.090 W/kg
SAR(1 g) = 0.068 mW/g; SAR(10 g) = 0.048 mW/g

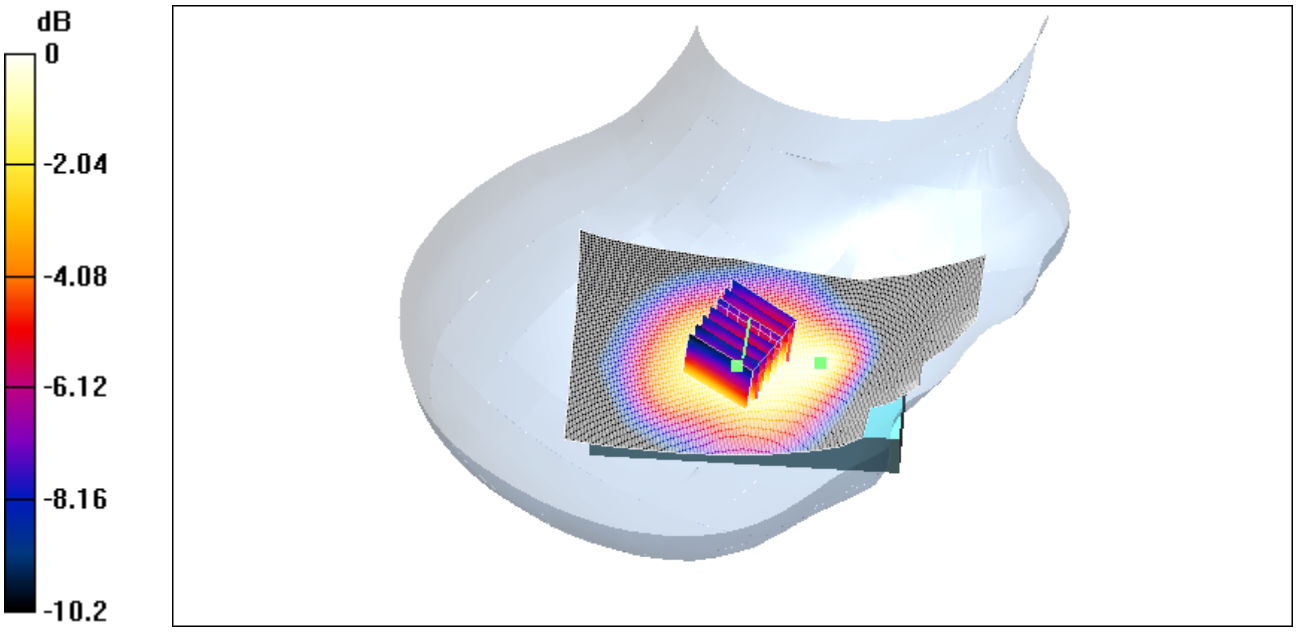

0 dB = 0.072mW/g

Date/Time: 06/22/04 09:24:35

Test Laboratory: ELECTRONIC TECHNOLOGY SYSTEMS DR. GENZ GMBH

850_right_ch189_tilted_open

DUT: GPRS Dual-Band(GSM850/PCS1900)Handset Phase II +; Type: ---; Serial: EB-X500U

Communication System: GSM 850; Frequency: 836.4 MHz;Duty Cycle: 1:8.3
Medium: Head 850 MHz Medium parameters used (interpolated): f = 836.4 MHz; σ = 0.883 mho/m; ε_r = 42.3; ρ = 1000 kg/m^3
Phantom section: Right Section

DASY4 Configuration:

- Probe: ET3DV6 - SN1711; ConvF(6.2, 6.2, 6.2); Calibrated: 12/16/2003
- Sensor-Surface: 4mm (Mechanical And Optical Surface Detection)
- Electronics: DAE3 Sn522; Calibrated: 1/12/2004
- Phantom: SAM 12; Type: TP-1217; Serial: QD000P40CA
- Measurement SW: DASY4, V4.2 Build 44; Postprocessing SW: SEMCAD, V1.8 Build 112

EB-X500U/Area Scan (91x161x1): Measurement grid: dx=10mm, dy=10mm
Reference Value = 4.05 V/m; Power Drift = -0.1 dB
Maximum value of SAR (interpolated) = 0.031 mW/g

EB-X500U/Zoom Scan (7x7x7)/Cube 0: Measurement grid: dx=5mm, dy=5mm, dz=5mm
Reference Value = 4.05 V/m; Power Drift = -0.1 dB
Maximum value of SAR (measured) = 0.031 mW/g
Peak SAR (extrapolated) = 0.040 W/kg
SAR(1 g) = 0.029 mW/g; SAR(10 g) = 0.021 mW/g

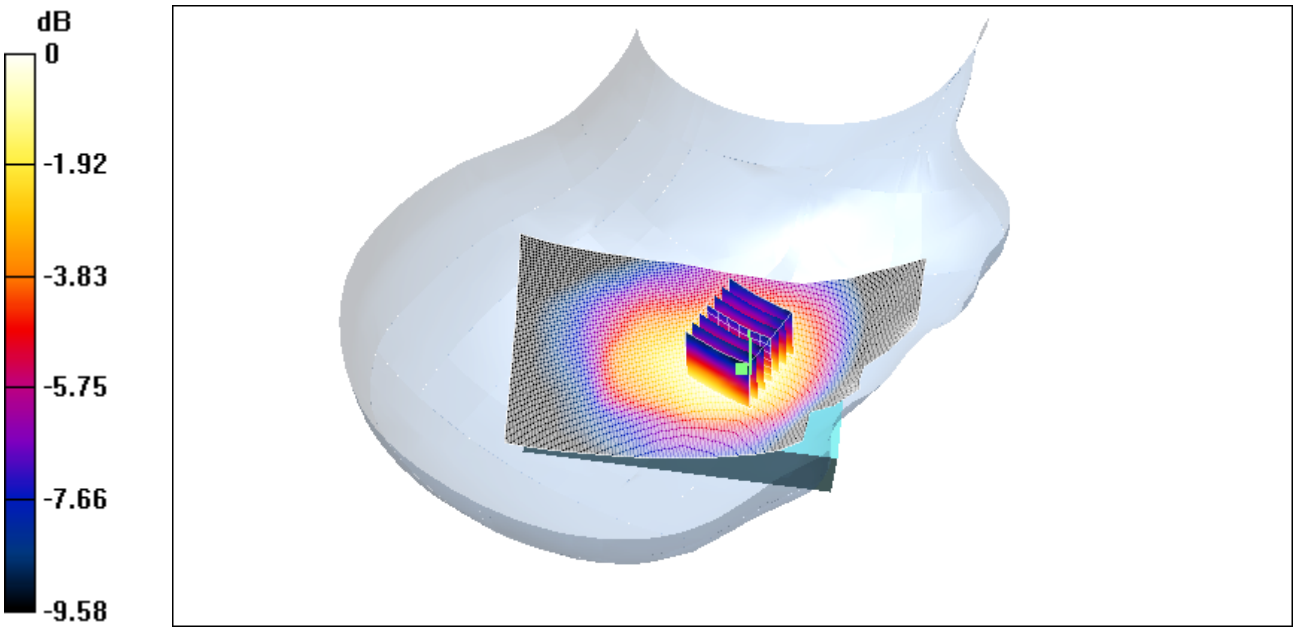

0 dB = 0.031mW/g

Date/Time: 06/22/04 12:28:43

Test Laboratory: ELECTRONIC TECHNOLOGY SYSTEMS DR. GENZ GMBH

850_left_ch189_cheek_open

DUT: GPRS Dual-Band(GSM850/PCS1900)Handset Phase II +; Type: ---; Serial: EB-X500U

Communication System: GSM 850; Frequency: 836.4 MHz;Duty Cycle: 1:8.3
Medium: Head 850 MHz Medium parameters used (interpolated): f = 836.4 MHz; σ = 0.883 mho/m; ε_r = 42.3; ρ = 1000 kg/m^3
Phantom section: Left Section

DASY4 Configuration:

- Probe: ET3DV6 - SN1711; ConvF(6.2, 6.2, 6.2); Calibrated: 12/16/2003
- Sensor-Surface: 4mm (Mechanical And Optical Surface Detection)
- Electronics: DAE3 Sn522; Calibrated: 1/12/2004
- Phantom: SAM 12; Type: TP-1217; Serial: QD000P40CA
- Measurement SW: DASY4, V4.2 Build 44; Postprocessing SW: SEMCAD, V1.8 Build 112

EB-X500U/Area Scan (91x161x1): Measurement grid: dx=10mm, dy=10mm
Reference Value = 4.91 V/m; Power Drift = 0.0 dB
Maximum value of SAR (interpolated) = 0.050 mW/g

EB-X500U/Zoom Scan (7x7x7)/Cube 0: Measurement grid: dx=5mm, dy=5mm, dz=5mm
Reference Value = 4.91 V/m; Power Drift = 0.0 dB
Maximum value of SAR (measured) = 0.049 mW/g
Peak SAR (extrapolated) = 0.072 W/kg
SAR(1 g) = 0.046 mW/g; SAR(10 g) = 0.032 mW/g

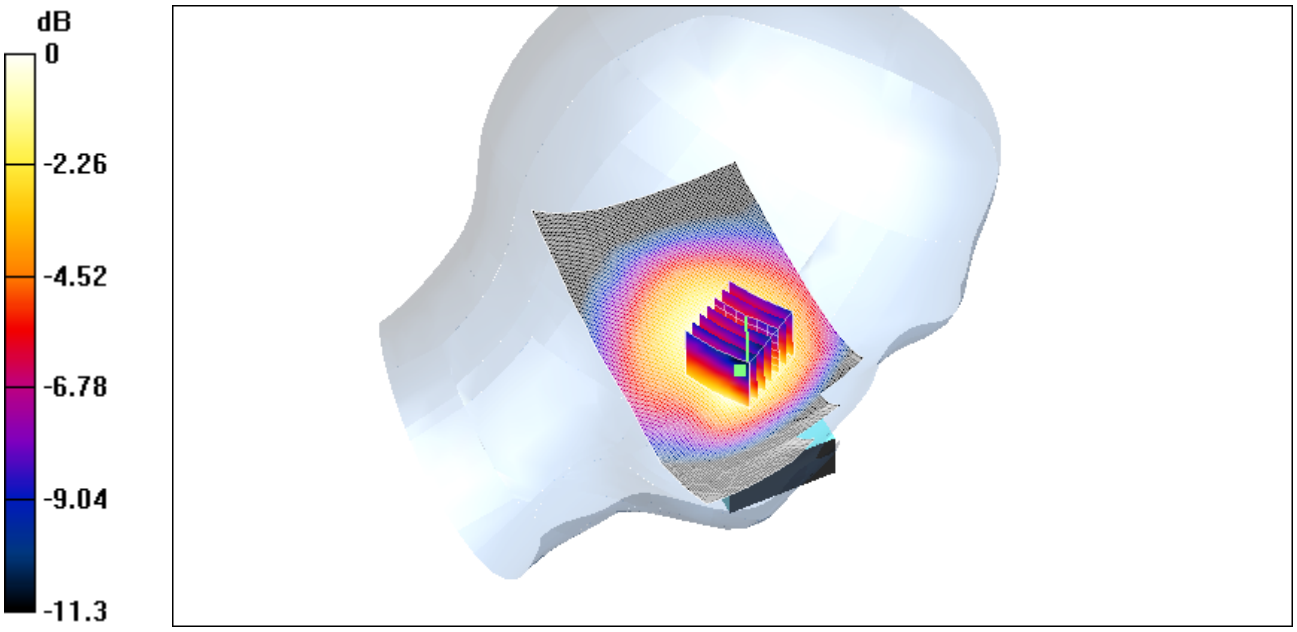

0 dB = 0.049mW/g