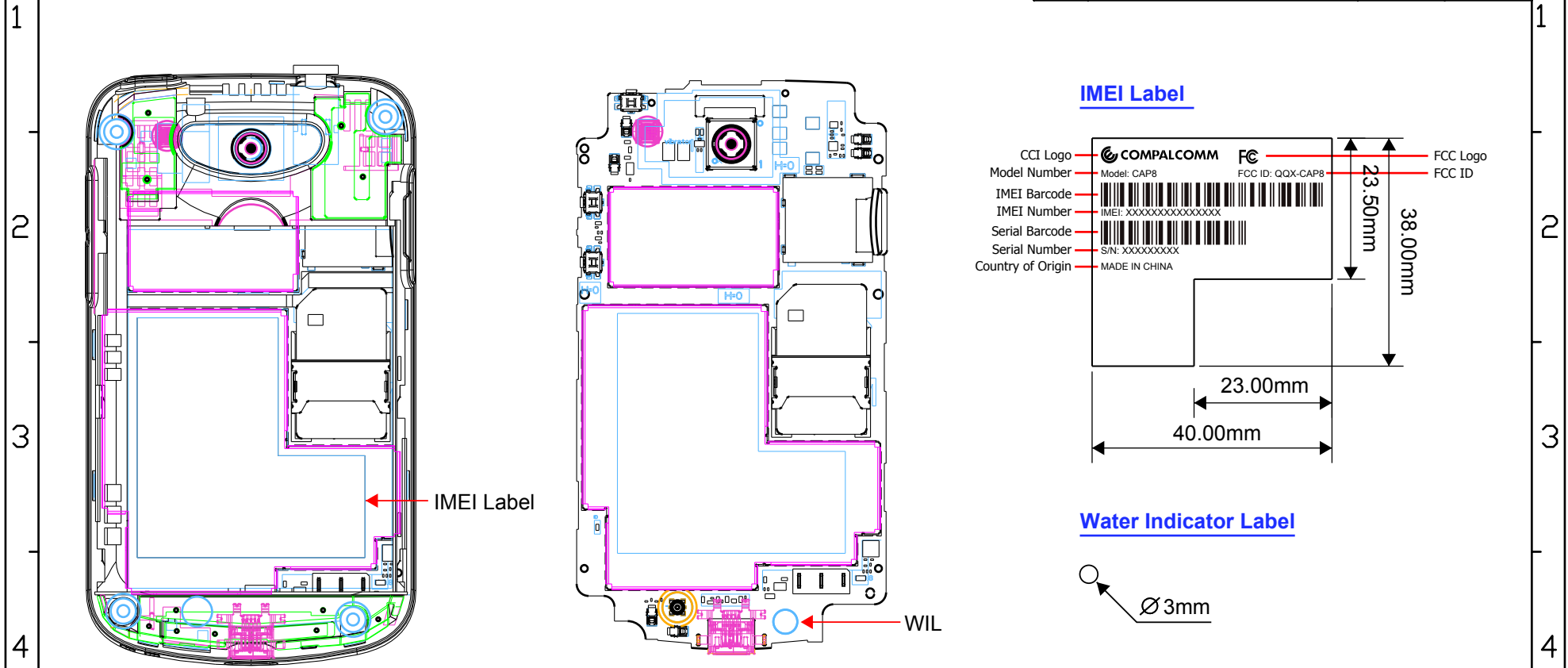
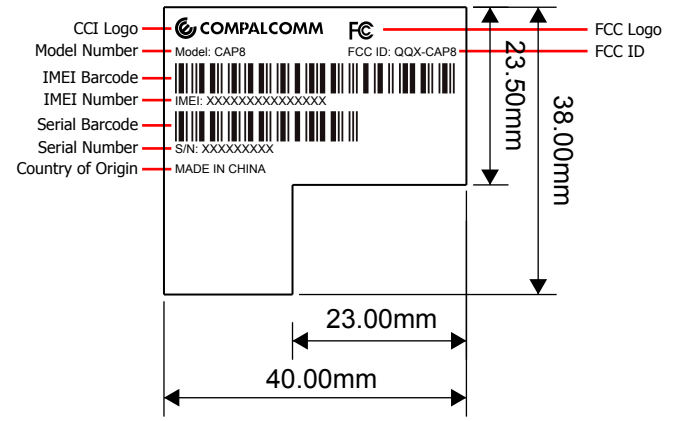


THIS SHEET OF ENGINEERING DRAWING IS THE PROPRIETARY PROPERTY OF COMPAL COMMUNICATIONS, INC. AND CONTAINS CONFIDENTIAL AND TRADE SECRET INFORMATION. THIS SHEET MAY NOT BE TRANSFERRED FROM THE CUSTODY OF THE COMPETENT DIVISION OF R&D DEPARTMENT EXCEPT AS AUTHORIZED BY COMPAL COMMUNICATIONS, INC. NEITHER THIS SHEET NOR THE INFORMATION IT CONTAINS MAY BE USED BY OR DISCLOSED TO ANY THIRD PARTY WITHOUT PRIOR WRITTEN CONSENT OF COMPAL COMMUNICATIONS, INC.

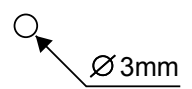
REVISIONS			
REV	DESCRIPTION	SIGNATURE AND DATE	
		CHK	ENGR



IMEI Label



Water Indicator Label



RANGE	TOLERANCE	MODEL	PART NO.			REMARK		
50 ABOVE								
30 - 50		SCALE 1:1	UNIT MM	SIGNATURE	NAME	DATE	Compal Communications, Inc.	
10 - 30		TOL. 1 PLC 2 PLC 3 PLC	DRN BY.	Elaine C.	09.15.10	TITLE		
1 - 10			CHK BY.			CAP8 IMEI Label		
1 MM BELOW		MATERIAL:	PRJ ENGP					
		FIRST APPLICATION	ENGP APPD					
		NEXT ASSY MDL NO.	FINISH:	SIZE A4	SHEET 1 OF 1	DRAWING NO.	REV	VERSION
		DATE	TOOLING NO.	REMARK				