

6. PHOTOGRAPHS

6.1. Photos of Conducted Measurement

Test Mode: EUT's Power with AC Adapter (AC 120V/60Hz)



FRONT VIEW OF CONDUCTED MEASUREMENT



BACK VIEW OF CONDUCTED MEASUREMENT

Test Mode: EUT's Power with Notebook PC-- USB +5V (AC 120V/60Hz)



FRONT VIEW OF CONDUCTED MEASUREMENT




BACK VIEW OF CONDUCTED MEASUREMENT


6.2. Photos of Radiated Measurement at Semi-Anechoic Chamber

6.2.1. Frequency range 30MHz to 1000MHz

Test Mode: EUT' s Power with AC Adapter (AC 120V/60Hz)




FRONT VIEW OF RADIATED MEASUREMENT




BACK VIEW OF RADIATED MEASUREMENT

EUT' s Power with Power-Supply Holder for Car (DC 12V)



FRONT VIEW OF RADIATED MEASUREMENT




BACK VIEW OF RADIATED MEASUREMENT

EUT' s Power with Battery (DC 3V)



FRONT VIEW OF RADIATED MEASUREMENT




BACK VIEW OF RADIATED MEASUREMENT

Test Mode: EUT's Power with Notebook PC-- USB +5V (AC 120V/60Hz)




FRONT VIEW OF RADIATED MEASUREMENT




BACK VIEW OF RADIATED MEASUREMENT

6.2.2. Frequency range above 1GHz

Test Mode: EUT's Power with AC Adapter (AC 120V/60Hz)




FRONT VIEW OF RADIATED MEASUREMENT




BACK VIEW OF RADIATED MEASUREMENT

EUT' s Power with Power-Supply Holder for Car (DC 12V)




FRONT VIEW OF RADIATED MEASUREMENT




BACK VIEW OF RADIATED MEASUREMENT

EUT' s Power with Battery (DC 3V)




FRONT VIEW OF RADIATED MEASUREMENT




BACK VIEW OF RADIATED MEASUREMENT

Test Mode: EUT's Power with Notebook PC-- USB +5V (AC 120V/60Hz)



FRONT VIEW OF RADIATED MEASUREMENT



BACK VIEW OF RADIATED MEASUREMENT

6.3. Photos of Bandwidth Measurement

