

Photo 9
(AC Adapter) Appearance View



Photo 10
(Universal Digital FM Transmitter) Remove Case Covers, Internal View




Photo 11

(Universal Digital FM Transmitter) Main Board, Front Side




Photo 12

(Universal Digital FM Transmitter) Main Board, Back Side




Photo 13
(Power-Supply Holder for Car) Remove Cover, Internal View




Photo 14
(Power-Supply Holder for Car) PCB View, Component Side




Photo 15
(Power-Supply Holder for Car) PCB View, Solder Side




Photo 16
(AC Adapter) Remove Case Covers, Internal View



Photo 17
(AC Adapter) Transformer & PCB View, Front Side




Photo 18
(AC Adapter) Transformer & PCB View, Back Side

