

7. PHOTOGRAPHS

7.1. Photos of Conducted Measurement

Test Mode: EUT's Power with Travel Charger



FRONT VIEW OF CONDUCTED MEASUREMENT



BACK VIEW OF CONDUCTED MEASUREMENT

Test Mode: EUT's Power with Desktop Via Travel Charger



FRONT VIEW OF CONDUCTED MEASUREMENT



BACK VIEW OF CONDUCTED MEASUREMENT

Test Mode: EUT's Power with Notebook PC (USB Port) Via AC Adapter



FRONT VIEW OF CONDUCTED MEASUREMENT



BACK VIEW OF CONDUCTED MEASUREMENT

Test Mode: EUT's Power with Power Bank Via Travel Charger



FRONT VIEW OF CONDUCTED MEASUREMENT



BACK VIEW OF CONDUCTED MEASUREMENT

Test Mode: EUT's Power with Desktop Speaker Via AC Adapter




FRONT VIEW OF CONDUCTED MEASUREMENT




BACK VIEW OF CONDUCTED MEASUREMENT

7.2. Photos of Radiated Measurement at Semi-Anechoic Chamber (30-1000MHz)
Test Mode: EUT's Power with Travel Charger



FRONT VIEW OF RADIATED MEASUREMENT




BACK VIEW OF RADIATED MEASUREMENT

Test Mode: EUT's Power with Desktop Via Travel Charger



FRONT VIEW OF RADIATED MEASUREMENT




BACK VIEW OF RADIATED MEASUREMENT

Test Mode: EUT's Power with Notebook PC (USB Port) Via AC Adapter (Transmitting)



FRONT VIEW OF RADIATED MEASUREMENT




BACK VIEW OF RADIATED MEASUREMENT

Test Mode: EUT's Power with Notebook PC (USB Port) Via AC Adapter (Link PC)




FRONT VIEW OF RADIATED MEASUREMENT




BACK VIEW OF RADIATED MEASUREMENT

Test Mode: EUT's Power with Power Bank Via Travel Charger




FRONT VIEW OF RADIATED MEASUREMENT




BACK VIEW OF RADIATED MEASUREMENT

Test Mode: EUT's Power with Power Bank Via Saver Charger from DC Power Supply




FRONT VIEW OF RADIATED MEASUREMENT




BACK VIEW OF RADIATED MEASUREMENT

Test Mode: EUT's Power with Desktop Speaker Via AC Adapter



FRONT VIEW OF RADIATED MEASUREMENT




BACK VIEW OF RADIATED MEASUREMENT

Test Mode: EUT's Power with Cradle Holder Via DC Power Supply



FRONT VIEW OF RADIATED MEASUREMENT




BACK VIEW OF RADIATED MEASUREMENT

7.3. Photos of Radiated Measurement at Semi-Anechoic Chamber (1-2GHz)
Test Mode: EUT' s Power with Travel Charger (Transmitting Mode, 107MHz)



FRONT VIEW OF RADIATED MEASUREMENT



BACK VIEW OF RADIATED MEASUREMENT

7.4. Photos of Bandwidth Measurement

