

(REVISED VERSION)

TEST REPORT FOR CERTIFICATION
On Behalf of
Jow Tong Technology Co., Ltd.
Universal Digital FM Transmitter

Model No. : ST-27

FCC ID : QPRST27

Prepared for : Jow Tong Technology Co., Ltd.
46, Lane 337, Chung Cheng Rd., Yung Kang,
Tainan Hsien 710, Taiwan, R.O.C.

Prepared by : Audix Corporation
Technical Division EMC Department
No. 53-11, Tin-Fu Tsun, Lin-Kou,
Taipei Hsien, Taiwan, R.O.C.

Tel : (02) 2609-9301, 2609-2133
Fax: (02) 2609-9303

File Number : EM930015
Report Number : EM-F930020
Date of Test : Feb. 09 ~ Mar. 13, 2004 (Rev. 3)
Date of Report : Mar. 15, 2004

TABLE OF CONTENTS

Description	Page
TEST REPORT CERTIFICATION	3
1. GENERAL INFORMATION	4
1.1. Description of Device (EUT).....	4
1.2. Tested Supporting System Details.....	5
1.3. Description of Test Facility	6
1.4. Measurement Uncertainty.....	6
2. POWERLINE CONDUCTED EMISSION MEASUREMENT	7
2.1. Test Equipment.....	7
2.2. Block Diagram of Test Setup.....	7
2.3. Conducted Limits (Comply with §15.207).....	8
2.4. EUT's Configuration during Compliance Measurement.....	8
2.5. Operating Condition of EUT	8
2.6. Test Procedure	9
2.7. Conducted Emission Measurement Results.....	10
3. RADIATED EMISSION MEASUREMENT	16
3.1. Test Equipment.....	16
3.2. Test Setup	16
3.3. Radiation Limit (Comply with §15.239 & §15.209).....	17
3.4. EUT's Configuration during Compliance Measurement.....	18
3.5. Operating Condition of EUT	19
3.6. Test Procedure	19
3.7. Radiated Emission Noise Measurement Results.....	20
4. 26dB BANDWIDTH MEASUREMENT	24
4.1. Test Equipment.....	24
4.2. Block Diagram of Test Setup.....	24
4.3. Specification Limits (§15.239).....	24
4.4. EUT's Configuration during Compliance Measurement.....	24
4.5. 26dB Bandwidth Measurement Results.....	24
5. DEVIATION TO TEST SPECIFICATIONS.....	28
6. PHOTOGRAPHS.....	29
6.1. Photos of Conducted Measurement	29
6.2. Photos of Radiated Measurement at Semi-Anechoic Chamber (30-1000MHz).....	31
6.3. Photos of Radiated Measurement at Semi-Anechoic Chamber (1-2GHz)	34
6.4. Photos of Bandwidth Measurement.....	37
APPENDIX (Radiated Test data At Semi-Anechoic Chamber).....	38

TEST REPORT CERTIFICATION

Applicant : Jow Tong Technology Co., Ltd.
 Manufacturer : Jow Tong Technology Co., Ltd.
 EUT Description : Universal Digital FM Transmitter
 FCC ID : QPRST27
 (A) MODEL NO. : ST-27
 (B) SERIAL NO. : N/A
 (C) POWER SUPPLY : DC +5V/40mA

Measurement Procedure Used:

FCC RULES AND REGULATIONS PART 15 SUBPART C, DEC. 2003
 AND ANSI C63.4-2001
 (FCC CFR 47 Part 15C, §15.203, §15.207, §15.209 and §15.239)

The device described above was tested by AUDIX CORPORATION. to determine the maximum emission levels emanating from the device. The maximum emission levels were compared to the FCC Part 15 subpart C limits both radiated and conducted emissions.

The measurement results are contained in this test report and AUDIX CORPORATION. is assumed full responsibility for the accuracy and completeness of these measurements. Also, this report shows that the EUT to be technically compliant with the FCC official limits.

This report applies to above tested sample only. This report shall not be reproduced in part without written approval of AUDIX CORPORATION.

Date of Test: Feb. 09 ~ Mar. 13, 2004 (Rev. 3)

Prepared by: Cherry Wang Mar. 15, 2004
 (Cherry Wang/Assistant Manager)

Test Engineer: Ben Cheng Mar. 15, 2004
 (Ben Cheng/Assistant Manager)

Approved & Authorized Signer: Leon Liu Mar. 15 2004
 (Leon Liu/Assistant General Manager)

1. GENERAL INFORMATION

1.1. Description of Device (EUT)

Description	:	Universal Digital FM Transmitter (It's a transmitting device to hold a MP3/iPod or CD player to transmit music signal that can accept by Car radio FM band)
Model Number	:	ST-27
FCC ID	:	QPRST27
Applicant	:	Jow Tong Technology Co., Ltd. 46, Lane 337, Chung Cheng Rd., Yung Kang, Tainan Hsien 710, Taiwan, R.O.C.
Manufacturer	:	Jow Tong Technology Co., Ltd. 46, Lane 337, Chung Cheng Rd., Yung Kang, Tainan Hsien 710, Taiwan, R.O.C.
Fundamental Frequency Range	:	FM: 88.1MHz~107.9MHz
Radio Frequency Adjustment	:	0.1MHz / Per Step.
USB Input Voltage	:	DC +5V/40mA (Max.)
Adjustable Audio Cable	:	Detachable, 80cm
USB Cable (Link to PC's USB port)	:	Shielded, Detachable, 1.0m Bonded a ferrite core
AC Adapter (USB Type Connector)	:	EVER GLOW, M/N: DBU050030 Input: 120VAC 60Hz 5W Output: 5VDC 300mA DC Cord: Non-Shielded, Undetachable, 1.9m
Power-Supply Holder for Car	:	Jow Tong, 12V~24V
Date of Receipt of Sample	:	Jan. 08, 2004
Date of Test	:	Feb. 09 ~ Mar. 13, 2004 (Rev. 3)

Remark:

Antenna requirement: This EUT's transmitter antenna is a kind of coil ANT and solder on PCB, comply with §15.203 and inform to user that any change and modify is prohibited.

1.2. Tested Supporting System Details

1.2.1. AUDIO PLAYER (MP3/iPod, 10GB)

Model Number	:	A1040
Serial Number	:	GQ3270HVNRH
FCC ID	:	By DoC
Manufacturer	:	Apple Computer
Power Supply	:	DC 8-30V, 1.0A (MAX)
HDD Unit	:	Toshiba, M/N: MK1003GAL

1.2.2. DC POWER SUPPLY (DC 12V)

Model Number	:	3303A
Serial Number	:	N/A
Manufacturer	:	Topward
Power Wire (to EUT)	:	Non-Shielded, Detachable, 0.8m *2
Power Cord	:	Non-Shielded, Detachable, 1.8m

1.2.3. NOTEBOOK PC

Model Number	:	PP2130
Serial Number	:	5Y32KSQZ40ME
FCC ID	:	By DoC
BSMI ID Number	:	3912A556
Brand	:	Comapq Computer Corporation
Manufacturer	:	LG Electronics Ltd.
AC Adapter	:	Compaq, M/N PPP009L (LITE-ON, M/N PA-1650-02C)
Power Cord	:	Non-Shielded, Undetachable, 1.8m, Non-Shielded, Detachable, 1.8m

1.3. Description of Test Facility

Name of Firm : Audix Corporation
 Technical Division EMC Department
 No. 53-11, Tin-Fu Tsun, Lin-Kou Hsiang,
 Taipei Hsien 24443, Taiwan, R.O.C.

Test Location & Facility (C2/AC) : **No.2 Shielded Room**
 No. 53-11, Tin-Fu Tsun, Lin-Kou Hsiang,
 Taipei Hsien 24443, Taiwan, R.O.C.

Semi-Anechoic Chamber
 No. 53-11, Tin-Fu Tsun, Lin-Kou Hsiang,
 Taipei Hsien 24443, Taiwan, R.O.C.

May. 16, 2003 Re-File on
 Federal Communication Commission
 Registration Number: 90993

NVLAP Lab. Code : 200077-0

1.4. Measurement Uncertainty

Test Item	Frequency Range	Uncertainty (dB)
Conduction Test	150kHz~30MHz	±2.66dB
Radiation Test (Distance: 3m)	30MHz~300MHz	+4.26dB / -4.22dB
	300MHz~1000MHz	+5.28dB / -4.0dB

Remark : Uncertainty = $k_{uc}(y)$

2. POWERLINE CONDUCTED EMISSION MEASUREMENT

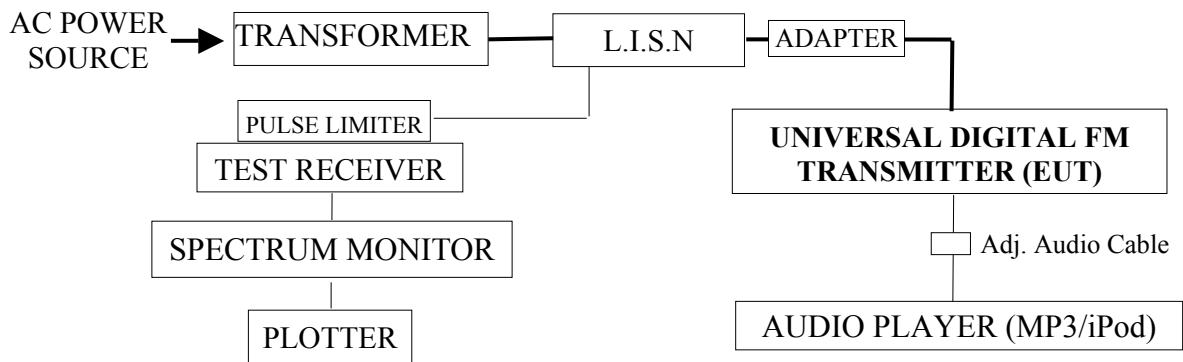
2.1. Test Equipment

The following test equipment are used during the power line conducted tests :

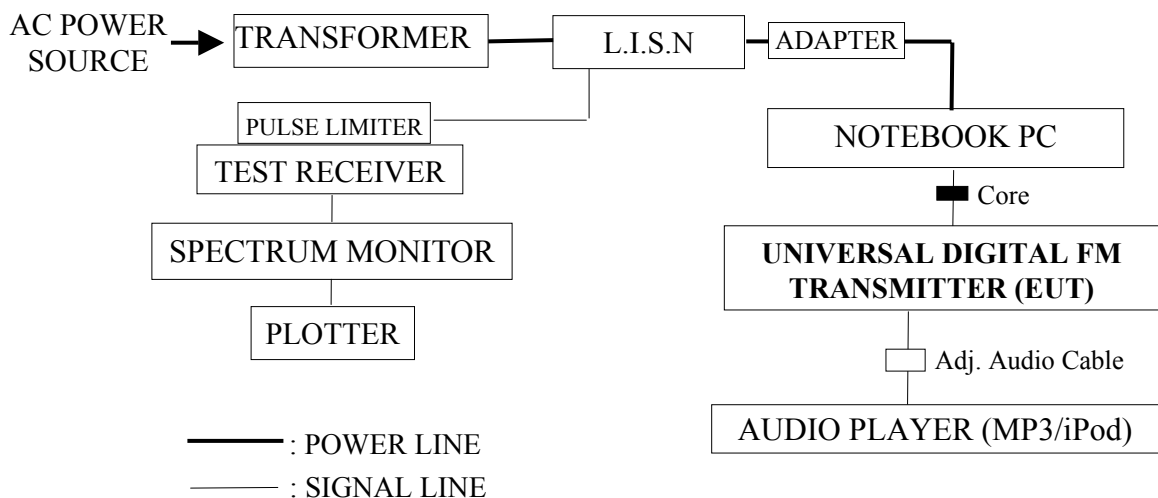
Item	Type	Manufacturer	Model No.	Serial No.	Last Cal.	Next Cal.
1.	Spectrum Monitor	R & S	EZM	880486/002	N/A	N/A
2.	Test Receiver	R & S	ESH3	893044/015	Jul. 05, 03'	Jul. 04, 04'
3.	L.I.S.N.	Kyoritsu	KNW-407	8-881-13	Apr. 16, 03'	Apr. 15, 04'
4.	Pulse Limiter	R & S	ESH3-Z2	003	Jun. 18, 03'	Jun. 17, 04'

2.2. Block Diagram of Test Setup

2.2.1. EUT' s Power Supply with AC Adapter (AC 120V/60Hz)



2.2.2. EUT' s Power Supply with Notebook PC--USB +5V (AC 120V/60Hz)



2.3. Conducted Limits (Comply with §15.207)

Frequency	Maximum RF Line Voltage (dB μ V)	
	Quasi-Peak Level	Average Level
150kHz ~ 500kHz	66 ~ 56 *	56 ~ 46 *
500kHz ~ 5MHz	56	46
5MHz ~ 30MHz	60	50

- Remark:
1. * Decreases with the logarithm of the frequency.
 2. If the average limit is met when using a Quasi-Peak detector, the EUT shall be deemed to meet both limits and measurement with the average detector is unnecessary.

2.4. EUT's Configuration during Compliance Measurement

The following equipment was installed on radiated measurement to meet the commission requirement and operating in a manner which tended to maximize its emission characteristics in a normal application.

2.4.1. Universal Digital FM Transmitter (EUT)

Model Number	:	ST-27
Serial Number	:	N/A
FCC ID	:	QPRST27
Manufacturer	:	Jow Tong Technology Co., Ltd.
Fundamental Frequency	:	88M.1Hz~107.9MHz
Adjustable Audio Cable	:	Detachable, 80cm
USB Cable (Link to PC's USB)	:	Shielded, Detachable, 1.0m Bonded a ferrite core
AC Adapter (USB Type Connector)	:	EVER GLOW, M/N: DBU050030 Input: 120VAC 60Hz 5W Output: 5VDC 300mA DC Cord: Non-Shielded, Undetachable, 1.9m

2.5. Operating Condition of EUT

- 2.5.1. Setup the EUT and simulator as shown on 2.2.
- 2.5.2. Turned on the power of all equipment.
- 2.5.3. The EUT linked to Audio Player and set the transmitting frequency tune in to 88.1MHz、98.0MHz、107.9MHz to measure field strength.
- 2.5.4. The other peripheral devices were drove and operated in turn during all testing.

2.6. Test Procedure

The EUT was put on table which was above the ground by 80cm and it's power adapter was connected to the power mains through a line impedance stabilization network (L.I.S.N.). This provided a 50 ohm coupling impedance for the measuring equipment. Both sides of A.C. line were checked for maximum conducted interference. In order to find the maximum emission, the relative positions of equipments and all of the interface cables were changed according to FCC ANSI C63.4-2001 on conducted measurement.

The bandwidth of R&S Test Receiver ESH3 was set at 10kHz.

The frequency range from 150kHz to 30MHz was checked.

EUT with the following test modes were performed during conducted voltage testing, and selected the worst transmitting frequency (107.9MHz) to read Q.P. & Average value, all the test results are listed in section 2.7.

Mode	Transmitting Frequency	Power Supply
1.	88.1MHz	w/AC Adapter (AC 120V/60Hz)
2.	98.0MHz	
※ 3.	107.9MHz	
※ 4.	107.9MHz	w/Notebook PC--USB + 5V (AC 120V/60Hz)

2.7. Conducted Emission Measurement Results

PASSED. All emissions not reported below are too low against the prescribed limits.

Date of Test : Feb. 09, 2004 Temperature : 15°C

EUT : Universal Digital FM Transmitter Humidity : 59%

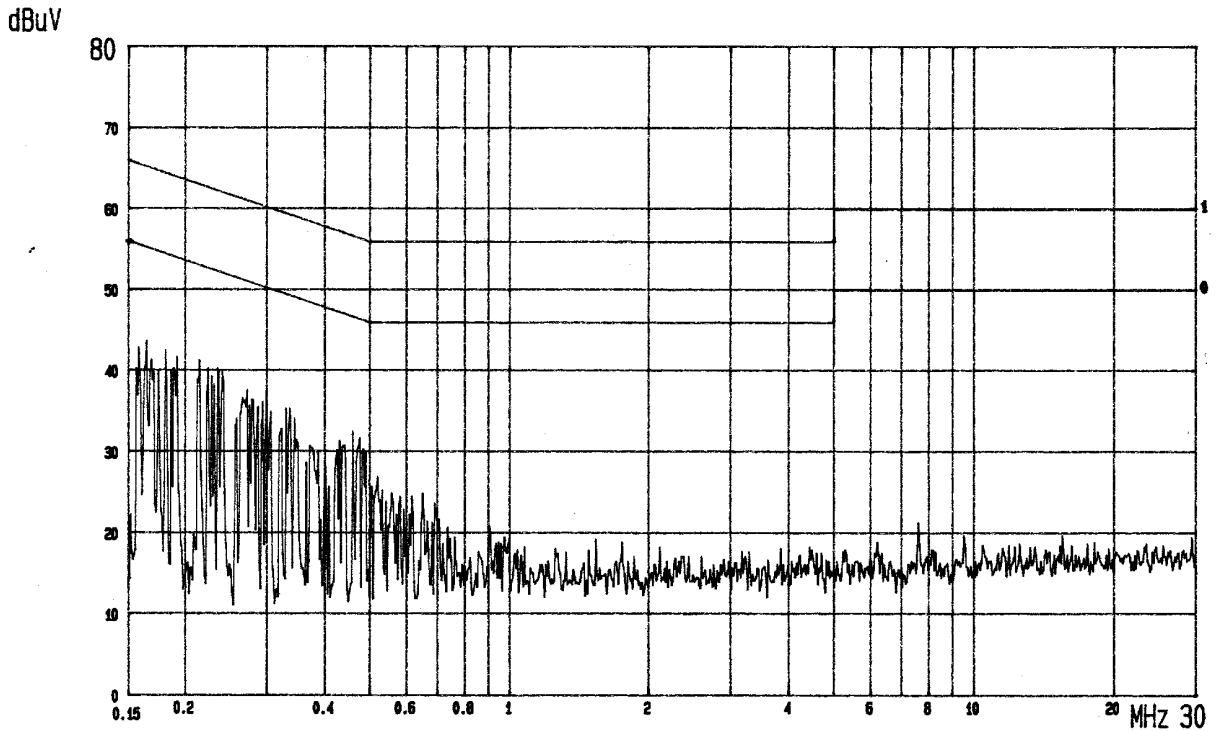
Test Mode : Power w/AC Adapter, Transmitting frequency: 107.9MHz

Frequency (MHz)	Factor dB	Reading (dBμV)		Measurement (dBμV)		Limits (dBμV)		Margin dB	
		Phase Neutral (VA)							
		Q.P.	Average	Q.P.	Average	Q.P.	Average	Q.P.	Average
0.1563	0.4	40.1	*	40.5	*	65.6	55.6	25.1	*
0.1909	0.4	39.4	*	39.8	*	64.0	54.0	24.2	*
0.2518	0.4	38.4	*	38.8	*	61.7	51.7	22.9	*
0.3320	0.4	35.2	*	35.6	*	59.4	49.4	23.8	*
0.4672	0.5	32.1	*	32.6	*	56.5	46.5	23.9	*
0.5445	0.5	25.1	*	25.6	*	56.0	46.0	30.4	*

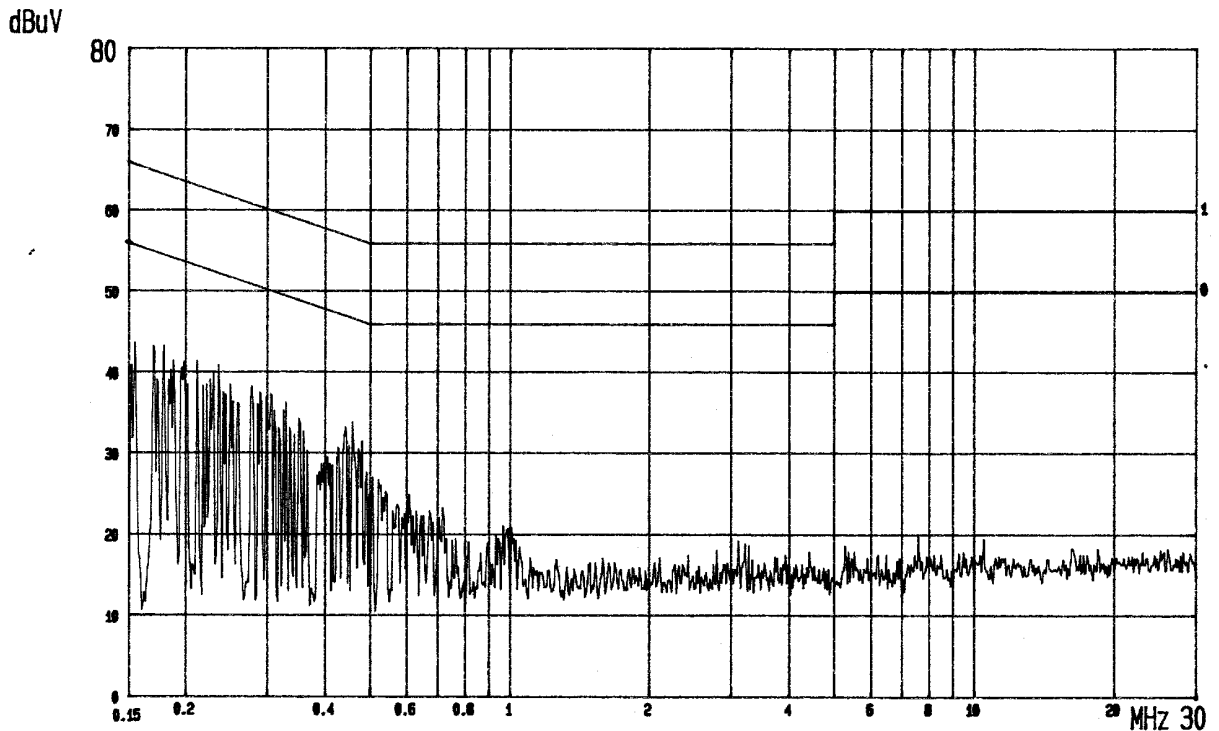
Frequency (MHz)	Factor dB	Reading (dBμV)		Measurement (dBμV)		Limits (dBμV)		Margin dB	
		Phase Line (VB)							
		Q.P.	Average	Q.P.	Average	Q.P.	Average	Q.P.	Average
0.1563	0.4	38.1	*	38.5	*	65.6	55.6	27.1	*
0.1943	0.4	38.4	*	38.8	*	63.8	53.8	25.0	*
0.2532	0.4	37.8	*	38.2	*	61.6	51.6	23.4	*
0.3340	0.4	35.2	*	35.6	*	59.3	49.3	23.7	*
0.4457	0.5	30.4	*	30.9	*	56.9	46.9	26.0	*
0.6931	0.5	17.4	*	17.9	*	56.0	46.0	38.1	*

- Remark :
1. All readings are Quasi-Peak and Average values.
 2. Measurement = Factor (Insertion Loss + Cable Loss) + Reading.
 3. Margin = Limits – Measurement.
 4. The “*” means above Q.P. values have met both limits, they are not necessary to measure with average detector.
 5. The worst emission was detected at 0.2518MHz with corrected signal level of 38.8dBμV (limit is 61.7dBμV) when the VA side of the EUT’s power adapter was connected to L.I.S.N.

Test Mode: Power w/AC Adapter, Transmitting frequency: 88.1MHz

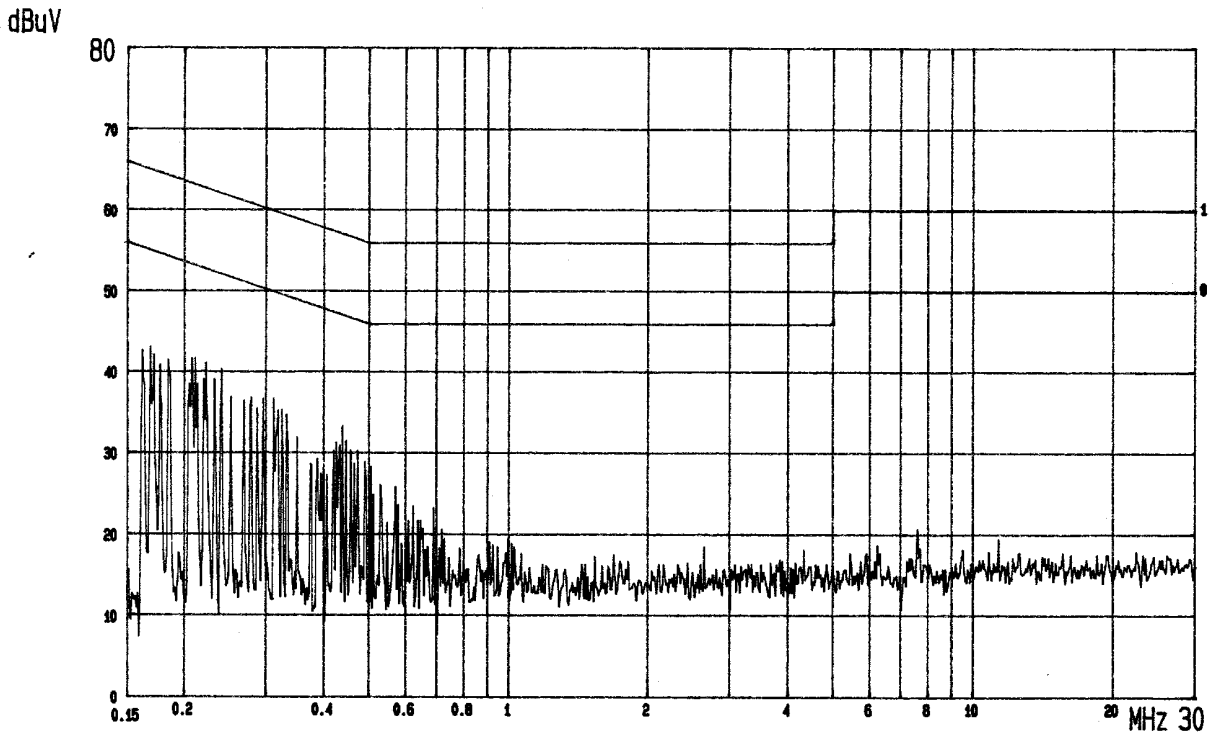


JOW-TONG EUT: UNIVERSAL DIGITAL FM TRANSMITTER M/N: ST-27 120V/60Hz PAGE: 02
LINE: N MEMO: 88.1 MHz (PEAK VALUE) AUDIX

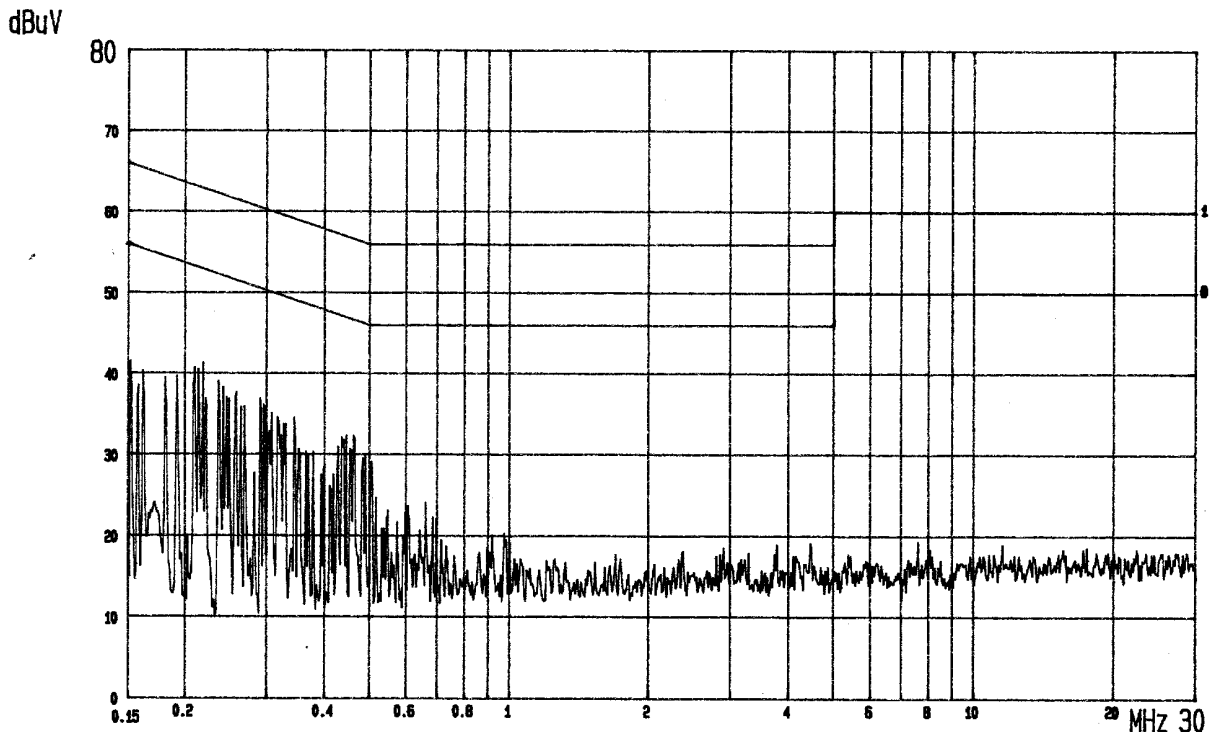


JOW-TONG EUT: UNIVERSAL DIGITAL FM TRANSMITTER M/N: ST-27 120V/60Hz PAGE: 01
LINE: L1 MEMO: 88.1 MHz (PEAK VALUE) AUDIX

Test Mode: Power w/AC Adapter, Transmitting frequency: 98.0MHz

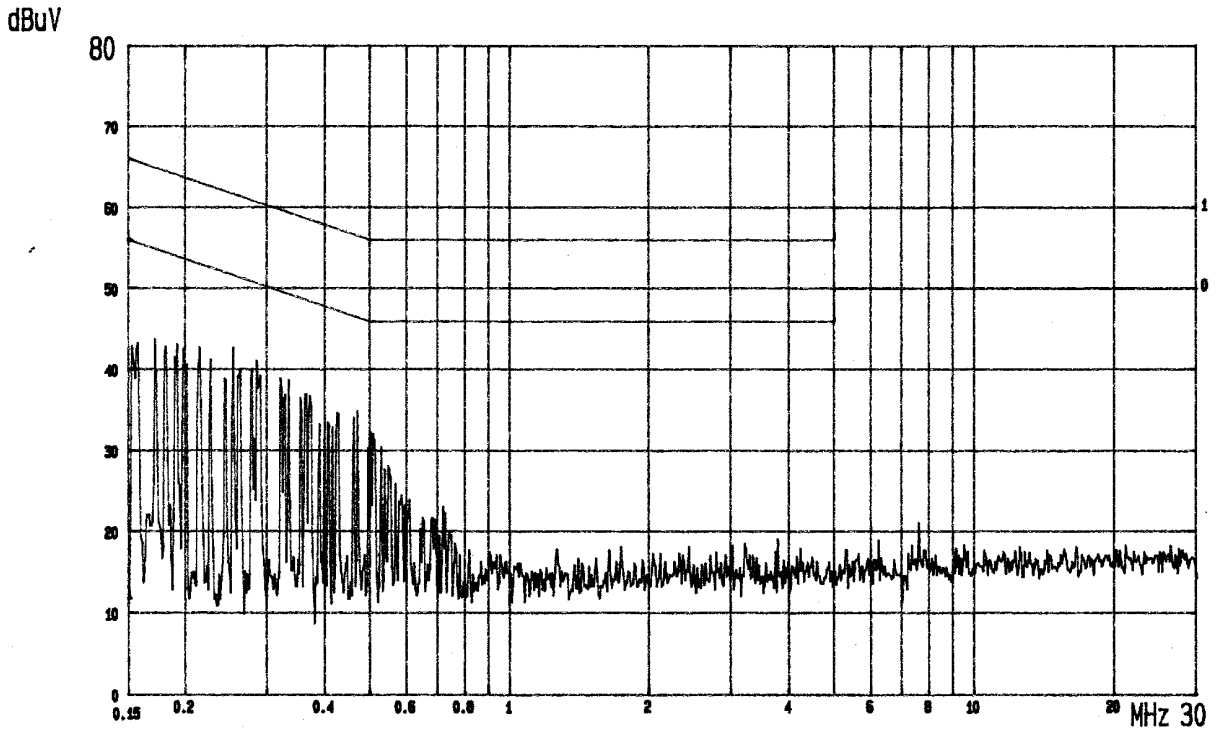


JOW-TONG EUT: UNIVERSAL DIGITAL FM TRANSMITTER M/N: ST-27 120V/60Hz PAGE: 02
LINE: N MEMO: 98.0 MHz (PEAK VALUE) AUDIX

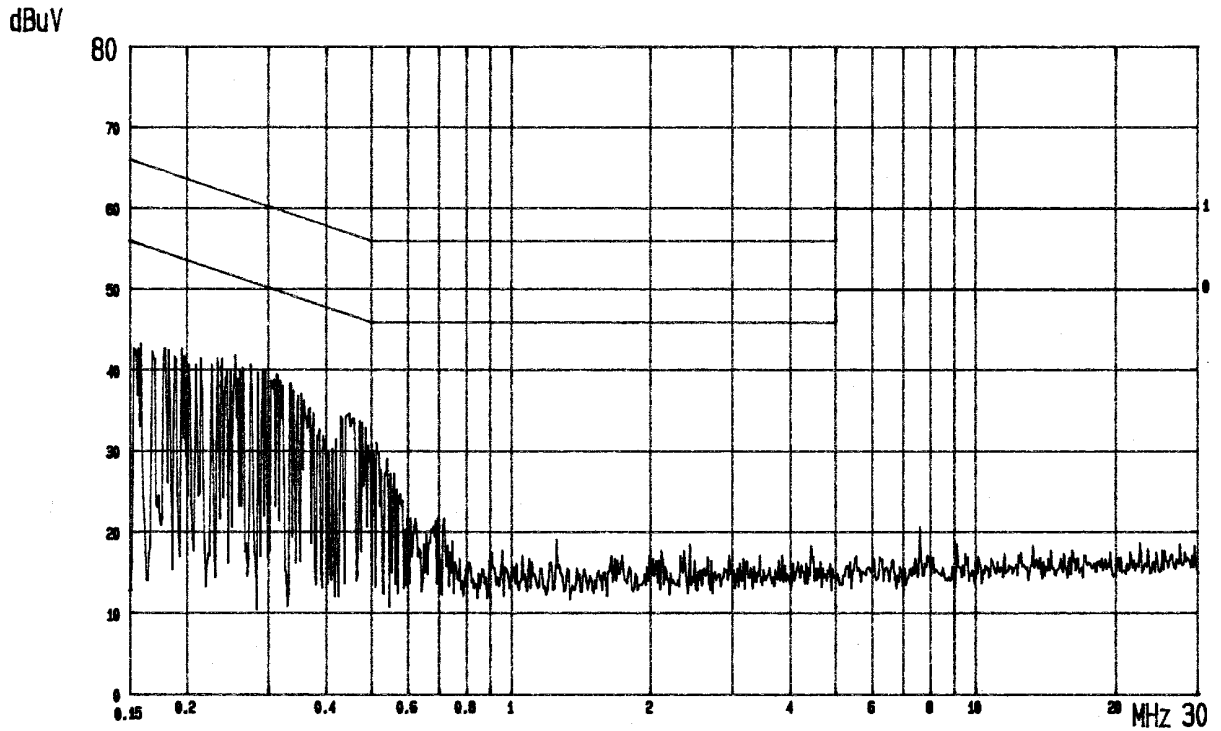


JOW-TONG EUT: UNIVERSAL DIGITAL FM TRANSMITTER M/N: ST-27 120V/60Hz PAGE: 01
LINE: L1 MEMO: 98.0 MHz (PEAK VALUE) AUDIX

Test Mode: Power w/AC Adapter, Transmitting frequency: 107.9MHz



JOW-TONG EUT: UNIVERSAL DIGITAL FM TRANSMITTER M/N: ST-27 120V/60Hz PAGE: 02
 LINE: N MEMO: 107.9MHz (PEAK VALUE) AUDIX



JOW-TONG EUT: UNIVERSAL DIGITAL FM TRANSMITTER M/N: ST-27 120V/60Hz PAGE: 01
 LINE: L1 MEMO: 107.9MHz (PEAK VALUE) AUDIX

Date of Test : Feb. 20, 2004 Temperature : 16°C

EUT : Universal Digital FM Transmitter Humidity : 58%

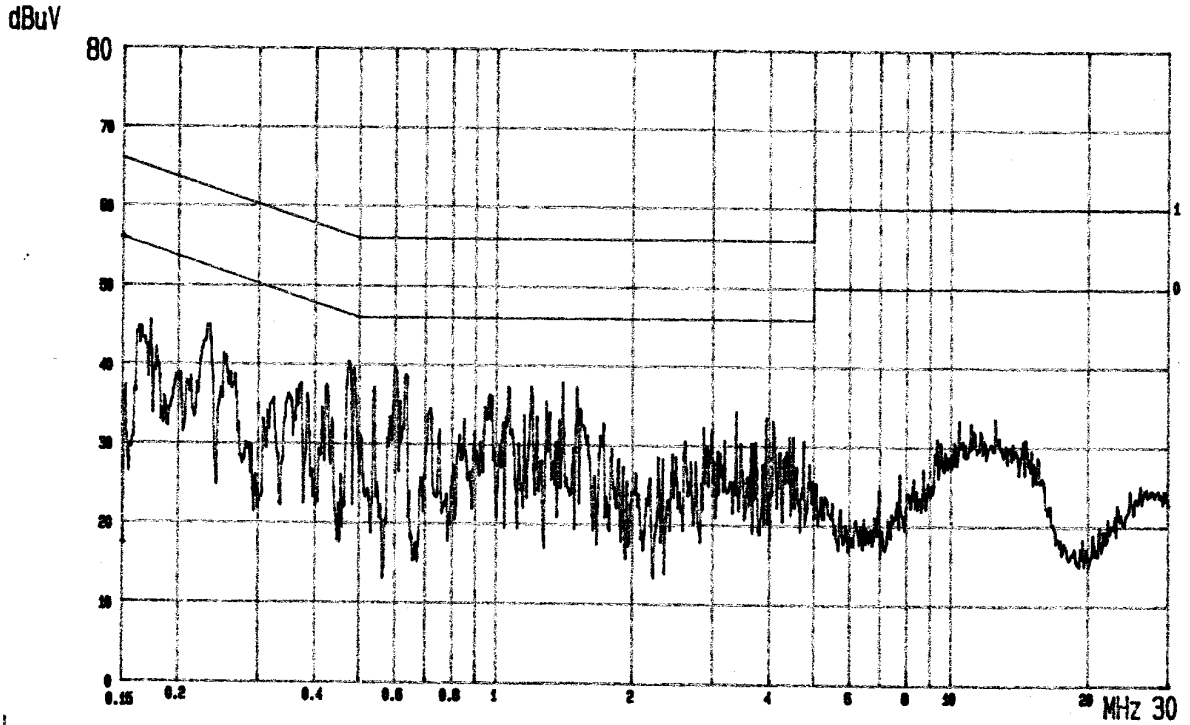
Test Mode : Power w/Notebook PC, Transmitting frequency: 107.9MHz

Frequency (MHz)	Factor dB	Reading (dBμV)		Measurement (dBμV)		Limits (dBμV)		Margin dB	
		Phase Neutral (VA)							
		Q.P.	Average	Q.P.	Average	Q.P.	Average	Q.P.	Average
0.2318	0.4	43.3	*	43.7	*	62.4	52.4	18.7	*
0.4727	0.5	37.4	*	37.9	*	56.4	46.4	18.5	*
0.6271	0.5	35.4	*	35.9	*	56.0	46.0	20.1	*
1.4988	0.5	36.2	*	36.7	*	56.0	46.0	19.3	*
3.9129	0.5	30.3	*	30.8	*	56.0	46.0	25.2	*
12.4788	0.9	31.2	*	32.1	*	60.0	50.0	27.9	*

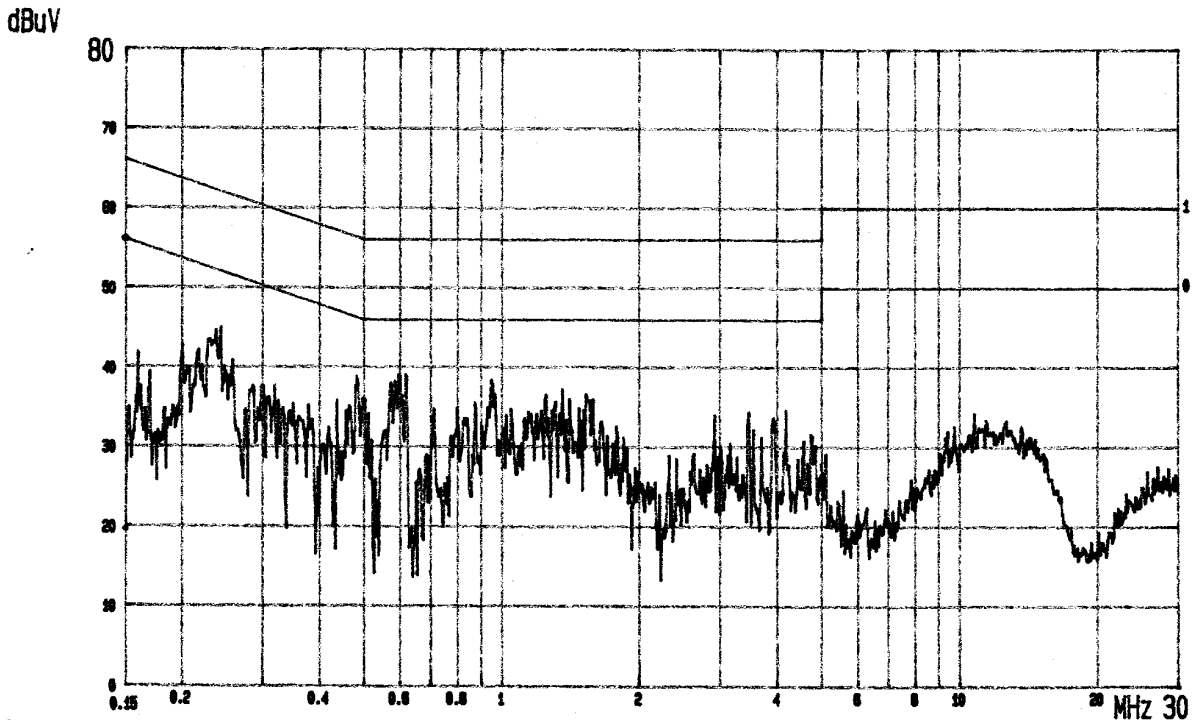
Frequency (MHz)	Factor dB	Reading (dBμV)		Measurement (dBμV)		Limits (dBμV)		Margin dB	
		Phase Line (VB)							
		Q.P.	Average	Q.P.	Average	Q.P.	Average	Q.P.	Average
0.1978	0.4	43.2	*	43.6	*	63.7	53.7	20.1	*
0.2346	0.4	42.8	*	43.2	*	62.3	52.3	19.1	*
0.5319	0.5	38.4	*	38.9	*	56.0	46.0	17.1	*
1.1774	0.5	36.4	*	36.9	*	56.0	46.0	19.1	*
3.5195	0.5	32.6	*	33.1	*	56.0	46.0	22.9	*
12.8516	0.9	30.2	*	31.1	*	60.0	50.0	28.9	*

- Remark :
1. All readings are Quasi-Peak and Average values.
 2. Measurement = Factor (Insertion Loss + Cable Loss) + Reading.
 3. Margin = Limits – Measurement.
 4. The “*” means above Q.P. values have met both limits, they are not necessary to measure with average detector.
 5. The worst emission was detected at 0.5319MHz with corrected signal level of 38.9dBμV (limit is 56.0dBμV) when the VB side of the Notebook PC’s power adapter was connected to L.I.S.N.

Test Mode: Power w/Notebook PC, Transmitting frequency: 107.9MHz



LINE: N EUT: UNIVERSAL DIGITAL FM TRANSMITTER M/N: ST-27 120V/60Hz PAGE: 02
MEMO: WITH NB (PEAK VALUE) AUDIX



LINE: L1 EUT: UNIVERSAL DIGITAL FM TRANSMITTER 120V/60Hz PAGE: 01
MEMO: WITH NB (PEAK VALUE) AUDIX

3. RADIATED EMISSION MEASUREMENT

3.1. Test Equipment

The following test equipment was used during the radiated emission measurement:

3.1.1. For 30MHz~1000MHz Frequency (at Semi-Anechoic Chamber)

Item	Type	Manufacturer	Model No.	Serial No.	Last Cal.	Next Cal.
1.	Spectrum Analyzer	HP	8593EM	3826A00248	Sep.24, 03'	Sep.23, 04'
2.	Pre-Amplifier	HP	8447D	2944A06305	Mar.12, 04'	Mar.11, 05'
3.	Broadband Antenna	Schwarzbeck	BBA 9106	A3L	Feb.21, 04'	Feb.20, 05'
4.	Broadband Antenna	Schwarzbeck	UHALP9108-A	0138	Feb.21, 04'	Feb.20, 05'

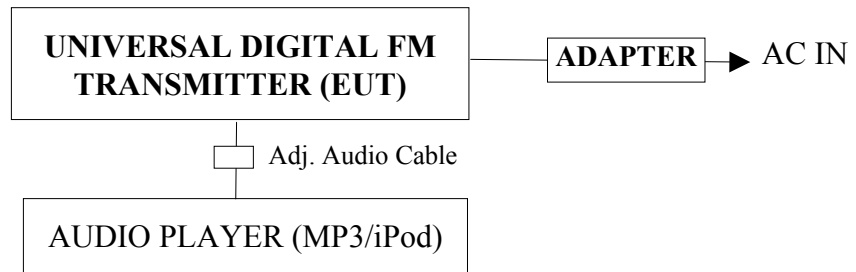
3.1.2. For 1GHz~2GHz frequency (at Semi-Anechoic Chamber)

Item	Type	Manufacturer	Model No.	Serial No.	Last Cal.	Next Cal.
1.	Spectrum Analyzer	HP	8593EM	3826A00248	Sep.24, 03'	Sep.23, 04'
2.	Pre-Amplifier	HP	8449B	3008A01284	Jul. 02, 03'	Jul. 01, 04'
3.	Horn Antenna	EMCO	3115	9112-3775	Apr. 21, 03'	Apr.20, 04'

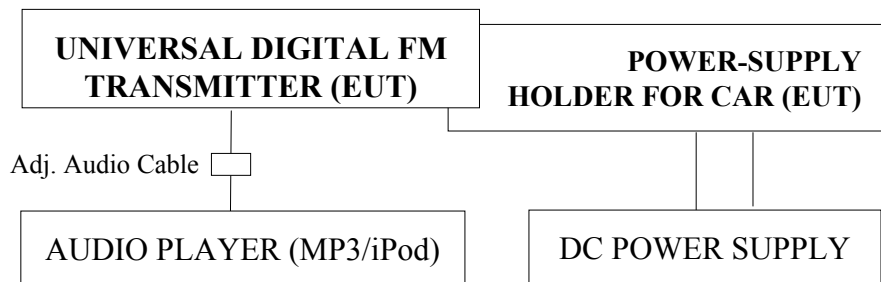
3.2. Test Setup

3.2.1. Block Diagram of connection between EUT and simulators

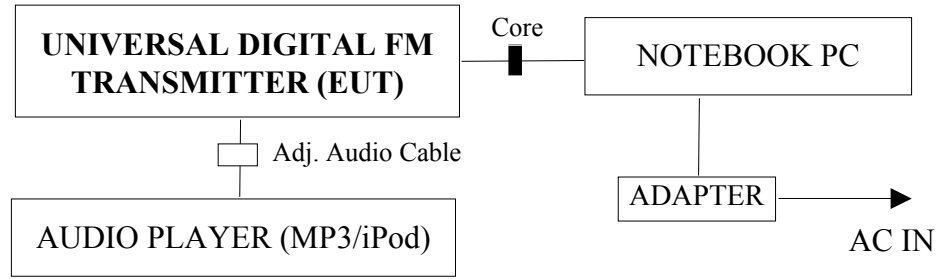
3.2.1.1.EUT' s Power Supply with AC Adapter (AC 120V/60Hz)



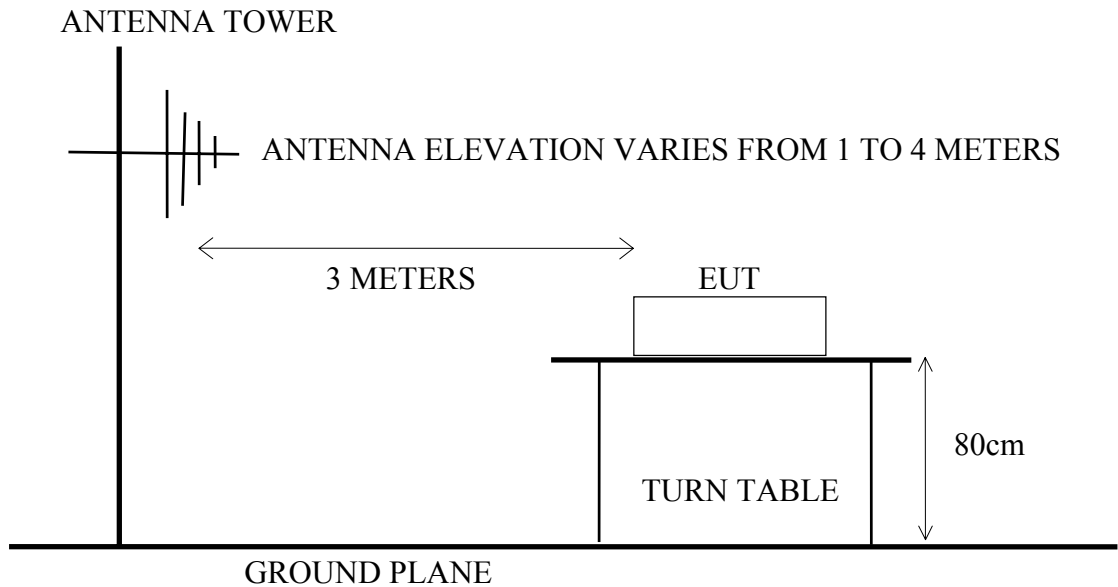
3.2.1.2.EUT' s Power Supply with Power-Supply Holder for Car (DC 12V)



3.2.1.3. EUT's Power Supply with Notebook PC--USB +5V (AC 120V/60Hz)



3.2.2. Semi-Anechoic Chamber (3m) Setup Diagram



3.3. Radiation Limit (Comply with §15.239 & §15.209)

3.3.1. §15.239 Radiated Emission Limits (Fundamental Frequency)

FREQUENCY MHz	DISTANCE Meters	FIELD STRENGTHS LIMITS	
		μV/m	dBμV/m
Fundamental Freq.	3	250	48.0 (Average)
Fundamental Freq.	3	250	68.0 (Peak) ^{*(2)}

Remark : (1) Emission level (dBμV/m) = 20 log Emission level (μV/m)
 (2) The provision in section 15.35 for limiting peak emission apply.

3.3.2. §15.209 Radiated Emission Limits (Spurious Frequency)

FREQUENCY	DISTANCE	FIELD STRENGTHS LIMITS	
		μV/m	dBμV/m
MHz	Meters		
30 ~ 88	3	100	40.0
88 ~ 216	3	150	43.5
216 ~ 960	3	200	46.0
Above 960	3	500	54.0
1000 ~ 2000	3	---	54 (Average) ^{*(4)}
1000 ~ 2000	3	---	74 (Peak) ^{*(4)}

- Remark :
- (1) Emission level (dBμV/m) = 20 log Emission level (μV/m)
 - (2) The tighter limit applies at the edge between two frequency bands.
 - (3) Distance refers to the distance in meters between the measuring instrument antenna and the closed point of any part of the device or system.
 - (4) The over 1GHz limit, FCC limit is used based on CFR 47 Part 15.35 (b) and 15.205(b) & Part 15.209(e).

3.4. EUT's Configuration during Compliance Measurement

The following equipment were installed on radiated measurement to meet the commission requirement and operating in a manner which tended to maximize its emission characteristics in a normal application.

3.4.1. Universal Digital FM Transmitter (EUT)

Model Number	:	ST-27
Serial Number	:	N/A
FCC ID	:	QPRST27
Manufacturer	:	Jow Tong Technology Co., Ltd.
Fundamental Frequency	:	88.1MHz~107.9MHz
Adjustable Audio Cable	:	Detachable, 80cm
USB Cable	:	Shielded, Detachable, 1.0m
(Link to PC's USB)		Bonded a ferrite core
AC Adapter	:	EVER GLOW, M/N: DBU050030
(USB Type Connector)		Input: 120VAC 60Hz 5W
		Output: 5VDC 300mA
		DC Cord: Non-Shielded, Undetachable, 1.9m
Power-Supply Holder for Car	:	Jow Tong
		12V~24V

3.5. Operating Condition of EUT

- 3.5.1. Setup the EUT and simulator as shown on 3.2.
- 3.5.2. Turned on the power of all equipment.
- 3.5.3. The EUT linked to Audio Player and set the transmitting frequency tune in to 88.1MHz、98.0MHz、107.9MHz to measure field strength.
- 3.5.4. The other peripheral devices were drove and operated in turn during all testing.

3.6. Test Procedure

The EUT and its simulators were placed on a turn table which was 0.8 meter above the ground. The turn table rotated 360 degrees to determine the position of the maximum emission level. EUT was set 3 meters away from the receiving antenna which was mounted on a antenna tower. The antenna moved up and down between 1 to 4 meters to find out the maximum emission level. Broadband antenna such as calibrated biconical and log- periodical antenna or horn antenna were used as a receiving antenna. Both horizontal and vertical polarization of the antenna were set on measurement. In order to find the maximum emission, all of the interface cables were manipulated according to FCC ANSI C63.4-2001 regulation.

The bandwidth of test receiver was set at 120kHz and resolution bandwidth of spectrum analyzer was set at 1MHz.

The frequency range from 30MHz to 2000MHz was checked. All emissions not reported below are too low against the prescribed limits.

EUT with the following test modes were measured within Semi-Aanechoic Chamber and all the scanning waveform were attached within Appendix, which include :

Mode	Transmitting Frequency	Power Supply
1.	88.1MHz	w/AC Adapter (AC 120V/60Hz)
2.	98.0MHz	
※ 3.	107.9MHz	
4.	88.1MHz	w/Power-Supply Holder for Car (DC 12V)
5.	98.0MHz	
※ 6.	107.9MHz	
7.	88.1MHz	w/Notebook PC--USB + 5V (AC 120V/60Hz)
8.	98.0MHz	
9.	107.9MHz	

Finally, re-measured the worst test modes (Mode 3 & 6) at Semi-Anechoic Chamber and all the test results are listed in section 3.7.

3.7. Radiated Emission Noise Measurement Results

PASSED. Please refer to the following pages.

The frequency spectrum from 30 MHz to 2000MHz is investigated. All the emissions not reported below are too low against the FCC Part 15 Subpart C official limits.

Date of Test : Mar. 13, 2004 Temperature : 19°C
 EUT : Universal Digital FM Transmitter Humidity : 68%
 Test Mode : Transmitting frequency: 107.9MHz (w/AC Adapter, 120V/60Hz)

Frequency MHz	Antenna Factor dB/m	Cable Loss dB	Meter Reading Horizontal dBμV	Emission Level Horizontal dBμV/m	Limits dBμV/m	Margin dB

Fundamental Freq. (Average Value)						
107.900	17.58	2.20	17.30	37.08	48.00	10.92
Fundamental Freq. (Peak Value)						
107.900	17.58	2.20	23.15	42.93	68.00	25.07
Spurious Freq. (Quasi-Peak Value)						
91.830	15.10	2.00	11.62	28.72	43.50	14.78
168.240	21.50	2.70	7.15	31.35	43.50	12.15
191.730	21.90	3.00	5.13	30.03	43.50	13.47
215.800	22.70	3.20	4.31	30.21	46.00	15.79
323.700	14.70	4.20	11.21	30.11	46.00	15.89
431.600	17.20	5.20	5.95	28.35	46.00	17.65
463.800	17.80	5.70	10.78	34.28	46.00	11.72
501.600	18.30	6.52	6.05	30.87	46.00	15.13
539.500	18.77	7.10	1.95	27.82	46.00	18.18
647.400	20.10	6.30	0.26	26.66	46.00	19.34
675.900	20.90	6.40	7.02	34.32	46.00	11.68

Remark : 1. Emission Level = Antenna Factor + Cable Loss + Meter Reading.
 2. The emissions level are too low against the official limit and not report.

Date of Test : Mar. 13, 2004 Temperature : 19°C
 EUT : Universal Digital FM Transmitter Humidity : 68%
 Test Mode : Transmitting frequency: 107.9MHz (w/AC Adapter, 120V/60Hz)

Frequency MHz	Antenna Factor dB/m	Cable Loss dB	Meter Reading Vertical dBµV	Emission Level Vertical dBµV/m	Limits dBµV/m	Margin dB

Fundamental Freq. (Average Value)						
107.900	17.40	2.20	15.64	35.24	48.00	12.76
Fundamental Freq. (Peak Value)						
107.900	17.40	2.20	20.63	40.35	68.00	27.77
Spurious Freq. (Quasi-Peak Value)						
56.190	15.76	1.60	5.11	22.47	40.00	17.53
132.840	19.20	2.40	8.04	29.64	43.50	13.86
168.240	21.50	2.70	4.03	28.23	43.50	15.27
215.800	23.16	3.10	4.94	31.20	43.50	12.30
323.700	14.50	4.20	11.38	30.08	46.00	15.92
431.600	16.60	5.20	7.07	28.87	46.00	17.13
501.600	17.97	6.52	4.16	28.65	46.00	17.35
539.500	18.70	7.07	0.89	26.66	46.00	19.34
647.400	20.45	6.30	- 0.18	26.57	46.00	19.43
721.400	21.40	6.54	6.15	34.09	46.00	11.91

Remark : 1. Emission Level = Antenna Factor + Cable Loss + Meter Reading.
 2. The emissions level are too low against the official limit and not report.

Date of Test : Mar. 13, 2004 Temperature : 19°C
 EUT : Universal Digital FM Transmitter Humidity : 68%
 Test Mode : Transmitting frequency: 107.9MHz
(w/Power-Supply Holder for Car, DC 12V)

Frequency MHz	Antenna Factor dB/m	Cable Loss dB	Meter Reading		Emission Level		Margin dB
			Horizontal dBμV	Horizontal dBμV/m	Horizontal dBμV/m	Limits dBμV/m	

Fundamental Freq. (Average Value)							
107.900	17.58	2.20	18.33	38.11	48.00	9.89	
Fundamental Freq. (Peak Value)							
107.900	17.58	2.20	23.12	42.90	68.00	25.10	
Spurious Freq. (Quasi-Peak Value)							
73.740	12.30	1.80	9.04	23.14	40.00	16.86	
120.180	18.83	2.30	6.90	28.03	43.50	15.47	
132.330	19.48	2.40	8.56	30.44	43.50	13.06	
180.390	21.70	2.90	7.08	31.68	43.50	11.82	
215.800	22.70	3.20	6.89	32.79	46.00	13.21	
239.790	24.64	3.40	3.26	31.30	46.00	14.70	
323.700	14.70	4.20	12.41	31.31	46.00	14.69	
431.600	17.20	5.20	8.32	30.72	46.00	15.28	
502.300	18.30	6.52	5.87	30.69	46.00	15.31	
539.500	18.80	7.07	2.70	28.57	46.00	17.43	
647.400	20.10	6.30	2.09	28.49	46.00	17.51	
700.400	21.10	6.50	8.27	35.87	46.00	10.13	
815.900	22.10	7.00	4.56	33.66	46.00	12.34	

Remark : 1. Emission Level = Antenna Factor + Cable Loss + Meter Reading.
 2. The emissions level are too low against the official limit and not report.

Date of Test : Mar. 13, 2004 Temperature : 19°C
 EUT : Universal Digital FM Transmitter Humidity : 68%
 Test Mode : Transmitting frequency: 107.9MHz
(w/Power-Supply Holder for Car, DC 12V)

Frequency MHz	Antenna Factor dB/m	Cable Loss dB	Meter Reading Vertical dBµV	Emission Level Vertical dBµV/m	Limits dBµV/m	Margin dB

Fundamental Freq. (Average Value)						
107.900	17.36	2.20	17.28	36.84	48.00	11.16
Fundamental Freq. (Peak Value)						
107.900	17.36	2.20	20.70	40.62	68.00	27.74
Spurious Freq. (Quasi-Peak Value)						
58.080	15.54	1.60	7.64	24.78	40.00	15.22
120.180	17.63	2.30	8.95	28.88	43.50	14.62
132.330	18.78	2.40	6.39	27.57	43.50	15.93
180.390	19.90	2.90	5.82	28.62	43.50	14.88
215.800	22.82	3.20	4.62	30.64	46.00	15.36
323.700	14.50	4.20	11.53	30.23	46.00	15.77
431.600	16.60	5.20	7.83	29.63	46.00	16.37
502.300	17.97	6.52	5.98	30.47	46.00	15.53
539.500	18.70	7.07	2.77	28.54	46.00	17.46
647.400	20.45	6.30	1.62	28.37	46.00	17.63
700.400	20.95	6.50	8.52	35.97	46.00	10.03
815.900	21.60	7.00	5.73	34.33	46.00	11.67

Remark : 1. Emission Level = Antenna Factor + Cable Loss + Meter Reading.
 2. The emissions level are too low against the official limit and not report.

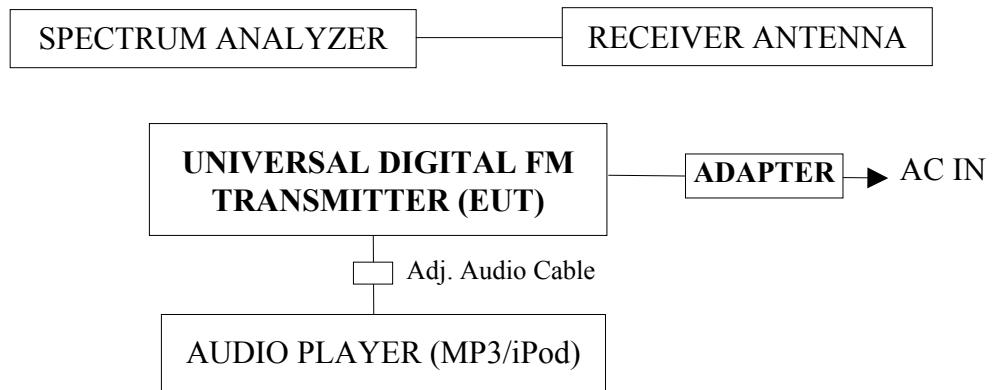
4. 26dB BANDWIDTH MEASUREMENT

4.1. Test Equipment

The following test equipment were used during the Emission Bandwidth Measurement:

Item	Type	Manufacturer	Model No.	Serial No.	Last Cal.	Next Cal.
1.	Spectrum Analyzer	HP	8564EC	3946A00249	Aug.28, 03'	Aug.27. 04'

4.2. Block Diagram of Test Setup



4.3. Specification Limits (§15.239)

The 26dB bandwidth of fundamental emission from the intentional radiator shall be confined within a band 200kHz wide centered on the operating frequency. The 200kHz band shall lie wholly within the frequency range of 88-107.9MHz.

4.4. EUT's Configuration during Compliance Measurement

The configuration of EUT were same as section 2.4.

4.5. 26dB Bandwidth Measurement Results

PASSED. The graph of bandwidth measured is attached in next pages.

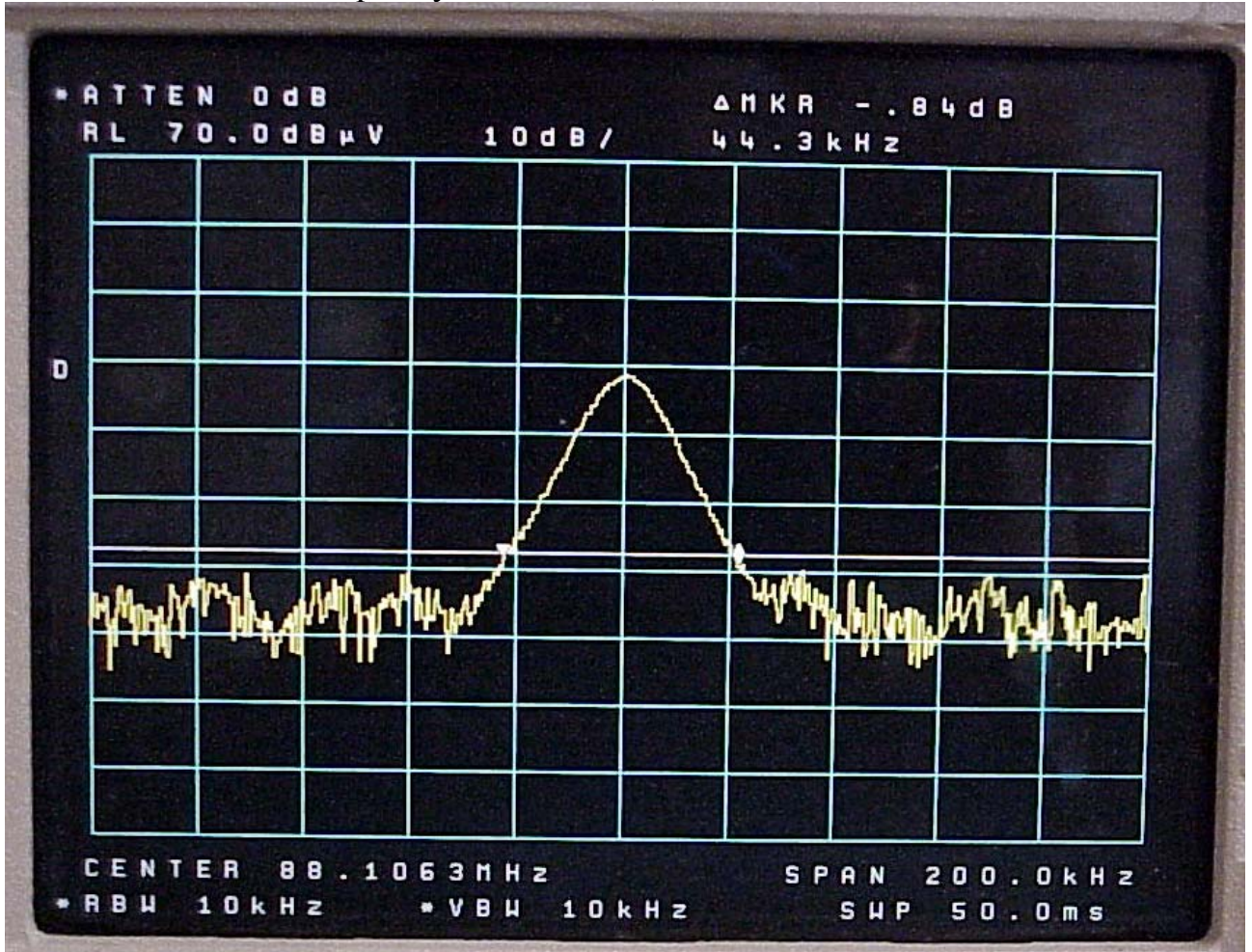
Date of Test: Mar. 05, 2004 Temperature : 20°C Humidity : 68%

Mode	Center Frequency	26dB Bandwidth	Limits
1.	88.1063MHz	44.3kHz	200kHz
2.	98.0067MHz	46.7kHz	200kHz
3.	107.9080MHz	45.0kHz	200kHz

Remark: The lowest frequency is 88.1MHz8415MHz and the highest frequency is 107.9305MHz.

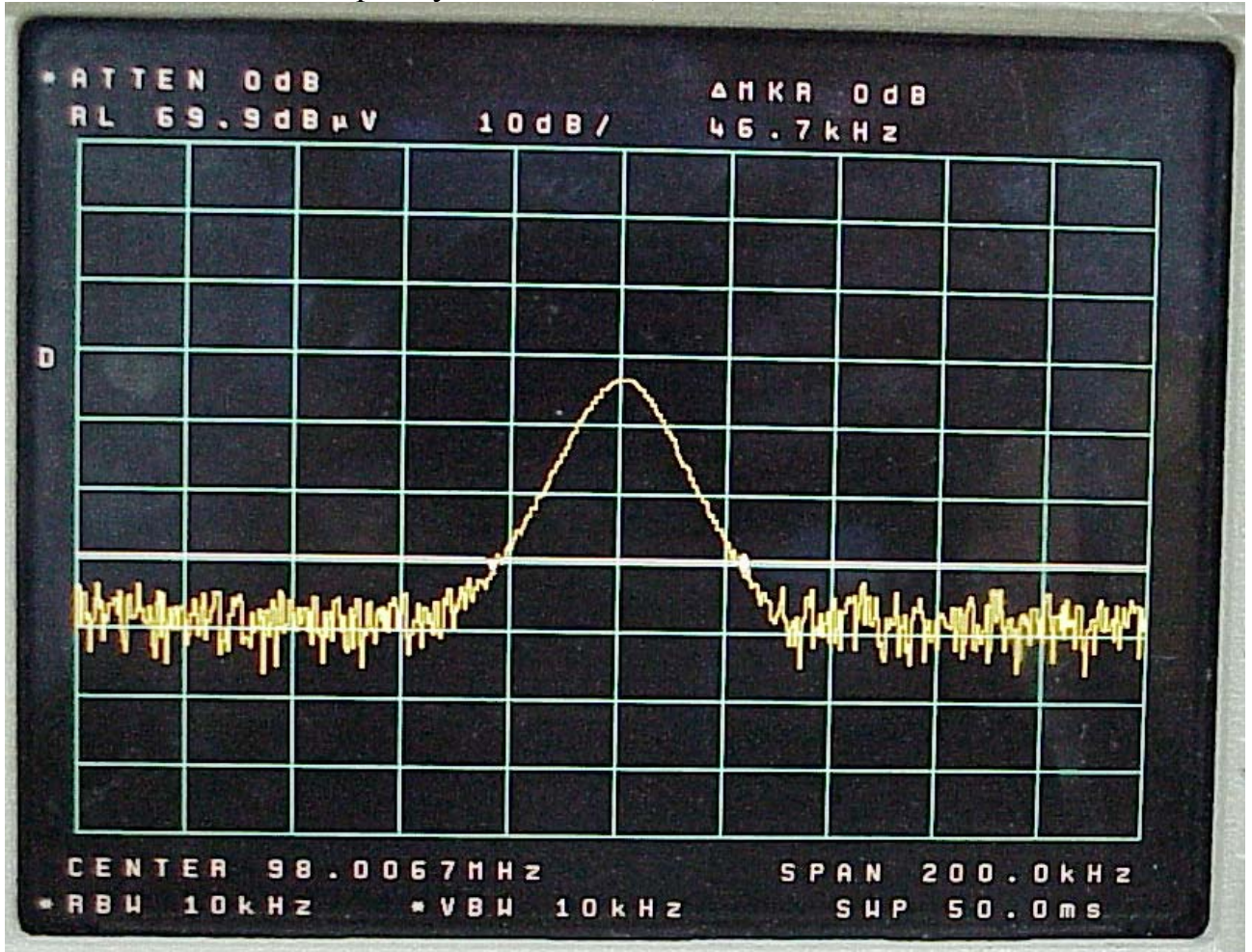
(Graph of Bandwidth Measurement)

Center Frequency 88.1063MHz, 26dB Bandwidth: 44.3kHz



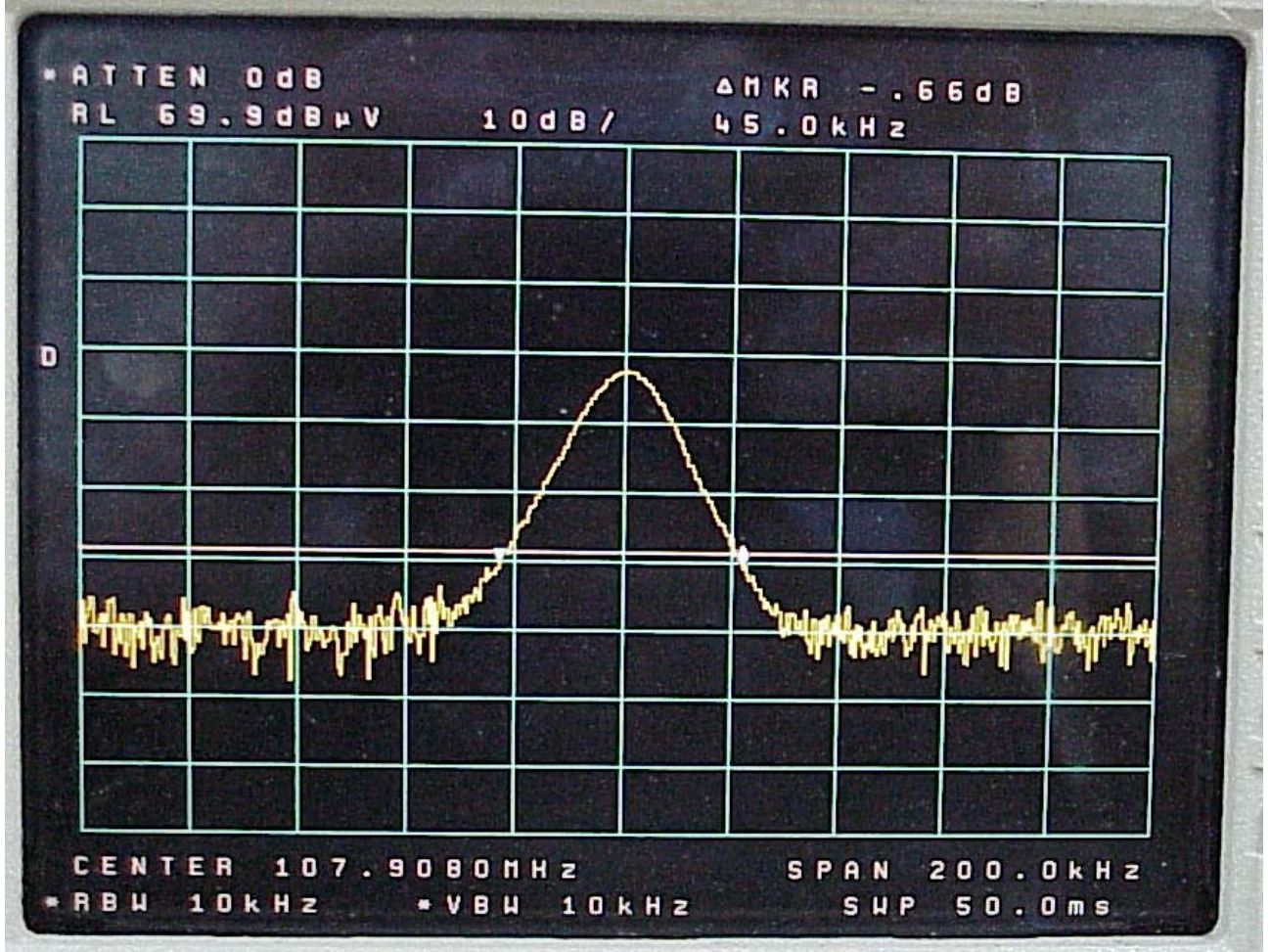
(Graph of Bandwidth Measurement)

Center Frequency 98.0067MHz, 26dB Bandwidth: 46.7kHz



(Graph of Bandwidth Measurement)

Center Frequency 107.9080MHz, 26dB Bandwidth: 45.0kHz



5. DEVIATION TO TEST SPECIFICATIONS

【NONE】

6. PHOTOGRAPHS

6.1. Photos of Conducted Measurement

Test Mode: EUT's Power with AC Adapter (AC 120V/60Hz)



FRONT VIEW OF CONDUCTED MEASUREMENT



BACK VIEW OF CONDUCTED MEASUREMENT

Test Mode: EUT's Power with Notebook PC-- USB +5V (AC 120V/60Hz)




FRONT VIEW OF CONDUCTED MEASUREMENT



BACK VIEW OF CONDUCTED MEASUREMENT

6.2. Photos of Radiated Measurement at Semi-Anechoic Chamber (30-1000MHz)

Test Mode: EUT's Power with AC Adapter (AC 120V/60Hz)




FRONT VIEW OF RADIATED MEASUREMENT




BACK VIEW OF RADIATED MEASUREMENT

EUT' s Power with Power-Supply Holder for Car (DC 12V)




FRONT VIEW OF RADIATED MEASUREMENT




BACK VIEW OF RADIATED MEASUREMENT

Test Mode: EUT's Power with Notebook PC-- USB +5V (AC 120V/60Hz)




FRONT VIEW OF RADIATED MEASUREMENT



BACK VIEW OF RADIATED MEASUREMENT

6.3. Photos of Radiated Measurement at Semi-Anechoic Chamber (1-2GHz)
Test Mode: EUT's Power with AC Adapter (AC 120V/60Hz)




FRONT VIEW OF RADIATED MEASUREMENT



BACK VIEW OF RADIATED MEASUREMENT

EUT' s Power Supply with Power-Supply Holder for Car (DC 12V)



FRONT VIEW OF RADIATED MEASUREMENT




BACK VIEW OF RADIATED MEASUREMENT

Test Mode: EUT's Power with Notebook PC-- USB +5V (AC 120V/60Hz)




FRONT VIEW OF RADIATED MEASUREMENT



BACK VIEW OF RADIATED MEASUREMENT

6.4. Photos of Bandwidth Measurement



APPENDIX

Radiated Test Data At Semi-Anechoic Chamber

(Total Pages: 12)

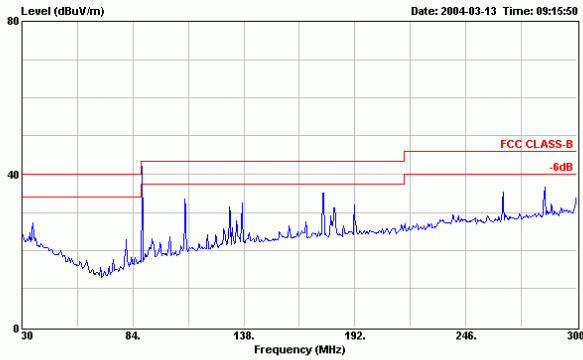


EMC Laboratory
 No.53-11, Tin-fu Tsun, Lin-kou Hsiang, Taipei
 County, Taiwan R.O.C. Post Code:24443
 Tel:+886-2-26092133 Fax:+886-2-26099303
 Email:ttenc@ttenc.com.tw
 Web:www.ttenc.com.tw



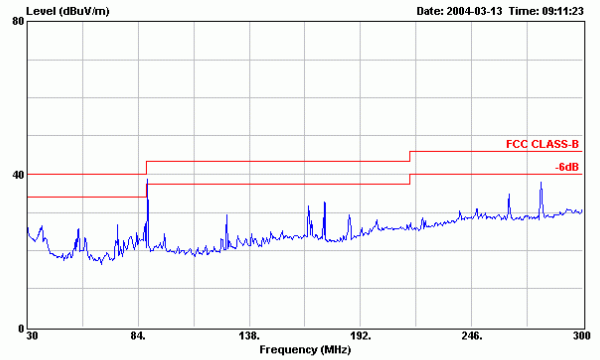
EMC Laboratory
 No.53-11, Tin-fu Tsun, Lin-kou Hsiang, Taipei
 County, Taiwan R.O.C. Post Code:24443
 Tel:+886-2-26092133 Fax:+886-2-26099303
 Email:ttenc@ttenc.com.tw
 Web:www.ttenc.com.tw

Data#: 20 File#: C:\930015(EDITION-E1).EMI



Site : Anechoic Chamber
 Condition : FCC CLASS-B 3m BBA9106(A3L) HORIZONTAL
 EUT : Universal Digital FM Transmitter
 POWER : M/N:ST-27 (TX:88.1MHz)
 MEMO : 120Vac/60Hz
 ENVIRONMENT : 19°C/68%

Data#: 19 File#: C:\930015(EDITION-E1).EMI



Site : Anechoic Chamber
 Condition : FCC CLASS-B 3m BBA9106(A3L) VERTICAL
 EUT : Universal Digital FM Transmitter
 POWER : M/N:ST-27 (TX:88.1MHz)
 MEMO : 120Vac/60Hz
 ENVIRONMENT : 19°C/68%

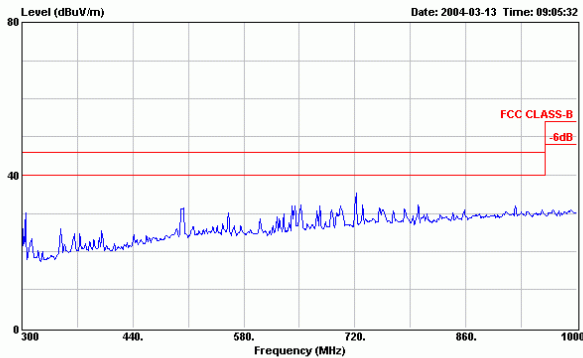


EMC Laboratory
 No.53-11, Tin-fu Tsun, Lin-kou Hsiang, Taipei
 County, Taiwan R.O.C. Post Code:24443
 Tel:+886-2-26092133 Fax:+886-2-26099303
 Email:ttenc@ttenc.com.tw
 Web:www.ttenc.com.tw



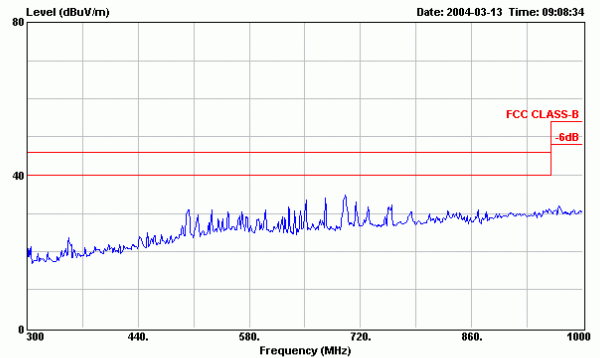
EMC Laboratory
 No.53-11, Tin-fu Tsun, Lin-kou Hsiang, Taipei
 County, Taiwan R.O.C. Post Code:24443
 Tel:+886-2-26092133 Fax:+886-2-26099303
 Email:ttenc@ttenc.com.tw
 Web:www.ttenc.com.tw

Data#: 17 File#: C:\930015(EDITION-E1).EMI



Site : Anechoic Chamber
 Condition : FCC CLASS-B 3m UHALP 9108-A 0138 HORIZONTAL
 EUT : Universal Digital FM Transmitter
 POWER : M/N:ST-27 (TX:88.1MHz)
 MEMO : 120Vac/60Hz
 ENVIRONMENT : 19°C/68%

Data#: 18 File#: C:\930015(EDITION-E1).EMI



Site : Anechoic Chamber
 Condition : FCC CLASS-B 3m UHALP 9108-A 0138 VERTICAL
 EUT : Universal Digital FM Transmitter
 POWER : M/N:ST-27 (TX:88.1MHz)
 MEMO : 120Vac/60Hz
 ENVIRONMENT : 19°C/68%

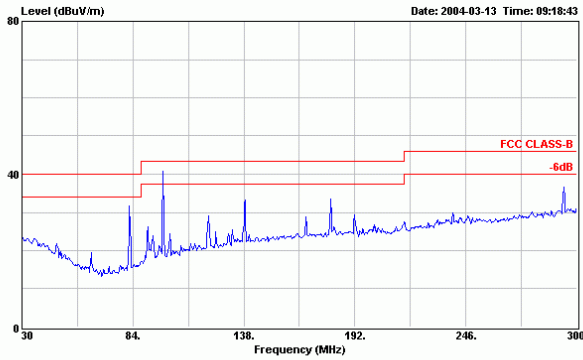


EMC Laboratory
 No.53-11, Tin-fu Tsun, Lin-kou Hsiang, Taipei
 County, Taiwan R.O.C. Post Code:24443
 Tel:+886-2-26092133 Fax:+886-2-26099303
 Email:tttemc@tttemc.com.tw
 Web:www.tttemc.com.tw



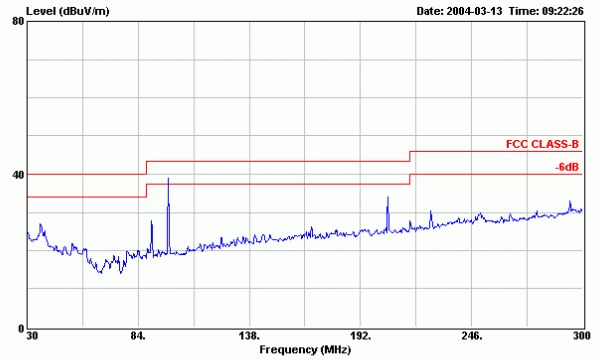
EMC Laboratory
 No.53-11, Tin-fu Tsun, Lin-kou Hsiang, Taipei
 County, Taiwan R.O.C. Post Code:24443
 Tel:+886-2-26092133 Fax:+886-2-26099303
 Email:tttemc@tttemc.com.tw
 Web:www.tttemc.com.tw

Data#: 21 File#: C:\930015(EDITION-E1).EMI



Site : Anechoic Chamber
 Condition : FCC CLASS-B 3m BBA9106(A3L) HORIZONTAL
 EUT : Universal Digital FM Transmitter
 POWER : M/N:ST-27 (TX:98MHz)
 MEMO : 120Vac/60Hz
 ENVIRONMENT : 19°C/68%

Data#: 22 File#: C:\930015(EDITION-E1).EMI



Site : Anechoic Chamber
 Condition : FCC CLASS-B 3m BBA9106(A3L) VERTICAL
 EUT : Universal Digital FM Transmitter
 POWER : M/N:ST-27 (TX:98MHz)
 MEMO : 120Vac/60Hz
 ENVIRONMENT : 19°C/68%

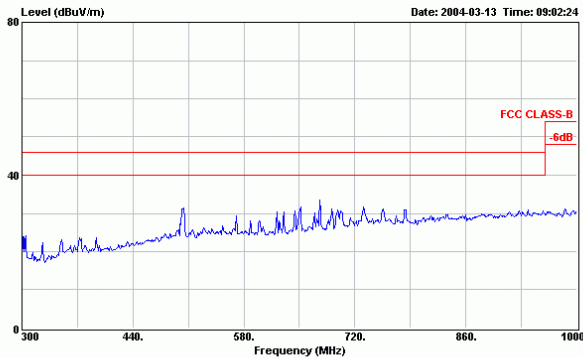


EMC Laboratory
 No.53-11, Tin-fu Tsun, Lin-kou Hsiang, Taipei
 County, Taiwan R.O.C. Post Code:24443
 Tel:+886-2-26092133 Fax:+886-2-26099303
 Email:tttemc@tttemc.com.tw
 Web:www.tttemc.com.tw



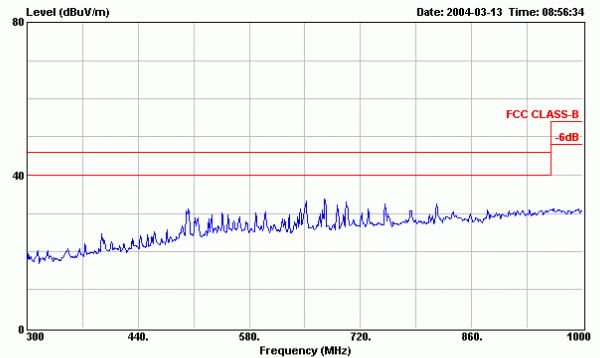
EMC Laboratory
 No.53-11, Tin-fu Tsun, Lin-kou Hsiang, Taipei
 County, Taiwan R.O.C. Post Code:24443
 Tel:+886-2-26092133 Fax:+886-2-26099303
 Email:tttemc@tttemc.com.tw
 Web:www.tttemc.com.tw

Data#: 16 File#: C:\930015(EDITION-E1).EMI



Site : Anechoic Chamber
 Condition : FCC CLASS-B 3m UHALP 9108-A 0138 HORIZONTAL
 EUT : Universal Digital FM Transmitter
 POWER : M/N:ST-27 (TX:98MHz)
 MEMO : 120Vac/60Hz
 ENVIRONMENT : 19°C/68%

Data#: 15 File#: C:\930015(EDITION-E1).EMI



Site : Anechoic Chamber
 Condition : FCC CLASS-B 3m UHALP 9108-A 0138 VERTICAL
 EUT : Universal Digital FM Transmitter
 POWER : M/N:ST-27 (TX:98MHz)
 MEMO : 120Vac/60Hz
 ENVIRONMENT : 19°C/68%

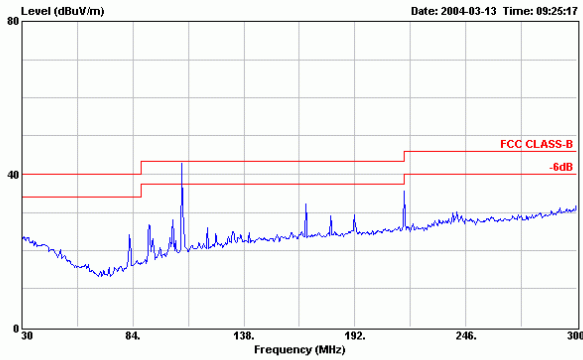


EMC Laboratory
 No.53-11, Tin-fu Tsun, Lin-kou Hsiang, Taipei
 County, Taiwan R.O.C. Post Code:24443
 Tel:+886-2-26092133 Fax:+886-2-26099303
 Email:ttemc@ttemc.com.tw
 Web:www.ttemc.com.tw



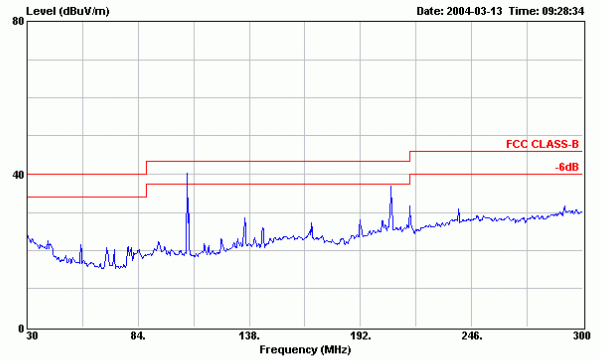
EMC Laboratory
 No.53-11, Tin-fu Tsun, Lin-kou Hsiang, Taipei
 County, Taiwan R.O.C. Post Code:24443
 Tel:+886-2-26092133 Fax:+886-2-26099303
 Email:ttemc@ttemc.com.tw
 Web:www.ttemc.com.tw

Data#: 23 File#: C:\930015(EDITION-E1).EMI



Site : Anechoic Chamber
 Condition : FCC CLASS-B 3m BBA9106(A3L) HORIZONTAL
 EUT : Universal Digital FM Transmitter
 POWER : M/N:ST-27 (TX:107.9MHz)
 MEMO : 120Vac/60Hz
 ENVIRONMENT : 19°C/68%

Data#: 24 File#: C:\930015(EDITION-E1).EMI



Site : Anechoic Chamber
 Condition : FCC CLASS-B 3m BBA9106(A3L) VERTICAL
 EUT : Universal Digital FM Transmitter
 POWER : M/N:ST-27 (TX:107.9MHz)
 MEMO : 120Vac/60Hz
 ENVIRONMENT : 19°C/68%

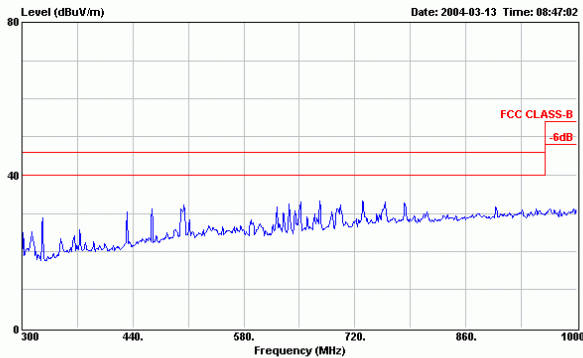


EMC Laboratory
 No.53-11, Tin-fu Tsun, Lin-kou Hsiang, Taipei
 County, Taiwan R.O.C. Post Code:24443
 Tel:+886-2-26092133 Fax:+886-2-26099303
 Email:ttemc@ttemc.com.tw
 Web:www.ttemc.com.tw



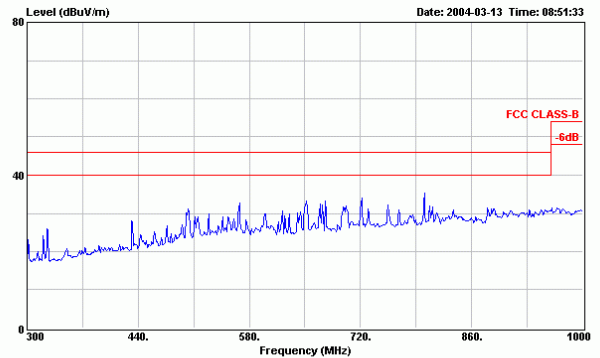
EMC Laboratory
 No.53-11, Tin-fu Tsun, Lin-kou Hsiang, Taipei
 County, Taiwan R.O.C. Post Code:24443
 Tel:+886-2-26092133 Fax:+886-2-26099303
 Email:ttemc@ttemc.com.tw
 Web:www.ttemc.com.tw

Data#: 13 File#: C:\930015(EDITION-E1).EMI



Site : Anechoic Chamber
 Condition : FCC CLASS-B 3m UHALP 9108-A 0138 HORIZONTAL
 EUT : Universal Digital FM Transmitter
 POWER : M/N:ST-27 (TX:107.9MHz)
 MEMO : 120Vac/60Hz
 ENVIRONMENT : 19°C/68%

Data#: 14 File#: C:\930015(EDITION-E1).EMI



Site : Anechoic Chamber
 Condition : FCC CLASS-B 3m UHALP 9108-A 0138 VERTICAL
 EUT : Universal Digital FM Transmitter
 POWER : M/N:ST-27 (TX:107.9MHz)
 MEMO : 120Vac/60Hz
 ENVIRONMENT : 19°C/68%

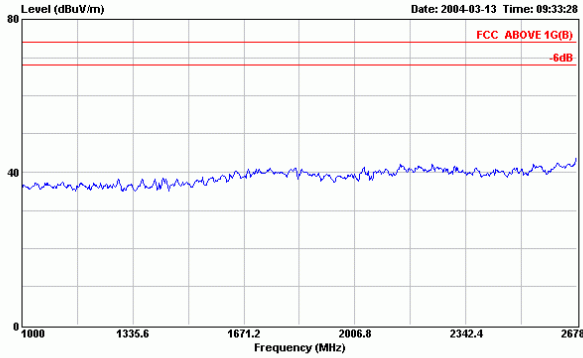


EMC Laboratory
 No.53-11, Tin-fu Tsun, Lin-kou Hsiang, Taipei
 County, Taiwan R.O.C. Post Code:24443
 Tel:+886-2-26092133 Fax:+886-2-26099303
 Email:tttemc@tttemc.com.tw
 Web:www.tttemc.com.tw



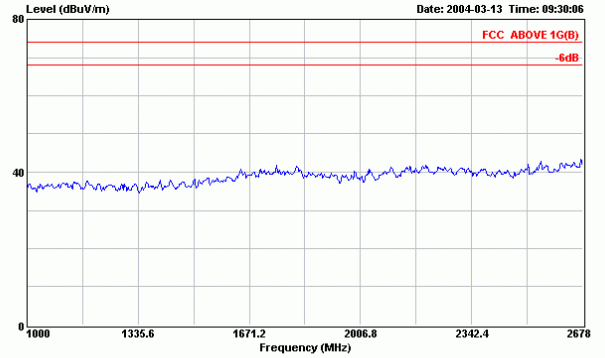
EMC Laboratory
 No.53-11, Tin-fu Tsun, Lin-kou Hsiang, Taipei
 County, Taiwan R.O.C. Post Code:24443
 Tel:+886-2-26092133 Fax:+886-2-26099303
 Email:tttemc@tttemc.com.tw
 Web:www.tttemc.com.tw

Data#: 26 File#: C:\930015(EDITION-E1).EMI



Site : Anechoic Chamber
 Condition : FCC ABOVE 1G(B) 3m 3115 HORIZONTAL
 EUT : Universal Digital FM Transmitter
 POWER : M/N:ST-27 (TX:107.9MHz)
 MEMO : 120Vac/60Hz
 ENVIRONMENT : 19°C/68%

Data#: 25 File#: C:\930015(EDITION-E1).EMI



Site : Anechoic Chamber
 Condition : FCC ABOVE 1G(B) 3m 3115 VERTICAL
 EUT : Universal Digital FM Transmitter
 POWER : M/N:ST-27 (TX:107.9MHz)
 MEMO : 120Vac/60Hz
 ENVIRONMENT : 19°C/68%

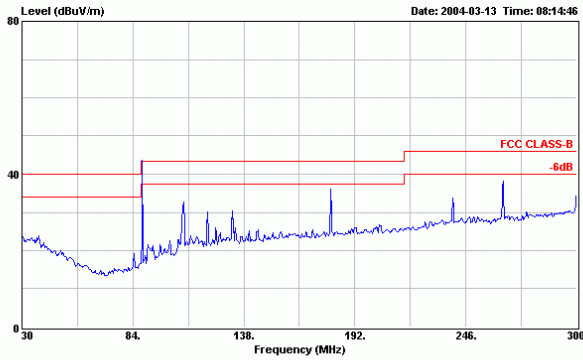


EMC Laboratory
 No.53-11, Tin-fu Tsun, Lin-kou Hsiang, Taipei
 County, Taiwan R.O.C. Post Code:24443
 Tel:+886-2-26092133 Fax:+886-2-26099303
 Email:tttemc@tttemc.com.tw
 Web:www.tttemc.com.tw



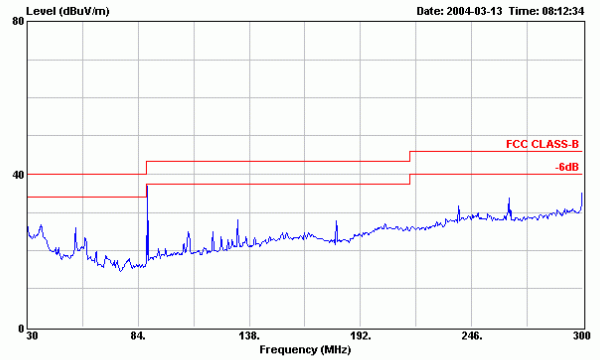
EMC Laboratory
 No.53-11, Tin-fu Tsun, Lin-kou Hsiang, Taipei
 County, Taiwan R.O.C. Post Code:24443
 Tel:+886-2-26092133 Fax:+886-2-26099303
 Email:tttemc@tttemc.com.tw
 Web:www.tttemc.com.tw

Data#: 6 File#: C:\930015(EDITION-E1).EMI



Site : Anechoic Chamber
 Condition : FCC CLASS-B 3m BBA9106(A3L) HORIZONTAL
 EUT : Universal Digital FM Transmitter
 POWER : M/N:ST-27 (TX:88.1MHz)
 MEMO : DC 12V
 ENVIRONMENT : 19°C/68%

Data#: 5 File#: C:\930015(EDITION-E1).EMI



Site : Anechoic Chamber
 Condition : FCC CLASS-B 3m BBA9106(A3L) VERTICAL
 EUT : Universal Digital FM Transmitter
 POWER : M/N:ST-27 (TX:88.1MHz)
 MEMO : DC 12V
 ENVIRONMENT : 19°C/68%

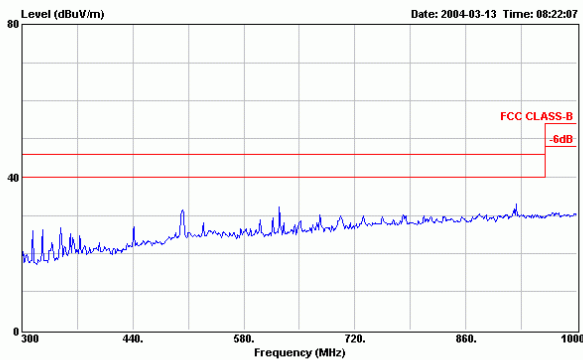


EMC Laboratory
 No.53-11, Tin-fu Tsun, Lin-kou Hsiang, Taipei
 County, Taiwan R.O.C. Post Code:24443
 Tel:+886-2-26092133 Fax:+886-2-26099303
 Email:tttemc@tttemc.com.tw
 Web:www.tttemc.com.tw



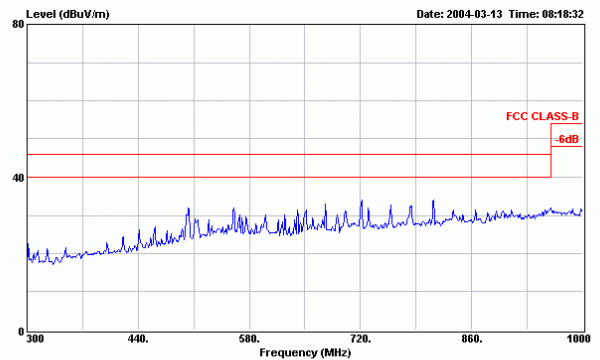
EMC Laboratory
 No.53-11, Tin-fu Tsun, Lin-kou Hsiang, Taipei
 County, Taiwan R.O.C. Post Code:24443
 Tel:+886-2-26092133 Fax:+886-2-26099303
 Email:tttemc@tttemc.com.tw
 Web:www.tttemc.com.tw

Data#: 8 File#: C:\930015(EDITION-E1).EMI



Site : Anechoic Chamber
 Condition : FCC CLASS-B 3m UHALP 9108-A 0138 HORIZONTAL
 EUT : Universal Digital FM Transmitter
 POWER : M/N:ST-27 (TX:88.1MHz)
 MEMO : DC 12V
 ENVIRONMENT : 19°C/68%

Data#: 7 File#: C:\930015(EDITION-E1).EMI



Site : Anechoic Chamber
 Condition : FCC CLASS-B 3m UHALP 9108-A 0138 VERTICAL
 EUT : Universal Digital FM Transmitter
 POWER : M/N:ST-27 (TX:88.1MHz)
 MEMO : DC 12V
 ENVIRONMENT : 19°C/68%

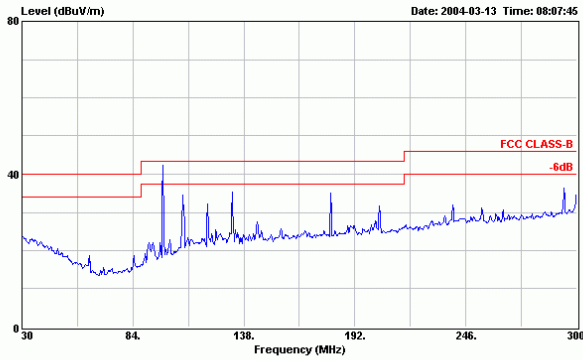


EMC Laboratory
 No.53-11, Tin-fu Tsun, Lin-kou Hsiang, Taipei
 County, Taiwan R.O.C. Post Code:24443
 Tel:+886-2-26092133 Fax:+886-2-26099303
 Email:tttemc@tttemc.com.tw
 Web:www.tttemc.com.tw



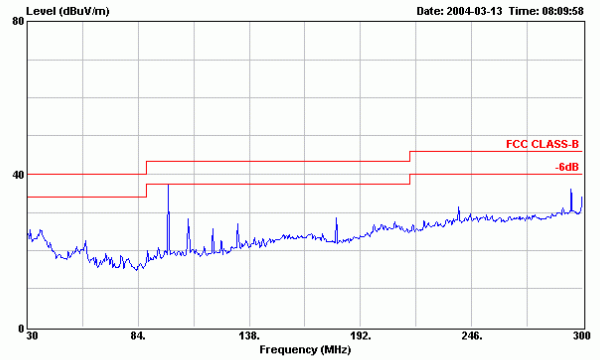
EMC Laboratory
 No.53-11, Tin-fu Tsun, Lin-kou Hsiang, Taipei
 County, Taiwan R.O.C. Post Code:24443
 Tel:+886-2-26092133 Fax:+886-2-26099303
 Email:tttemc@tttemc.com.tw
 Web:www.tttemc.com.tw

Data#: 3 File#: C:\930015(EDITION-E1).EMI



Site : Anechoic Chamber
 Condition : FCC CLASS-B 3m BBA9106(A3L) HORIZONTAL
 EUT : Universal Digital FM Transmitter
 POWER : M/N:ST-27 (TX:98MHz)
 MEMO : DC 12V
 ENVIRONMENT : 19°C/68%

Data#: 4 File#: C:\930015(EDITION-E1).EMI



Site : Anechoic Chamber
 Condition : FCC CLASS-B 3m BBA9106(A3L) VERTICAL
 EUT : Universal Digital FM Transmitter
 POWER : M/N:ST-27 (TX:98MHz)
 MEMO : DC 12V
 ENVIRONMENT : 19°C/68%

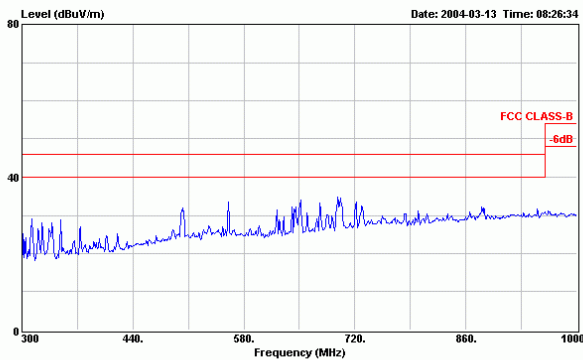


EMC Laboratory
 No.53-11, Tin-fu Tsun, Lin-kou Hsiang, Taipei
 County, Taiwan R.O.C. Post Code:24443
 Tel:+886-2-26092133 Fax:+886-2-26099303
 Email:tttemc@tttemc.com.tw
 Web:www.tttemc.com.tw



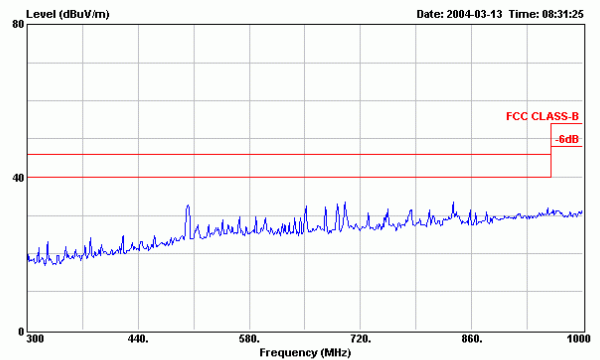
EMC Laboratory
 No.53-11, Tin-fu Tsun, Lin-kou Hsiang, Taipei
 County, Taiwan R.O.C. Post Code:24443
 Tel:+886-2-26092133 Fax:+886-2-26099303
 Email:tttemc@tttemc.com.tw
 Web:www.tttemc.com.tw

Data#: 9 File#: C:\930015(EDITION-E1).EMI



Site : Anechoic Chamber
 Condition : FCC CLASS-B 3m UHALP 9108-A 0138 HORIZONTAL
 EUT : Universal Digital FM Transmitter
 POWER : M/N:ST-27 (TX:98MHz)
 MEMO : DC 12V
 ENVIRONMENT : 19°C/68%

Data#: 10 File#: C:\930015(EDITION-E1).EMI



Site : Anechoic Chamber
 Condition : FCC CLASS-B 3m UHALP 9108-A 0138 VERTICAL
 EUT : Universal Digital FM Transmitter
 POWER : M/N:ST-27 (TX:98MHz)
 MEMO : DC 12V
 ENVIRONMENT : 19°C/68%

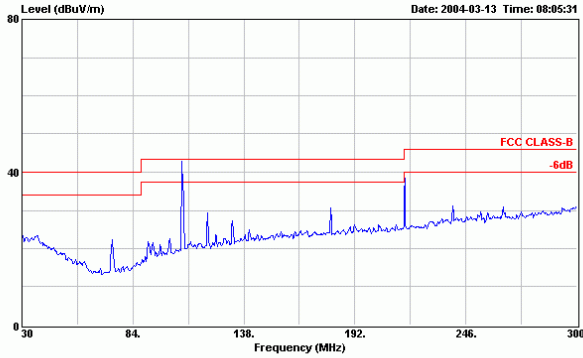


EMC Laboratory
 No.53-11, Tin-fu Tsun, Lin-kou Hsiang, Taipei
 County, Taiwan R.O.C. Post Code:24443
 Tel:+886-2-26092133 Fax:+886-2-26099303
 Email:tttemc@tttemc.com.tw
 Web:www.tttemc.com.tw



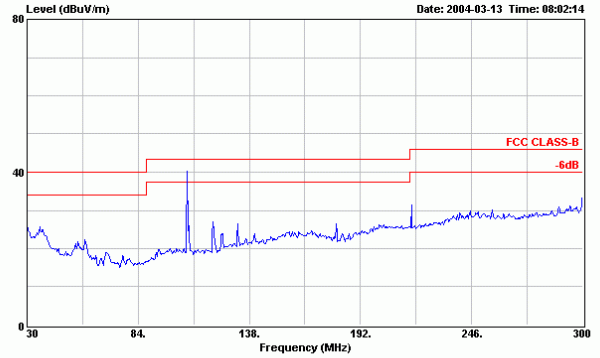
EMC Laboratory
 No.53-11, Tin-fu Tsun, Lin-kou Hsiang, Taipei
 County, Taiwan R.O.C. Post Code:24443
 Tel:+886-2-26092133 Fax:+886-2-26099303
 Email:tttemc@tttemc.com.tw
 Web:www.tttemc.com.tw

Data#: 2 File#: C:\930015(EDITION-E1).EMI



Site : Anechoic Chamber
 Condition : FCC CLASS-B 3m BBA9106(A3L) HORIZONTAL
 EUT : Universal Digital FM Transmitter
 POWER : M/N:ST-27 (TX:107.9MHz)
 MEMO : DC 12V
 ENVIRONMENT : 19°C/68%

Data#: 1 File#: C:\930015(EDITION-E1).EMI



Site : Anechoic Chamber
 Condition : FCC CLASS-B 3m BBA9106(A3L) VERTICAL
 EUT : Universal Digital FM Transmitter
 POWER : M/N:ST-27 (TX:107.9MHz)
 MEMO : DC 12V
 ENVIRONMENT : 19°C/68%

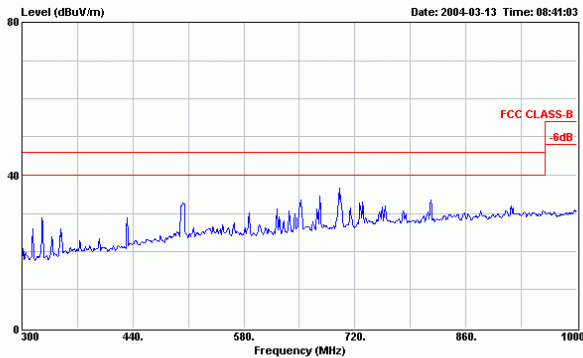


EMC Laboratory
 No.53-11, Tin-fu Tsun, Lin-kou Hsiang, Taipei
 County, Taiwan R.O.C. Post Code:24443
 Tel:+886-2-26092133 Fax:+886-2-26099303
 Email:tttemc@tttemc.com.tw
 Web:www.tttemc.com.tw



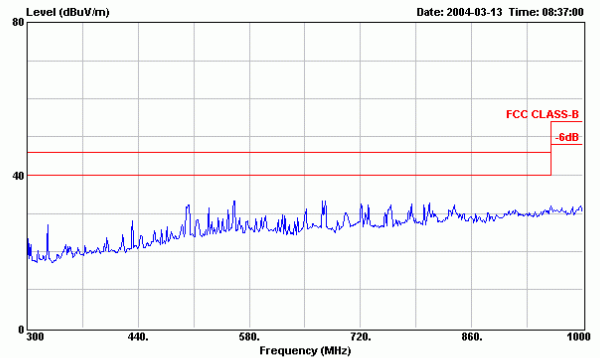
EMC Laboratory
 No.53-11, Tin-fu Tsun, Lin-kou Hsiang, Taipei
 County, Taiwan R.O.C. Post Code:24443
 Tel:+886-2-26092133 Fax:+886-2-26099303
 Email:tttemc@tttemc.com.tw
 Web:www.tttemc.com.tw

Data#: 12 File#: C:\930015(EDITION-E1).EMI



Site : Anechoic Chamber
 Condition : FCC CLASS-B 3m UHALP 9108-A 0138 HORIZONTAL
 EUT : Universal Digital FM Transmitter
 POWER : M/N:ST-27 (TX:107.9MHz)
 MEMO : DC 12V
 ENVIRONMENT : 19°C/68%

Data#: 11 File#: C:\930015(EDITION-E1).EMI



Site : Anechoic Chamber
 Condition : FCC CLASS-B 3m UHALP 9108-A 0138 VERTICAL
 EUT : Universal Digital FM Transmitter
 POWER : M/N:ST-27 (TX:107.9MHz)
 MEMO : DC 12V
 ENVIRONMENT : 19°C/68%

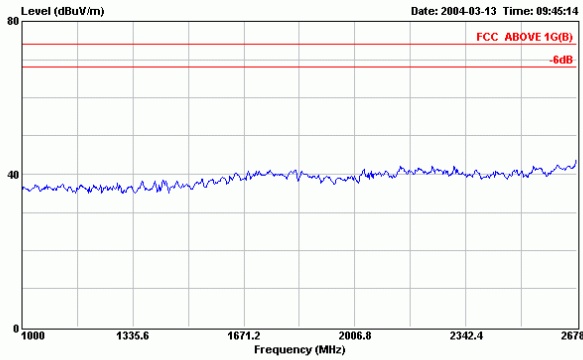


EMC Laboratory
 No.53-11, Tin-fu Tsun, Lin-kou Hsiang, Taipei
 County, Taiwan R.O.C. Post Code:24443
 Tel:+886-2-26092133 Fax:+886-2-26099303
 Email:tttemc@tttemc.com.tw
 Web:www.tttemc.com.tw



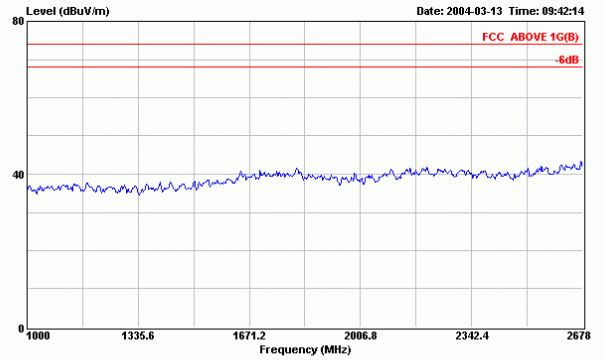
EMC Laboratory
 No.53-11, Tin-fu Tsun, Lin-kou Hsiang, Taipei
 County, Taiwan R.O.C. Post Code:24443
 Tel:+886-2-26092133 Fax:+886-2-26099303
 Email:tttemc@tttemc.com.tw
 Web:www.tttemc.com.tw

Data#: 30 File#: C:\930015(EDITION-E1).EMI



Site : Anechoic Chamber
 Condition : FCC ABOVE 1G(B) 3m 3115 HORIZONTAL
 EUT : Universal Digital FM Transmitter
 POWER : M/N:ST-27 (TX:107.9MHz)
 MEMO : DC 12V
 ENVIRONMENT : 19°C/68%

Data#: 29 File#: C:\930015(EDITION-E1).EMI



Site : Anechoic Chamber
 Condition : FCC ABOVE 1G(B) 3m 3115 VERTICAL
 EUT : Universal Digital FM Transmitter
 POWER : M/N:ST-27 (TX:107.9MHz)
 MEMO : DC 12V
 ENVIRONMENT : 19°C/68%

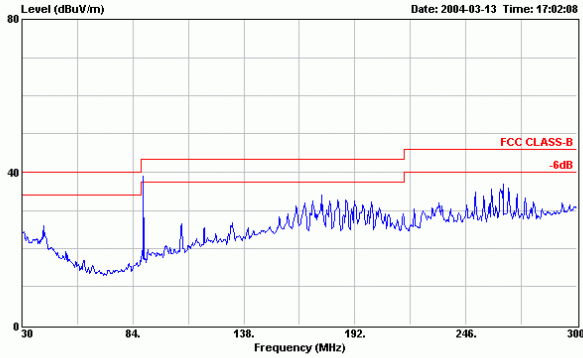


EMC Laboratory
 No.53-11, Tin-fu Tsun, Lin-kou Hsiang, Taipei
 County, Taiwan R.O.C. Post Code:24443
 Tel:+886-2-26092133 Fax:+886-2-26099303
 Email:tttemc@tttemc.com.tw
 Web:www.tttemc.com.tw



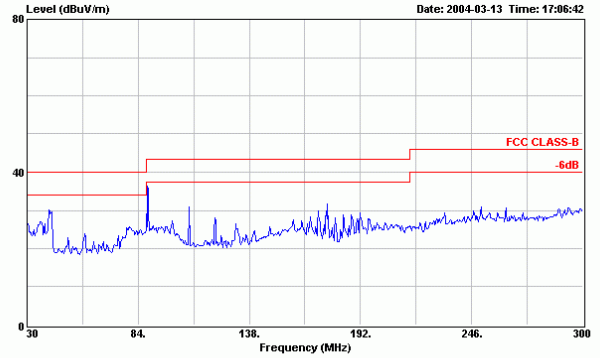
EMC Laboratory
 No.53-11, Tin-fu Tsun, Lin-kou Hsiang, Taipei
 County, Taiwan R.O.C. Post Code:24443
 Tel:+886-2-26092133 Fax:+886-2-26099303
 Email:tttemc@tttemc.com.tw
 Web:www.tttemc.com.tw

Data#: 85 File#: C:\930015(EDITION-E1).EMI



Site : Anechoic Chamber
 Condition : FCC CLASS-B 3m BBA9106(A3L) HORIZONTAL
 EUT : Universal Digital FM Transmitter
 POWER : 120Vac/60Hz
 MEMO : M/N:ST-27 (TX:88.1MHz) W/NB
 ENVIRONMENT : 19°C/68%

Data#: 86 File#: C:\930015(EDITION-E1).EMI



Site : Anechoic Chamber
 Condition : FCC CLASS-B 3m BBA9106(A3L) VERTICAL
 EUT : Universal Digital FM Transmitter
 POWER : 120Vac/60Hz
 MEMO : M/N:ST-27 (TX:88.1MHz) W/NB
 ENVIRONMENT : 19°C/68%

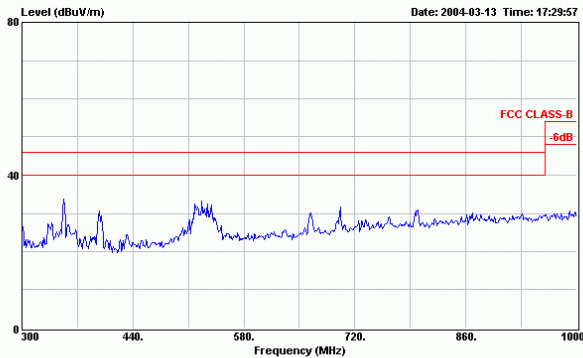


EMC Laboratory
 No.53-11, Tin-fu Tsun, Lin-kou Hsiang, Taipei
 County, Taiwan R.O.C. Post Code:24443
 Tel:+886-2-26092133 Fax:+886-2-26099303
 Email:tttemc@tttemc.com.tw
 Web:www.tttemc.com.tw



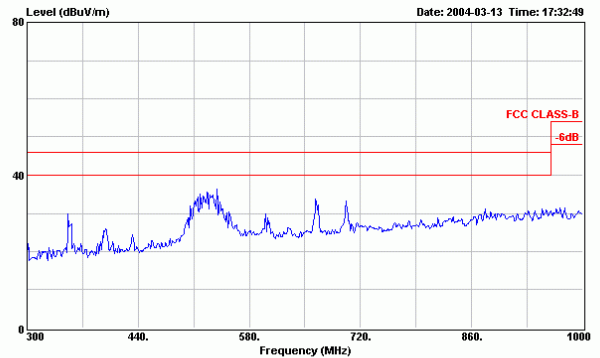
EMC Laboratory
 No.53-11, Tin-fu Tsun, Lin-kou Hsiang, Taipei
 County, Taiwan R.O.C. Post Code:24443
 Tel:+886-2-26092133 Fax:+886-2-26099303
 Email:tttemc@tttemc.com.tw
 Web:www.tttemc.com.tw

Data#: 94 File#: C:\930015(EDITION-E1).EMI



Site : Anechoic Chamber
 Condition : FCC CLASS-B 3m UHALP 9108-A 0138 HORIZONTAL
 EUT : Universal Digital FM Transmitter
 POWER : 120Vac/60Hz
 MEMO : M/N:ST-27 (TX:88.1MHz) W/NB
 ENVIRONMENT : 19°C/68%

Data#: 95 File#: C:\930015(EDITION-E1).EMI



Site : Anechoic Chamber
 Condition : FCC CLASS-B 3m UHALP 9108-A 0138 VERTICAL
 EUT : Universal Digital FM Transmitter
 POWER : 120Vac/60Hz
 MEMO : M/N:ST-27 (TX:88.1MHz) W/NB
 ENVIRONMENT : 19°C/68%

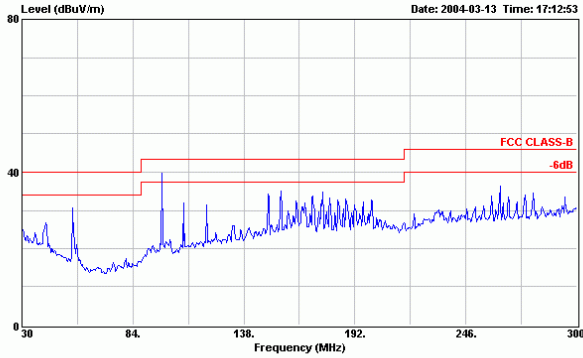


EMC Laboratory
 No.53-11, Tin-fu Tsun, Lin-kou Hsiang, Taipei
 County, Taiwan R.O.C. Post Code:24443
 Tel:+886-2-26092133 Fax:+886-2-26099303
 Email:tttemc@tttemc.com.tw
 Web:www.tttemc.com.tw



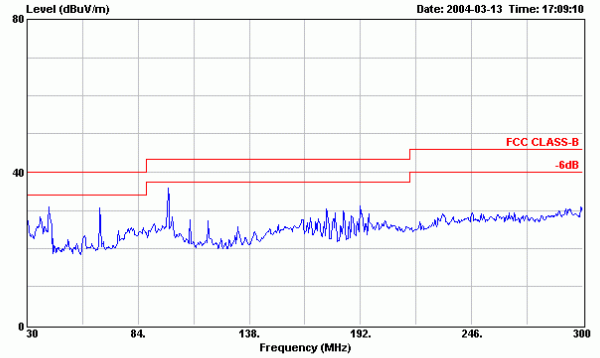
EMC Laboratory
 No.53-11, Tin-fu Tsun, Lin-kou Hsiang, Taipei
 County, Taiwan R.O.C. Post Code:24443
 Tel:+886-2-26092133 Fax:+886-2-26099303
 Email:tttemc@tttemc.com.tw
 Web:www.tttemc.com.tw

Data#: 88 File#: C:\930015(EDITION-E1).EMI



Site : Anechoic Chamber
 Condition : FCC CLASS-B 3m BBA9106(A3L) HORIZONTAL
 EUT : Universal Digital FM Transmitter
 POWER : 120Vac/60Hz
 MEMO : M/N:ST-27 (TX:98MHz) W/NB
 ENVIRONMENT : 19°C/68%

Data#: 87 File#: C:\930015(EDITION-E1).EMI



Site : Anechoic Chamber
 Condition : FCC CLASS-B 3m BBA9106(A3L) VERTICAL
 EUT : Universal Digital FM Transmitter
 POWER : 120Vac/60Hz
 MEMO : M/N:ST-27 (TX:98MHz) W/NB
 ENVIRONMENT : 19°C/68%

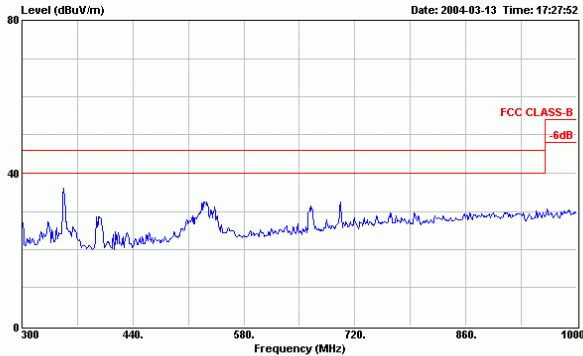


EMC Laboratory
 No.53-11, Tin-fu Tsun, Lin-kou Hsiang, Taipei
 County, Taiwan R.O.C. Post Code:24443
 Tel:+886-2-26092133 Fax:+886-2-26099303
 Email:tttemc@tttemc.com.tw
 Web:www.tttemc.com.tw



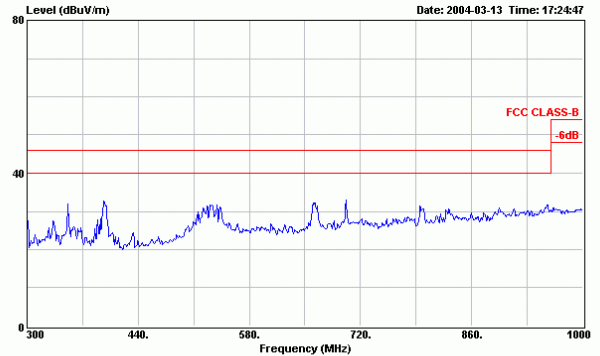
EMC Laboratory
 No.53-11, Tin-fu Tsun, Lin-kou Hsiang, Taipei
 County, Taiwan R.O.C. Post Code:24443
 Tel:+886-2-26092133 Fax:+886-2-26099303
 Email:tttemc@tttemc.com.tw
 Web:www.tttemc.com.tw

Data#: 93 File#: C:\930015(EDITION-E1).EMI



Site : Anechoic Chamber
 Condition : FCC CLASS-B 3m UHALP 9108-A 0138 HORIZONTAL
 EUT : Universal Digital FM Transmitter
 POWER : 120Vac/60Hz
 MEMO : M/N:ST-27 (TX:98MHz) W/NB
 ENVIRONMENT : 19°C/68%

Data#: 92 File#: C:\930015(EDITION-E1).EMI



Site : Anechoic Chamber
 Condition : FCC CLASS-B 3m UHALP 9108-A 0138 VERTICAL
 EUT : Universal Digital FM Transmitter
 POWER : 120Vac/60Hz
 MEMO : M/N:ST-27 (TX:98MHz) W/NB
 ENVIRONMENT : 19°C/68%

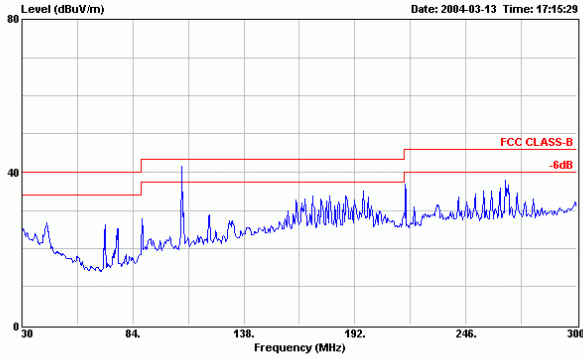


EMC Laboratory
 No.53-11, Tin-fu Tsun, Lin-kou Hsiang, Taipei
 County, Taiwan R.O.C. Post Code:24443
 Tel:+886-2-26092133 Fax:+886-2-26099303
 Email:tttemc@tttemc.com.tw
 Web:www.tttemc.com.tw



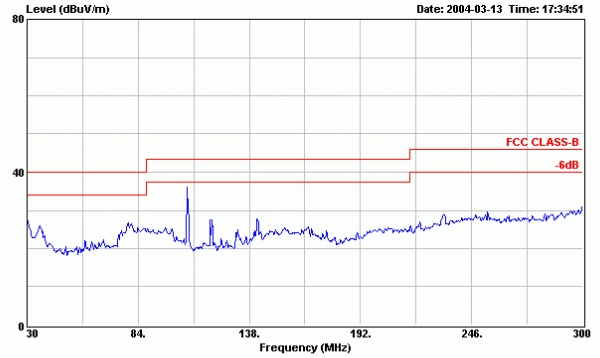
EMC Laboratory
 No.53-11, Tin-fu Tsun, Lin-kou Hsiang, Taipei
 County, Taiwan R.O.C. Post Code:24443
 Tel:+886-2-26092133 Fax:+886-2-26099303
 Email:tttemc@tttemc.com.tw
 Web:www.tttemc.com.tw

Data#: 89 File#: C:\930015(EDITION-E1).EMI



Site : Anechoic Chamber
 Condition : FCC CLASS-B 3m BBA9106(A3L) HORIZONTAL
 EUT : Universal Digital FM Transmitter
 POWER : 120Vac/60Hz
 MEMO : M/N:ST-27 (TX:107.9MHz) W/NB
 ENVIRONMENT : 19°C/68%

Data#: 96 File#: C:\930015(EDITION-E1).EMI



Site : Anechoic Chamber
 Condition : FCC CLASS-B 3m BBA9106(A3L) VERTICAL
 EUT : Universal Digital FM Transmitter
 POWER : 120Vac/60Hz
 MEMO : M/N:ST-27 (TX:107.9MHz) W/NB
 ENVIRONMENT : 19°C/68%

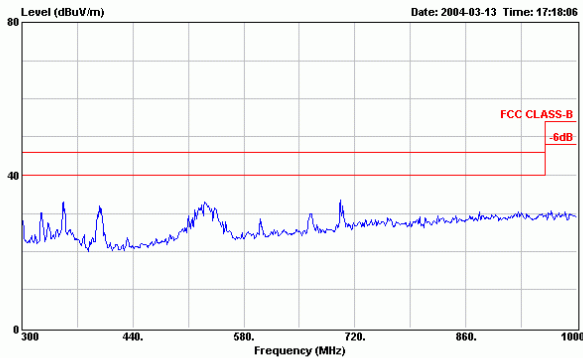


EMC Laboratory
 No.53-11, Tin-fu Tsun, Lin-kou Hsiang, Taipei
 County, Taiwan R.O.C. Post Code:24443
 Tel:+886-2-26092133 Fax:+886-2-26099303
 Email:tttemc@tttemc.com.tw
 Web:www.tttemc.com.tw



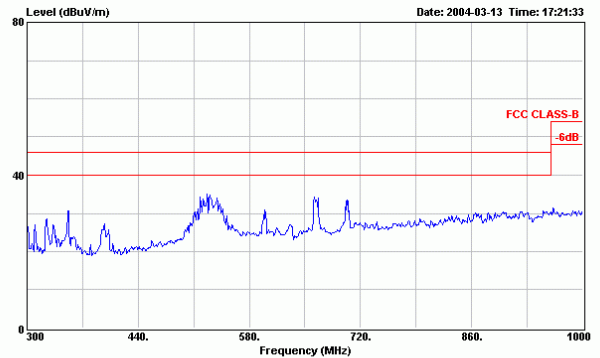
EMC Laboratory
 No.53-11, Tin-fu Tsun, Lin-kou Hsiang, Taipei
 County, Taiwan R.O.C. Post Code:24443
 Tel:+886-2-26092133 Fax:+886-2-26099303
 Email:tttemc@tttemc.com.tw
 Web:www.tttemc.com.tw

Data#: 90 File#: C:\930015(EDITION-E1).EMI



Site : Anechoic Chamber
 Condition : FCC CLASS-B 3m UHALP 9108-A 0138 HORIZONTAL
 EUT : Universal Digital FM Transmitter
 POWER : 120Vac/60Hz
 MEMO : M/N:ST-27 (TX:107.9MHz) W/NB
 ENVIRONMENT : 19°C/68%

Data#: 91 File#: C:\930015(EDITION-E1).EMI



Site : Anechoic Chamber
 Condition : FCC CLASS-B 3m UHALP 9108-A 0138 VERTICAL
 EUT : Universal Digital FM Transmitter
 POWER : 120Vac/60Hz
 MEMO : M/N:ST-27 (TX:107.9MHz) W/NB
 ENVIRONMENT : 19°C/68%

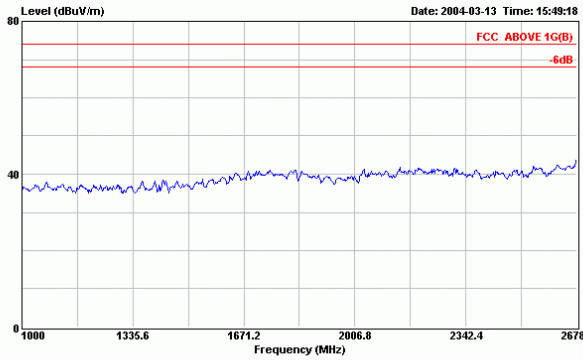


EMC Laboratory
 No.53-11, Tin-fu Tsun, Lin-kou Hsiang, Taipei
 County, Taiwan R.O.C. Post Code:24443
 Tel:+886-2-26092133 Fax:+886-2-26099303
 Email:tttemc@tttemc.com.tw
 Web:www.tttemc.com.tw



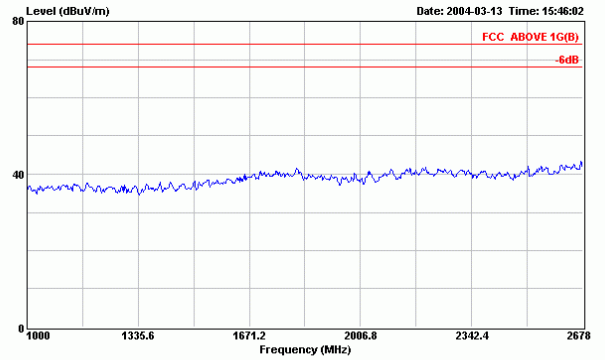
EMC Laboratory
 No.53-11, Tin-fu Tsun, Lin-kou Hsiang, Taipei
 County, Taiwan R.O.C. Post Code:24443
 Tel:+886-2-26092133 Fax:+886-2-26099303
 Email:tttemc@tttemc.com.tw
 Web:www.tttemc.com.tw

Data#: 64 File#: C:\930015(EDITION-E1).EMI



Site : Anechoic Chamber
 Condition : FCC ABOVE 1G(B) 3m 3115 HORIZONTAL
 EUT : Universal Digital FM Transmitter
 POWER : M/N:ST-27 (TX:107.9MHz) W/NB
 MEMO : 120Vac/60Hz
 ENVIRONMENT : 19°C/68%

Data#: 63 File#: C:\930015(EDITION-E1).EMI



Site : Anechoic Chamber
 Condition : FCC ABOVE 1G(B) 3m 3115 VERTICAL
 EUT : Universal Digital FM Transmitter
 POWER : M/N:ST-27 (TX:107.9MHz) U/NB
 MEMO : 120Vac/60Hz
 ENVIRONMENT : 19°C/68%