




Photos 9
(Universal Digital FM Transmitter) Remove Case Covers, Internal View




Photos 10
(Universal Digital FM Transmitter) Main Board & TX Control Board View




Photos 11
(Universal Digital FM Transmitter) Main Board, Back Side




Photos 12
(Universal Digital FM Transmitter) Main Board, Front Side




Photos 13
(Universal Digital FM Transmitter) TX Control Board, Component Side




Photos 14
(Universal Digital FM Transmitter) TX Control Board, Solder Side




Photos 15
(Power-Supply Holder for Car) Remove Case Cover, Internal View




Photos 16
(Power-Supply Holder for Car) Remove Case Cover, Internal View




Photos 17
(Power-Supply Holder for Car) PCB View, Component Side




Photos 18
(Power-Supply Holder for Car) PCB View, Solder Side



Photos 19
(AC Adapter) Remove Case Covers, Internal View



Photos 20
(AC Adapter) Transformer & PCB View, Front Side



*Photos 21
(AC Adapter) Transformer & PCB View, Back Side*

