

ANNEX A: SAR Test Setup



Picture 1: Left Hand Touch Cheek Position




Picture 2: Left Hand Tilt 15 Degree Position




Picture 3: Right Hand Touch Cheek Position




Picture 4: Right Hand Tilt 15 Degree Position




Picture 5: Back Side, the distance from handset to the bottom of the Phantom is 10mm




Picture 6: Front Side, the distance from handset to the bottom of the Phantom is 10mm



Picture 7: Left Side, the distance from handset to the bottom of the Phantom is 10mm



Picture 8: Right Side, the distance from handset to the bottom of the Phantom is 10mm



Picture 9: Top Side, the distance from handset to the bottom of the Phantom is 10mm



Picture 10: Bottom Side, the distance from handset to the bottom of the Phantom is 10mm