

Know your phone



Table of Contents

	Know your phone	错误! 未定义书签。
1.	SIM/SD Card Installatioan	6
	Install SIM card.....	6
	Install T-flash card.....	7
	Installing Battery.....	8
	Battery Charging.....	9
2.	Menu functions	10
	Contacts.....	10
	Message.....	10
	Phone.....	10
	Gmail.....	10
	Camera.....	10
	Gallery.....	11
	FM Radio.....	11
	TY Music.....	11
	Files.....	11
	Bluetooth.....	11
	SIM Toolkit.....	12
	Calendar.....	12
	Clock.....	12
	Calculator.....	12
3.	Accessories	13
4.	FCC Regulations	14
5.	SAR	16
6.	Technical Specifications	17

Foreword

Honorable mobile phone user, thank you for choosing our mobile phone!

Our cellular phone is according with the communication industry standards of PRC, and also according with the standards of European, and are approved for GSM networks.

Your phone may be used internationally with various networks depending on your roaming arrangements with your service provider.

To use this phone you must subscribe to a GSM service from a provider. We have included many features in this device but their function depends on the features available with your subscribed wireless network. Please contact your service provider for more information.

We strongly recommend you carefully read and understand this manual before using your phone in order to keep it under best conditions for your effective usage and utmost satisfaction.

Safety

Never attempt to disassemble your phone. You alone are responsible for how you use your phone and any consequences of its use.

As a general rule, always switch off your phone wherever the use of a phone is prohibited.

Use of your phone is subject to safety measures designed to protect users and their environment.

Do not use your phone in damp areas (bathroom, swimming pool...). Protect it from liquids and other moisture.

Do not expose your phone to extreme temperatures lower than -10°C and higher than $+55^{\circ}\text{C}$.

Please note that the ambient temperature range for normal charging of mobile phones is $0^{\circ}\text{C} \sim 45^{\circ}\text{C}$. Do not charge at an ambient temperature below 0°C or above 45°C , as this will result in reduced battery performance and reduced life. Charging for too long at too high or too low ambient

temperatures can damage unfilled or swelled batteries, and there is a risk of battery explosion

The physicochemical processes created by chargers impose temperature limits when charging the battery. Your phone automatically protects the batteries in extreme temperatures.

Do not leave your phone within the reach of small children (certain removable parts may be accidentally ingested).

Electrical safety

Only use the chargers listed in the manufacturer's catalogue. Using any other charger may be dangerous; it would also invalidate your warranty. Line voltage must be exactly the one indicated on the charger's serial plate.

Aircraft safety

When traveling by plane, you will need to switch your phone off when so instructed by the cabin crew or the warning signs. Using a mobile phone may be dangerous to the operation of the aircraft and may disrupt the phone network.

Its use is illegal and you could be prosecuted or banned from using cellular networks in the future if you do not abide by these regulations.

Explosive materials

Please comply with warning signs at petrol station when personnel asking you to switch your phone off. You will need to comply with radio equipment usage restrictions in places such as chemical plants, fuel depots and at any location where blasting operations are under way.

Electronic equipment

To avoid the risk of demagnetization, do not let electronic devices close to your phone for a long time.

Electronic medical equipment

Your phone is a radio transmitter which may interfere with electronic medical equipment or implants, such as hearing aids, pacemakers, insulin pumps, etc. It is recommended that a minimum separation of 5mm be maintained between the phone and an implant. Your doctor or the manufacturers of such equipment will be able to give you any advice you may need in

this area.

Hospitals

Always make sure that your phone is switched off in hospitals when so instructed by warning signs or by medical staff.

Road safety

Do not use your phone when driving. In order to give your full attention to driving, stop and park safely before making a call. You must comply with any current legislation.

Distance of operation

This phone model has been tested and meets radiofrequency exposure guidelines when used

As follows:

- Against the ear: place or receive a phone call and hold the phone as you would a wire line telephone.
- Body worn: when transmitting, place the phone in a carry accessory that contains no metal and positions the phone a minimum of 5mm from your body. Use of other accessories may not ensure compliance with radiofrequency exposure guidelines. If you do not use a body worn accessory and are not holding the phone at the ear, position the phone a minimum of 5mm from your body,
- Data operation: when using a data feature, position the phone a minimum of 5mm from your body for the whole duration of the data transmission.

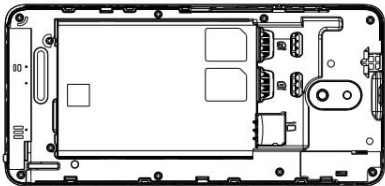
Environmentally friendly disposal



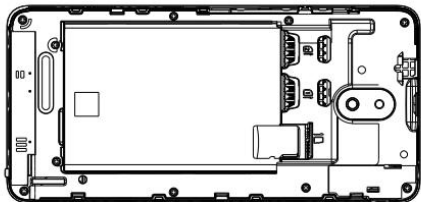
Old electrical appliances must not be disposed of together with the residual waste, but have to be disposed of separately. The disposal at the communal collecting point via private persons is for free. The owner of old appliances is responsible to bring the appliances to these collecting points or to similar collection points. With this little personal effort, you contribute to recycle valuable raw materials and the treatment of toxic substances.

1.SIM/SD card installation

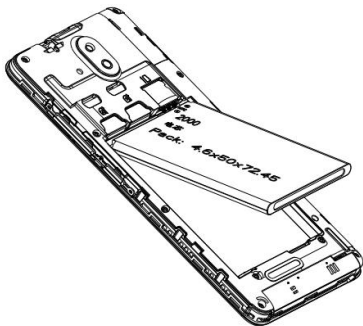
Refer to the following picture put the SIM / SD card into the card slot.



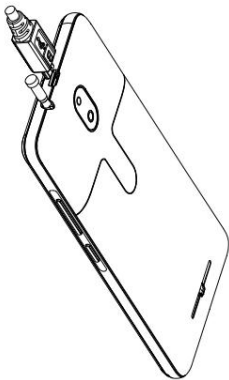
Install T-flash card



Installing Battery



Battery Charging



2.Menu functions

Contacts

The Phone for your well-prepared high-capacity phone storage space. You can use the phone's contacts feature to save the contact name, number and caller ring-tone.

The settings list in the upper left corner can make basic settings for contacts.

Message

Message service is a network dependent function, which allows you to send, receive and edit all kinds of messages.

Edit a new message, save or send it to the recipient.

Phone

There are three interfaces: favorite contact interface, call log interface, and contact interface.

This phone can record all received, dialed and missed calls as well as their call time. Only when related function is supported by network and phone is switched on and in network service area, it can record the answered and missed calls.

In the call history list, all / dialed / received / missed calls are displayed, and the details of the current call history can also be viewed.

Gmail

Your cell phone for your built-in E-mail function, you can view e-mail through the mobile network, approval, reply, forward, etc. Operating.

Camera

Your phone is equipped with a camera that allows you to take photos or videos. You can store your pictures on your phone, and view the details of your photos or videos in album.

Gallery

You use Gallery to view pictures that you've taken with Camera, downloaded, or copied onto your SD card or USB storage; You can perform basic editing tasks on pictures and set them as your wallpaper or contact picture. You can also share your pictures with friends, via email or messaging.

FM Radio

The phone supports FM radio. You can learn more about weather or news via FM radio.

Note: The quality of radio subscriptions may be affected by environments such as indoors or shielding. You can improve this by getting close to the window.

TY music

You can use the music player to enjoy the music in your phone, and the audio from your SD card or USB storage device; you can perform operations the previous, next, pause and delete .

Files

In document management, you can open files in the Phone or Memory card, you can select file or folder to view.

Bluetooth

The phone supports Bluetooth functions, you can establish a wireless connection between the phone with other compatible devices, and data transmission, you can establish a wireless connection between devices in the phone with a distance of up to 10 meters. Bluetooth connection may be interference by obstacles, such as walls or other electronic device.

1. Enter the setting menu, Touch the Bluetooth to open the function, idle screen will display Bluetooth icon in the status bar.
2. Open the Bluetooth discoverable, and other devices can search the phone.
3. Before using the phone as a Bluetooth device, you need to

pair the phone with the target device .

You can use Bluetooth to share the pictures, videos or music files with family and friends

SIM Toolkit

The phone supports value-added services provided by the SIM, different network operators to provide different types of services, and the menu is shown only if your SIM card supports. The name and contents of the menu depend on the available services. Ask your network availability, price, and information on the SIM card service operators Advisory.

Calendar

Choose to enter the calendar, the screen will display the system date, you can view the calendar, or create a new schedule

Clock

You can use the phone as alarm clock, this feature allows you to set time arrives, make the phone ring or vibrate to remind issue. When the alarm is turned on state, the alarm symbol is displayed in the screen.It can also be used as a timer and stopwatch.

Calculator

Enter the calculator, calculator interface:

Press the 0 - 9 number keys to enter the number to be calculated, and select the plus, minus, multiply, and divide symbols on the screen to calculate.



3.Accessories

Use only batteries, chargers, and accessories approved by the manufacturer with this device. Use of any other types will invalidate the warranty and may be dangerous. Check with your dealer for available accessories. You may opt to buy:

Charger Plug, charger cable

Charger plug used to connect with the charger cable for charging on wall outlets. Also you can use the charger cable to connect with the other devices such as the personal computers to charge the phone.

Charging time is about 2 to 3 hours. The charging condition is displayed on screen. You may use your phone while charging.

Earphone

A mini, practical, hands-free device; you can use its button to answer and end calls. Some models may also come with a volume control knob.

Do not plug or unplug the earphone when connecting dialed or incoming calls.

Please to adjust the incoming call alert volume to the felicitousness before you plug in the earphone.

CAUTION

**RISK OF EXPLOSION IF BATTERY IS REPLACED
BY AN INCORRECT TYPE.**

**DISPOSE OF USED BATTERIES ACCORDING
TO THE INSTRUCTIONS**

4.FCC Regulations

This device complies with Part 15 of the FCC Rules. Operation is subject to the following two conditions:

- (1) This device may not cause harmful interference.
- (2) This device must accept any interference received, including interference that may cause undesired operation.

FCC ID: QPN-NEKA

Any changes or modifications not expressly approved by the party responsible for compliance could void the user's authority to operate the equipment.

NOTE: This equipment has been tested and found to comply with the limits for a Class B digital device, pursuant to Part 15 of the FCC Rules. These limits are designed to provide reasonable protection against harmful interference in a residential installation. This equipment generates uses and can radiate radio frequency energy and, if not installed and used in accordance with the instructions, may cause harmful interference to radio communications. However, there is no guarantee that interference will not occur in a particular installation.

If this equipment does cause harmful interference to radio or television reception, which can be determined by turning the equipment off and on, the user is encouraged to try to correct the interference by one or more of the following measures:

- Reorient or relocate the receiving antenna.
- Increase the separation between the equipment and receiver.
- Connect the equipment into an outlet on a circuit different from that to which the receiver is connected.
- Consult the dealer or an experienced radio/TV technician for help.

Body-worn Operation

This device was tested for typical body-worn operations. To comply With RF exposure requirements, a minimum separation distance of 10mm must be maintained between the user's body

and the handset, including the antenna.

Third-party belt-clips, holsters, and similar including the antenna. Third-party belt-clips, holsters, and similar accessories used by this device should not contain any metallic components. Body-worn accessories that do not meet these requirements may not comply with RF exposure requirements and should be avoided.

5.SAR

This wireless phone meets the government's requirements for exposure to radio waves. The guidelines are based on standards that were developed by independent scientific organizations through periodic and thorough evaluation of scientific studies. The standards include a substantial safety margin designed to assure the safety of all persons regardless of age or health.

FCC RF Exposure Information and Statement The SAR limit of USA (FCC) is 1.6 W/kg averaged over one gram of tissue. Device types VP506 GH5062 has also been tested against this SAR limit. The highest SAR value reported under this standard during product certification for use at the ear is 0.512W/kg and when properly worn on the body is 0.502W/kg. This device was tested for typical body-worn operations with the back of the handset kept 1cm from the body. To maintain compliance with FCC RF exposure requirements, use accessories that maintain a 1cm separation distance between the user's body and the back of the handset. The use of belt clips, holsters and similar accessories should not contain metallic components in its assembly. The use of accessories that do not satisfy these requirements may not comply with FCC RF exposure requirements, and should be avoided.

6. Technical Specifications

Weight: 138g(with battery)

Size: 139.5x67.5x10.05mm

Battery: 4.35V Li-ion

For the network: 2G : 850/900/1800/1900Mhz

3G: B1/B2/5/B8

Battery refer to the following table:

Battery Type	Battery Capacity	Talk time	Standby time
Li-battery	2000mAh	2G:16hours 3G:9hours	330hours

Battery Manufacturer: ZHONGSHAN TIANMAO BATTERY CO.,LTD

Battery model: 178183116

Notice:

The actual condition for mobile phones using has the relation to the network of the local environmental conditions, SIM card and the way using.

Warning:

For the consequences result by violating the following recommendations or using mobile phones In accurately, the manufacturers has no responsibility.

Explain: If relate to the upgrades, without notice. The Company has the right for the final interpretation of this statement.