



## Test Photograph

Description: EIRP Test Setup




Description: Substitution Antenna for EIRP Test




## Test Photograph

Description: ERP Test Setup



Description: Substitution Antenna for ERP Test



## Test Photograph

Test Mode: Mode 1

Description: Front View of Conducted Emission Test Setup






Test Mode: Mode 1

Description: Side View of Conducted Emission Test Setup




Test Mode: Mode 1

Description: Front view of Radiated Emission Test Setup




Test Mode: Mode 1  
Description: Back view of Radiated Emission Test Setup




## Test Photograph

Description: Conducted Emission Test Setup





Description: Radiated Emission Test Setup (30-1000MHz)







Description: Radiated Emission Test Setup (1-18GHz)





Description: Radiated Emission Test Setup (Above 18GHz)

