

# ANNEX C System Check Results

System Check\_H835

Date: 2019/8/6

**DUT: Dipole 835 MHz**

Communication System: CW; Frequency: 835 MHz; Duty Cycle: 1:1

Medium: H835 Medium parameters used:  $f = 835$  MHz;  $\sigma = 0.931$  mho/m;  $\epsilon_r = 43$ ;  $\rho = 1000$  kg/m<sup>3</sup>

DASY4 Configuration:

- Probe: ES3DV3 - SN3090; ConvF(6.12, 6.12, 6.12); Calibrated: 2019/4/12
- Sensor-Surface: 3mm (Mechanical Surface Detection)
- Electronics: DAE4 Sn662; Calibrated: 2019/4/11
- Phantom: SAM 2; Type: QD 000 P40 CB; Serial: TP-1376
- ; Postprocessing SW: SEMCAD, V1.8 Build 186

**system check/Area Scan (51x81x1):** Measurement grid: dx=15mm, dy=15mm

Maximum value of SAR (interpolated) = 0.105 mW/g

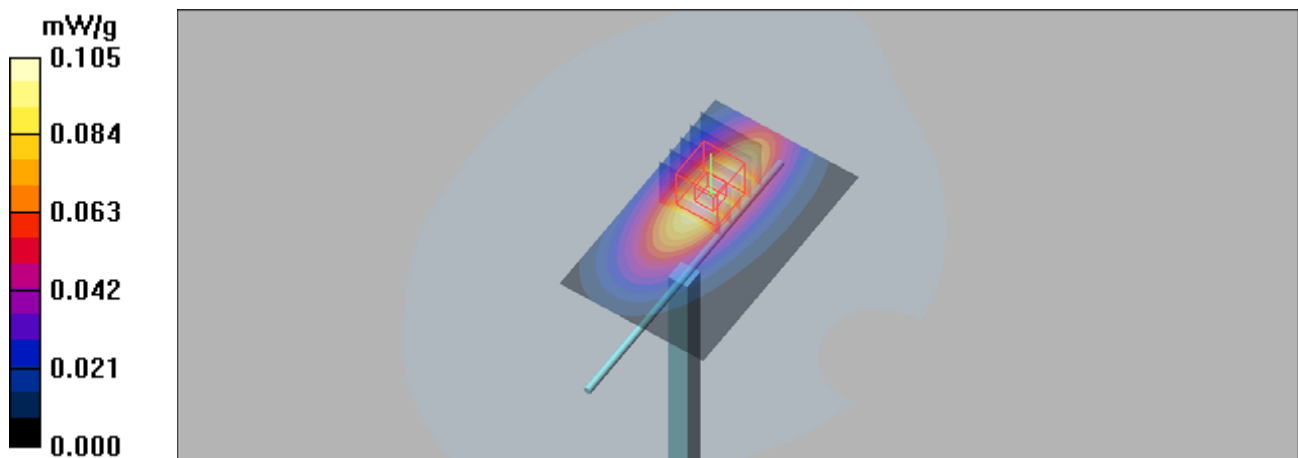
**system check/Zoom Scan (5x5x7)/Cube 0:** Measurement grid: dx=8mm, dy=8mm, dz=5mm

Reference Value = 8.92 V/m; Power Drift = 0.118 dB

Peak SAR (extrapolated) = 0.133 W/kg

**SAR(1 g) = 0.091 mW/g; SAR(10 g) = 0.060 mW/g**

Maximum value of SAR (measured) = 0.105 mW/g



## System Check\_H1900

Date: 2019/8/6

### DUT: Dipole 1900 MHz

Communication System: CW; Frequency: 1900 MHz; Duty Cycle: 1:1

Medium: H1900 Medium parameters used:  $f = 1900$  MHz;  $\sigma = 1.44$  mho/m;  $\epsilon_r = 41$ ;  $\rho = 1000$  kg/m<sup>3</sup>

#### DASY4 Configuration:

- Probe: ES3DV3 - SN3090; ConvF(5.06, 5.06, 5.06); Calibrated: 2019/4/12
- Sensor-Surface: 3mm (Mechanical Surface Detection)
- Electronics: DAE4 Sn662; Calibrated: 2019/4/11
- Phantom: SAM 1; Type: QD 000 P40 CB; Serial: TP/1378
- ; Postprocessing SW: SEMCAD, V1.8 Build 186

**system check/Area Scan (51x71x1):** Measurement grid: dx=15mm, dy=15mm

Maximum value of SAR (interpolated) = 0.438 mW/g

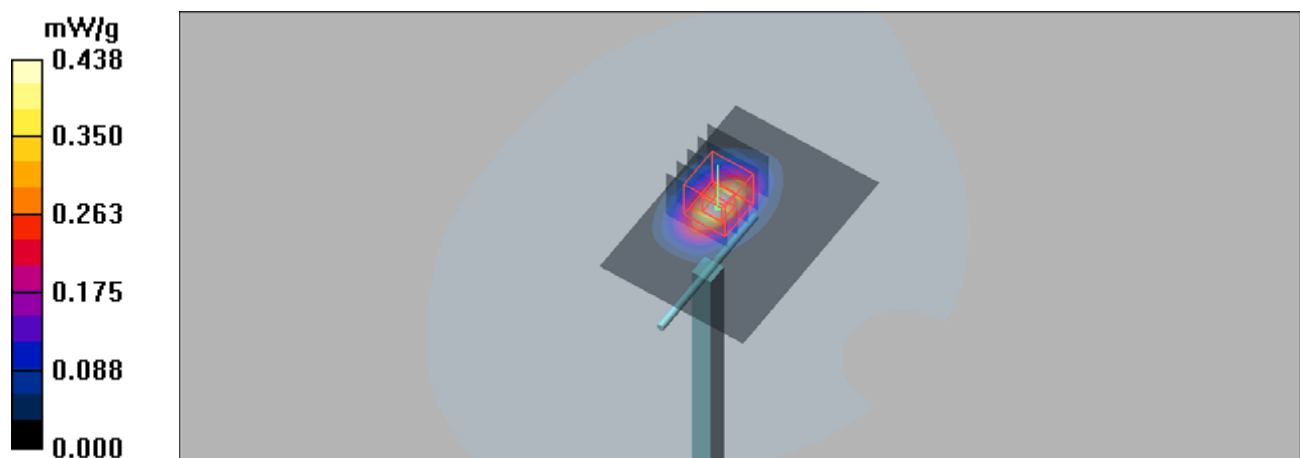
**system check/Zoom Scan (5x5x7)/Cube 0:** Measurement grid: dx=8mm, dy=8mm, dz=5mm

Reference Value = 9.11 V/m; Power Drift = 0.11 dB

Peak SAR (extrapolated) = 0.608 W/kg

**SAR(1 g) = 0.387 mW/g; SAR(10 g) = 0.196 mW/g**

Maximum value of SAR (measured) = 0.424 mW/g



## System Check\_B835

Date: 2019/8/6

### DUT: Dipole 835 MHz

Communication System: CW; Frequency: 835 MHz; Duty Cycle: 1:1

Medium: B835 Medium parameters used:  $f = 835$  MHz;  $\sigma = 0.991$  mho/m;  $\epsilon_r = 55.3$ ;  $\rho = 1000$  kg/m<sup>3</sup>

#### DASY4 Configuration:

- Probe: ES3DV3 - SN3090; ConvF(6.18, 6.18, 6.18); Calibrated: 2019/4/12
- Sensor-Surface: 3mm (Mechanical Surface Detection)
- Electronics: DAE4 Sn662; Calibrated: 2019/4/11
- Phantom: Triple Flat Phantom 5.1C; Type: QD 000 P51 CA; Serial: 1125
- ; Postprocessing SW: SEMCAD, V1.8 Build 186

**system check/Area Scan (51x81x1):** Measurement grid: dx=15mm, dy=15mm

Maximum value of SAR (interpolated) = 0.112 mW/g

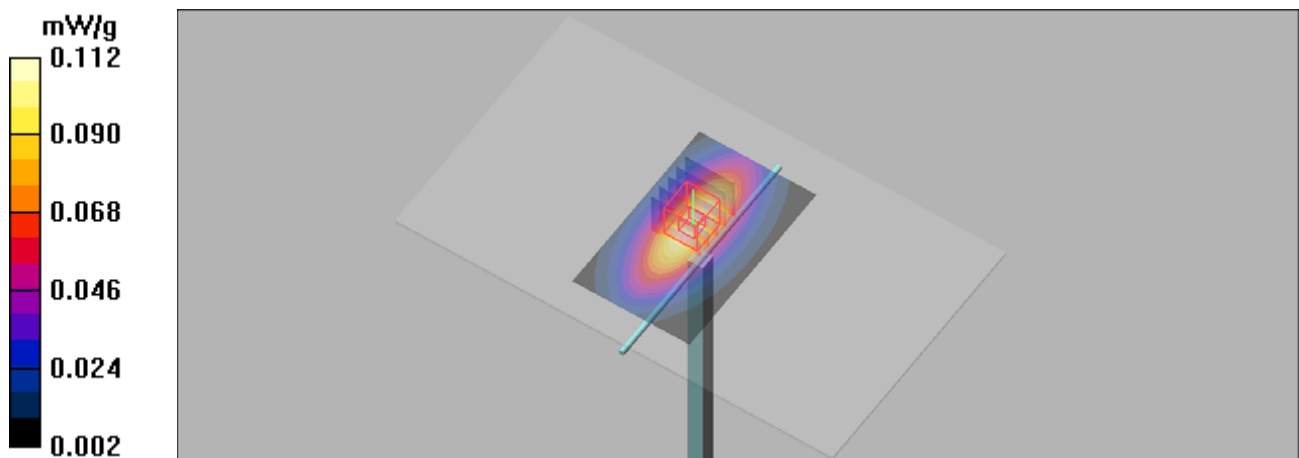
**system check/Zoom Scan (5x5x7)/Cube 0:** Measurement grid: dx=8mm, dy=8mm, dz=5mm

Reference Value = 10.4 V/m; Power Drift = 0.030 dB

Peak SAR (extrapolated) = 0.142 W/kg

**SAR(1 g) = 0.095 mW/g; SAR(10 g) = 0.061 mW/g**

Maximum value of SAR (measured) = 0.112 mW/g



## System Check\_B1900

Date: 2019/8/6

### DUT: Dipole 1900 MHz

Communication System: CW; Frequency: 1900 MHz; Duty Cycle: 1:1

Medium: B1900 Medium parameters used:  $f = 1900$  MHz;  $\sigma = 1.55$  mho/m;  $\epsilon_r = 52.4$ ;  $\rho = 1000$  kg/m<sup>3</sup>

DASY4 Configuration:

- Probe: ES3DV3 - SN3090; ConvF(4.79, 4.79, 4.79); Calibrated: 2019/4/12
- Sensor-Surface: 3mm (Mechanical Surface Detection)
- Electronics: DAE4 Sn662; Calibrated: 2019/4/11
- Phantom: Triple Flat Phantom 5.1C; Type: QD 000 P51 CA; Serial: 1125
- ; Postprocessing SW: SEMCAD, V1.8 Build 186

**system check/Area Scan (51x71x1):** Measurement grid: dx=15mm, dy=15mm

Maximum value of SAR (interpolated) = 0.516 mW/g

**system check/Zoom Scan (5x5x7)/Cube 0:** Measurement grid: dx=8mm, dy=8mm, dz=5mm

Reference Value = 7.34 V/m; Power Drift = 0.09 dB

Peak SAR (extrapolated) = 0.711 W/kg

**SAR(1 g) = 0.405 mW/g; SAR(10 g) = 0.213 mW/g**

Maximum value of SAR (measured) = 0.512 mW/g

