

User Manual

Mobile Phone

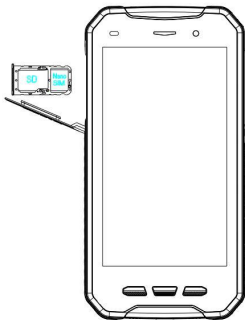
Model: **MobiWire Hotah**

Know your phone



SIM/SD card installation

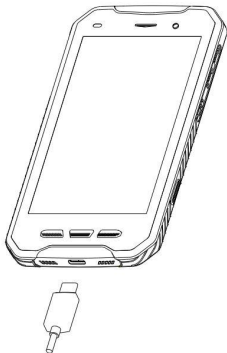
1. Refer to the following picture for remove the card slot.
2. Put the SIM / SD card into the card slot,then Insert card slot.



Charging the phone

You can charge your device using a charger or by connecting it to the computer using a USB cable (comes with the phone).

Use only original charger and cables. Other chargers or cables may damage the device or your device. This will invalidate your phone warranty.



Operating Frequency Band (RF):

GSM850: 824.0-849.0MHz(TX), 869.0-894.0MHz(RX)
EGSM900:880.0 – 915.0MHz(TX), 925.0 – 960.0MHz(RX)
DCS 1800: 1710.0 – 1785.0MHz (TX), 1805.0 – 1880.0 MHz (RX)
PCS 1900:1850.0-1910.0MHz(TX), 1930.0-1990.0MHz(RX)
WCDMA Band1: 1920-1980MHz (TX), 2110-2170MHz (RX)
WCDMA Band2 :1850-1910MHz(TX), 1930-1990MHz(RX)
WCDMA Band5:824 -849.0MHz(TX), 869-894.0MHz(RX)
WCDMA Band8: 880-915MHz (TX), 925-960MHz (RX)
LTE BAND1: 1920-1980MHz (TX), 2110-2170MHz (RX)
LTE BAND2: 1850-1910MHz(TX), 1930-1990MHz(RX)
LTE BAND3: 1710.0 – 1785.0MHz (TX), 1805.0 – 1880.0 MHz (RX)
LTE BAND7:2500-2570MHz(TX),2620-2690MHz(RX)
LTE BAND20:832-862MHz(TX),791-821MHz(RX)
Bluetooth: 2402-2480MHz (TX/RX)
WIFI: 2412-2462MHz (TX/RX)
5250 to 5350MHz (TX/RX)
5470 to 5725MHz (TX/RX)

GPS:1575.42MHz

FM: 87.5MHz-108.5MHz

Modulation mode:

GMSK (GSM850/GSM900/DCS/PCS) 8PSK (EDGE)
WCDMA Uplink : BPSK/QPSK/16QAM ; WCDMA Downlink :
BPSK/QPSK /16QAM/64QAM
LTE Uplink: BPSK/QPSK/16QAM; LTE Downlink : BPSK/QPSK
/16QAM/64QAM
GFSK/ π /4-DQPSK/ 8-DPSK (Bluetooth)
BPSK/QPSK/16QAM/64QAM/DSSS/OFDM/ CCK (WIFI b/g/n/a)
BPSK/QPSK (GPS)

Max Output Power:

Item	Max Output Power(dBm)
GSM850/GSM900	32.5 ± 0.5
DCS/PCS	30.5 ± 0.5
WCDMA B1/B2/B5/B8	22 ± 1
LTE B1/B2/B3/B7/B20	21 ± 2
bluetooth	6 ± 1.5
Wi-Fi 2.4G	15 ± 2
Wi-Fi 5G	13 ± 2

CAUTION:

1. Use careful with the earphone maybe excessive sound pressure from earphones and headphones can cause hearing loss.
- 2.This device battery is not removable, please do not disassemble the device.
3. The product shall only be connected to a USB interface of version USB3.1 Type-C.
4. Adapter shall be installed near the equipment and shall be easily accessible.
5. Operating temperature: $-20\sim 40^{\circ}\text{C}$
Charging temperature: Charging $0\sim 40^{\circ}\text{C}$; Discharging $-20\sim 40^{\circ}\text{C}$
6. Charger1: A88-3771-5V2A
Charger2: A70-502000
Charger3: A824-5V2A
7. The device complies with RF specifications when the device used at 5mm from your body.
8. To prevent possible hearing damage, do not listen at high volume levels for long periods.
9. Earphone and USB cable are shielded.



Figure 1 - Warning label (IEC 60417-6044)

This device complies with Part 15 of the FCC Rules. Operation is subject to the following two conditions:

- (1) This device may not cause harmful interference.
- (2) This device must accept any interference received, including interference that may cause undesired operation.

FCC ID: QPN-HOTAH

Any changes or modifications not expressly approved by the party responsible for compliance could void the user's authority to operate the equipment.

NOTE: This equipment has been tested and found to comply with the limits for a Class B digital device, pursuant to Part 15 of the FCC Rules. These limits are designed to provide reasonable protection against harmful interference in a residential installation. This equipment generates uses and can radiate radio frequency energy and, if not installed and used in accordance with the instructions, may cause harmful interference to radio communications. However, there is no guarantee that interference will not occur in a particular installation.

If this equipment does cause harmful interference to radio or television reception, which can be determined by turning the equipment off and on, the user is encouraged to try to correct the interference by one or more of the following measures:

- Reorient or relocate the receiving antenna.
- Increase the separation between the equipment and receiver.
- Connect the equipment into an outlet on a circuit different from that to which the receiver is connected.
- Consult the dealer or an experienced radio/TV technician for help.

Body-worn Operation

This device was tested for typical body-worn operations. To comply With RF exposure requirements, a minimum separation distance of 1.0cm must be maintained between the user's body and the handset, including the antenna.

Third-party belt-clips, holsters, and similar including the antenna. Third-party belt-clips, holsters, and similar accessories used by this device should not contain any metallic components. Body-worn accessories that do not meet these requirements may not comply with RF exposure requirements and should be avoided.

Specific Absorption Rate (SAR) information:

This wireless phone meets the government's requirements for exposure to radio waves. The guidelines are based on standards that were developed by independent scientific organizations through periodic and thorough evaluation of scientific studies. The standards include a substantial safety margin designed to assure the safety of all persons regardless of age or health.

FCC RF Exposure Information and Statement The SAR limit of USA (FCC) is 1.6 W/kg averaged over one gram of tissue. Device types MobiWire Hotah has also been tested against this SAR limit. The highest SAR value reported under this standard during product certification for use at the ear is 0.500W/kg and when properly worn on the body is 0.679W/kg. This device was tested for typical body-worn operations with the back of the handset kept 1cm from the body. To maintain compliance with FCC RF exposure requirements, use accessories that maintain a 1cm separation distance between the user's body and the back of the handset. The use of belt clips, holsters and similar accessories should not contain metallic components in its assembly. The use of accessories that do not satisfy these requirements may not comply with FCC RF exposure requirements, and should be avoided.

e-label

First step: Power on your phone

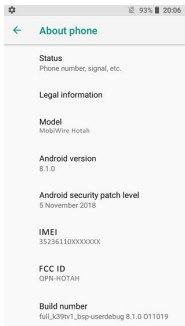
Second step: Go to Settings -> System
->About Phone

Then you can see:

Model: MobiWire Hotah

IMEI: 35236110XXXXXXXX

FCC ID: QPN-HOTAH



e-Label