



TEST REPORT

REPORT NUMBER: I23W00045-GSM RF

ON

Type of Equipment: 4G Smart Phone
Type of Designation: MobiWire H6322, Altice S35
Brand Name: MobiWire, Altice
Manufacturer: MobiWire SAS
FCC ID: QPN-H6322

ACCORDING TO

FCC 47 CFR Part 24; FCC 47 CFR Part 22; FCC 47 CFR Part 2;

Chongqing Academy of Information and Communications Technology

Month date, year

October 8, 2023

Signature

Director

Note:

The test results in this test report relate only to the devices specified in this report. This report shall not be reproduced except in full without the written approval of Chongqing Academy of Information and Communications Technology.



Report No.: I23W00045-GSM RF

Revision Version

Report Number	Revision	Date
I23W00045-GSM RF	00	2023-09-18
I23W00045-GSM RF	01	2023-10-08

Chongqing Academy of Information and Communication Technology

Address: No. 8, Yuma Road, Chayuan New City, Nan'an District, Chongqing, P. R. China, 401336
Tel: 0086-23-88069965 FAX: 0086-23-88608777



CONTENTS

1.	Test Laboratory.....	5
1.1.	Testing Location.....	5
1.2.	Testing Environment	5
1.3.	Project data	5
1.4.	Signature.....	5
2.	Client Information	7
2.1.	Applicant Information.....	7
2.2.	Manufacturer Information	7
3.	Equipment under Test (EUT) and Ancillary Equipment (AE).....	8
3.1.	About EUT	8
3.2.	Internal Identification of EUT used during the test	8
3.3.	Outline of Equipment under Test	9
3.4.	Internal Identification of AE used during the test	9
4.	Reference Documents.....	10
4.1.	Documents supplied by applicant.....	10
4.2.	Reference Documents for testing.....	10
5.	Test Equipments Utilized.....	11
5.1.	RF Test System	11
5.2.	RSE Test System	11
5.3.	Climate Chamber.....	12
5.4.	Anechoic chamber Vibration table.....	12
5.5.	Test software.....	12
6.	Test Results.....	13
6.1.	Summary of Test Results.....	13
6.2.	Output Power	15
6.3.	EIRP.....	18

Chongqing Academy of Information and Communication Technology

Address: No. 8, Yuma Road, Chayuan New City, Nan'an District, Chongqing, P. R. China, 401336
Tel: 0086-23-88069965 FAX: 0086-23-88608777



Report No.: I23W00045-GSM RF

6.4.	Peak-to-Average Power Ratio	22
6.5.	99% Occupied Bandwidth	24
6.6.	-26dB Emission Bandwidth.....	30
6.7.	Band Edge at antenna terminals	36
6.8.	Frequency Stability.....	39
6.9.	Conducted Spurious Emission.....	45
6.10.	EMISSION LIMIT	53
	Annex A EUT Photos.....	65
	Annex B Deviations from Prescribed Test Methods.....	66

Chongqing Academy of Information and Communication Technology

Address: No. 8, Yuma Road, Chayuan New City, Nan'an District, Chongqing, P. R. China, 401336
Tel: 0086-23-88069965 FAX: 0086-23-88608777

1. Test Laboratory

1.1. Testing Location

Name:	Chongqing Academy of Information and Communications Technology
Identifier Number:	CN0044
Designation Number:	CN1239
Address:	Building C, Technology Innovation Center, No.8, Yuma Road, Chayuan New Area, Nan'an District, Chongqing, People's Republic of China
Postal Code:	401336
Telephone:	0086-23-88069965
Fax:	0086-23-88608777

1.2. Testing Environment

Normal Temperature:	15-35°C
Relative Humidity:	30-60%

1.3. Project data

Testing Start Date:	2023-08-15
Testing End Date:	2023-08-24

1.4. Signature



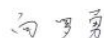
2023-10-08

Junxin Dong
(Prepared this test report)

Date

2023-10-08

Lili Wang
(Reviewed this test report)

Date

2023-10-08

Luoyong Xiang
Director of the laboratory
(Approved this test report)

Date

Chongqing Academy of Information and Communication Technology

Address: No. 8, Yuma Road, Chayuan New City, Nan'an District, Chongqing, P. R. China, 401336
Tel: 0086-23-88069965 FAX: 0086-23-88608777



Report No.: I23W00045-GSM RF

Chongqing Academy of Information and Communication Technology

Address: No. 8, Yuma Road, Chayuan New City, Nan'an District, Chongqing, P. R. China, 401336
Tel: 0086-23-88069965 FAX: 0086-23-88608777

2. Client Information

2.1. Applicant Information

Company Name:	MobiWire SAS
Address /Post:	107 Boulevard de la Mission Marchand 92400 Courbevoie,France
City:	Courbevoie
Country:	France
Telephone:	+33625028368
Fax:	N/A
Email:	olivier.tiennault@mobiwire.com
Contact Person:	Olivier Tiennault

2.2. Manufacturer Information

Company Name:	MobiWire SAS
Address /Post:	107 Boulevard de la Mission Marchand 92400 Courbevoie,France
City:	Courbevoie
Country:	France
Telephone:	+33625028368
Fax:	N/A
Email:	olivier.tiennault@mobiwire.com
Contact Person:	Olivier Tiennault

Chongqing Academy of Information and Communication Technology

Address: No. 8, Yuma Road, Chayuan New City, Nan'an District, Chongqing, P. R. China, 401336
Tel: 0086-23-88069965 FAX: 0086-23-88608777

3. Equipment under Test (EUT) and Ancillary Equipment (AE)

3.1. About EUT

EUT Description	4G Smart Phone
Model name	MobiWire H6322, Altice S35
Brand name	MobiWire, Altice
GSM Frequency Band	GSM:850/ 900/ 1800/1900
WCDMA Frequency Band	WCDMA:B1/B2/B5/B8
LTE Frequency Band	LTE:B1/2/3/4/5/7/8/20/28/38/41
BLUETOOTH Frequency Band	2402MHz-2480MHz
WLAN Frequency Band	Wi-Fi 2.4G:802.11b/g/n, Wi-Fi 5G U-NII-1/ U-NII-2a/U-NII-2c/U-NII-3:802.11a/n/ac
Type of GSM modulation	GMSK/8PSK
Power Class 2	N/A
Power Class 3	N/A
Extreme Temperature	-10/+55°C
Nominal Voltage	3.85V
Extreme High Voltage	4.4V
Extreme Low Voltage	3.6V

Note: Photographs of EUT are shown in ANNEX A of this test report.

Note: High and low voltage values in extreme condition test are given by manufacturer.

3.2. Internal Identification of EUT used during the test

EUT ID*	SN or IMEI	HW Version	SW Version	Date of receipt
S1	354365420300609 354365420300617	V01	Mobiwire_H6322_V01	2023-08-15
S2	354365420300385 354365420300393	V01	Mobiwire_H6322_V01	2023-08-15

Chongqing Academy of Information and Communication Technology

Address: No. 8, Yuma Road, Chayuan New City, Nan'an District, Chongqing, P. R. China, 401336
Tel: 0086-23-88069965 FAX: 0086-23-88608777



S3	354365420300641 354365420300658	V01	Mobiwire_H6322_V01	2023-08-15
----	------------------------------------	-----	--------------------	------------

*EUT ID: is used to identify the test sample in the lab internally.

3.3. Outline of Equipment under Test

Technology	Band	UL Freq.(MHz)	DL Freq.(MHz)	Note
2G	850	824-849	869-894	N/A
	1900	1850-1910	1930-1990	N/A

3.4. Internal Identification of AE used during the test

AE ID*	Description	dB*
AE1	RF cable	0.5

*AE ID: is used to identify the test sample in the lab internally.

4. Reference Documents

4.1. Documents supplied by applicant

PICS/PIXIT, referring to Annex B for detailed information, is supplied by the client or manufacturer, which is the basis of testing.

4.2. Reference Documents for testing

The following documents listed in this section are referred for testing.

Reference	Title	Version
FCC 47 CFR Part 2	FREQUENCY ALLOCATIONS AND RADIO TREATY MATTERS; GENERAL RULES AND REGULATIONS	--
FCC 47 CFR Part 22	PUBLIC MOBILE SERVICES	--
FCC 47 CFR Part 24	PERSONAL COMMUNICATIONS SERVICES	--

5. Test Equipments Utilized

5.1. RF Test System

No.	Equipment	Model	SN	HW Version	SW Version	Manufacturer	Cal. Interval	Cal.Due Date
1	Spectrum analyzer	FSQ 26	201137/026	--	--	R&S	1 Year	2023-06-29
								2024-06-28
2	Spectrum analyzer	FSW26	104280	--	--	R&S	1 Year	2023-06-29
								2024-06-28
3	DC Power Supply	3303D	801128	--	--	Topward	1 Year	2023-06-29
								2024-06-28
4	Universal Radio Communication Tester	CMW500	152395	--	--	R&S	1 Year	2023-06-29
								2024-06-28

5.2. RSE Test System

No.	Equipment	Model	SN	HW Version	SW Version	Manufacturer	Cal. Interval	Cal.Due Date
1	EMI Test Receiver	ESU40	100307	--	--	R&S	1 Year	2023-06-29
								2024-06-28
2	TRILOG Broadband Antenna	VULB9163	9163-586	--	--	Schwarzbeck	1 Year	2022-10-20
								2023-10-29
3	Horn antenna	9120D	1083	--	--	Schwarzbeck	2 Year	2022-10-25
								2024-12-14
4	Horn antenna	DATE 1152	LM7127	--	--	ETS	2 Year	2022-09-07
								2024-09-06
5	Horn antenna	DATE 1012	LM5945	--	--	ETS	2 Year	2022-09-07
								2024-09-

Chongqing Academy of Information and Communication Technology

Address: No. 8, Yuma Road, Chayuan New City, Nan'an District, Chongqing, P. R. China, 401336
 Tel: 0086-23-88069965 FAX: 0086-23-88608777

								06
6	Amplifier1	SCU-08F1	832002 7	--	--	R&S	1 Year	2023-06-29
								2024-06-28
7	Amplifier2	SCU-18F	180093	--	--	R&S	1 Year	2023-06-29
								2024-06-28

5.3. Climate Chamber

No.	Name	Type	SN	Manufacture	Cal. Interval	Cal.Due Date
1	Climate chamber	SH-241	92010759	--	1 Year	2023-06-29
						2024-06-28

5.4. Anechoic chamber Vibration table

No.	Name	Type	SN	Manufacture	Cal. Interval	Cal.Due Date
1	Fully-Anechoic Chamber	FAC 5	--	TDK	3 Year	2021-09-23
						2024-09-22
2	Anechoic Chamber	SAC 10	--	TDK	3 Year	2021-08-27
						2024-08-26

5.5. Test software

No.	Name	version	SN	Manufacture
1	EMC32	V 10.20.01	--	R&S

Chongqing Academy of Information and Communication Technology

Address: No. 8, Yuma Road, Chayuan New City, Nan'an District, Chongqing, P. R. China, 401336
 Tel: 0086-23-88069965 FAX: 0086-23-88608777

6. Test Results

6.1. Summary of Test Results

A brief summary of the tests carried out is shown as following.

FCC Rules	Name of Test	Result
2.1046/22.913(a)/24.232(c)	Output Power	PASS
2.1046/22.913(a)/24.232(c)	EIRP	PASS
24.232(d)	Peak-to-Average Ratio	PASS
2.1049(h)(i)/ 22.917(b)	99%Occupied Bandwidth	PASS
22.917(b)/24.238(b)	-26dB Emission Bandwidth	PASS
22.917(a)/24.238(a)	Band Edge at antenna terminals	PASS
2.1055/24.235	Frequency stability	PASS
2.1053/22.917(a)/24.238(a)	Conducted Spurious mission	PASS
2.1051/22.917/24.238/22.913/24.232	Emission Limit	PASS

Note:

The MobiWire H6322, Altice S35, manufactured by MobiWire SAS is a new product for testing.

This project has two configurations S1 (Mainly Supply) & S2 (Secondary Supply), the difference is memory, G-sensor and P/L sensor. We mainly test the S1 (Mainly Supply), and the S2 (Secondary Supply) tests the worst mode of the Radiated Emission of the S1 (Mainly Supply), and the test data of the worst mode will be reflected in the report.

The differences between S1 (Mainly Supply) & S2 (Secondary Supply) are shown in the table below:

Difference	Config 1: S1 (Mainly Supply)	Config 2: S2 (Secondary Supply)
CPU	MT8766V	MT6761V
Memory- ROM	HSEMSDS6S2B32G	KSI EMMC32G-PJ30
Memory- RAM	CXDB4ABAM-MK	micron FLXC2002G-N2
G-sensor	slan SC7A20ETR	sensortek STK8BA58
P-sensor	MN78912	Liteon LTR-569ALS-02

Chongqing Academy of Information and Communication Technology

Address: No. 8, Yuma Road, Chayuan New City, Nan'an District, Chongqing, P. R. China, 401336
Tel: 0086-23-88069965 FAX: 0086-23-88608777

6.2. Output Power

Specifications:	FCC Part 2.1046/22.913(a)/24.232(c)
DUT Serial Number:	S1
Test conditions:	Ambient Temperature:15°C-35°C Relative Humidity:30%-60% Air pressure: 86-106kPa
Test Results:	Pass

6.2.1. Description

During the process of testing, the EUT was controlled Rhode & Schwarz Digital Radio. Communication tester to ensure max power transmission and proper modulation.

This result contains peak output power and EIRP measurements for the EUT. In all cases, output power is within the specified limits.

6.2.2. Method of Measurements

Method of measurements please refer to KDB971168 D01 v03 clause 5.

The EUT was set up for the max output power with pseudo random data modulation.

The power was measured with Rhode & Schwarz Spectrum Analyzer FSQ(peak).

These measurements were done at 3 frequencies, 1850.2 MHz, 1880.0MHz and 1909.8MHz for PCS1900 band; 824.2MHz, 836.6MHz and 848.8MHz for GSM850 band. (bottom, middle and top of operational frequency range).

6.2.3. Test procedures

The transmitter output port was connected to base station.

Set the EUT at maximum power through base station.

Select lowest, middle, and highest channels for each band and different modulation.

Measure maximum average power for other modulation signal.

6.2.4. Limit

22.913(a) Mobile stations are limited to 7 watts.

24.232(c) Mobile and portable stations are limited to 2 watts.

Measurement Uncertainty:

Item	Uncertainty
Expanded Uncertainty	0.6 dB (k=2)

6.2.5. Test Procedures

The transmitter output power was connected to calibrated attenuator, the other end of which was connected to signal analyzer. Transmitter output power was read off the power in dBm. The power outputs at the transmitter antenna port was determined by adding the value of attenuator to the signal analyzer reading.

Chongqing Academy of Information and Communication Technology

Address: No. 8, Yuma Road, Chayuan New City, Nan'an District, Chongqing, P. R. China, 401336
Tel: 0086-23-88069965 FAX:0086-23-88608777

6.2.6. GSM Test Condition

RBW	VBW	Sweep time	Span
3MHz	10MHz	Auto	50MHz

6.2.7. Test Setup



6.2.8. Measurement results

GSM 850 (GMSK 1 Slot)	
Channel/fc(MHz)	Peak power (dBm)
Mid 190/836.4	31.61
Low 128/824.2	31.49
High 251/848.8	31.37

GPRS 850 (GMSK 1 Slot)	
Channel/fc(MHz)	Peak power (dBm)
Mid 190/836.4	31.52
Low 128/824.2	31.63
High 251/848.8	31.41

EGPRS 850 (8PSK 1 Slot)	
Channel/fc(MHz)	Peak power (dBm)
Mid 190/836.4	25.70
Low 128/824.2	25.74
High 251/848.8	25.69

GSM 1900 (GMSK 1 Slot)	
------------------------	--

Chongqing Academy of Information and Communication Technology

Address: No. 8, Yuma Road, Chayuan New City, Nan'an District, Chongqing, P. R. China, 401336
 Tel: 0086-23-88069965 FAX: 0086-23-88608777



Channel/fc(MHz)	Peak power (dBm)
Mid 661/1880	28.95
Low 512/1850.2	28.80
High 810/1909.8	28.87

GPRS 1900 (GMSK 1 Slot)	
Channel/fc(MHz)	Peak power (dBm)
Mid 661/1880	28.93
Low 512/1850.2	28.79
High 810/1909.8	28.86

EGPRS 1900 (8PSK 1 Slot)	
Channel/fc(MHz)	Peak power (dBm)
Mid 661/1880	25.67
Low 512/1850.2	26.06
High 810/1909.8	25.10

Chongqing Academy of Information and Communication Technology

Address: No. 8, Yuma Road, Chayuan New City, Nan'an District, Chongqing, P. R. China, 401336
Tel: 0086-23-88069965 FAX: 0086-23-88608777

6.3. EIRP

Specifications:	FCC Part 2.1046/22.913(a)/24.232(c)
DUT Serial Number:	S1
Test conditions:	Ambient Temperature:15°C-35°C Relative Humidity:30%-60% Air pressure: 86-106kPa
Test Results:	Pass

6.3.1. Description

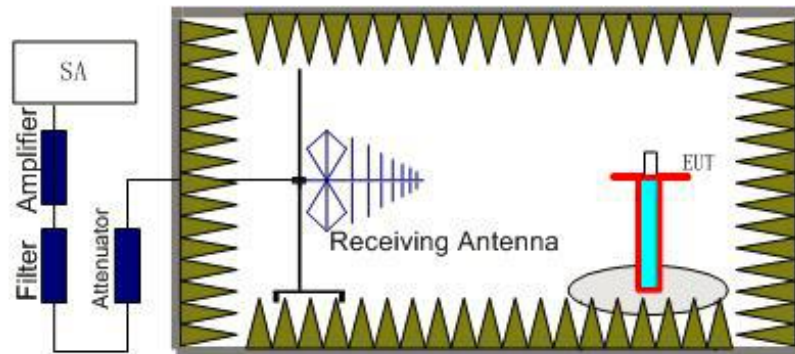
This is the test for the maximum radiated power from the EUT.

Rule Part 24.232(c) specifies, "Mobile/portable stations are limited to 2 watts e.i.r.p. Peak power" and 24.232(c) specifies that "Peak transmit power must be measured over any interval of continuous transmission using instrumentation calibrated in terms of an rms-equivalent voltage." Rule Part 22.913(a) specifies "The ERP of mobile transmitters and auxiliary test transmitters must not exceed 7 Watts."

6.3.1 Method of Measurement

The measurements procedures in TIA-603E-2016 are used.

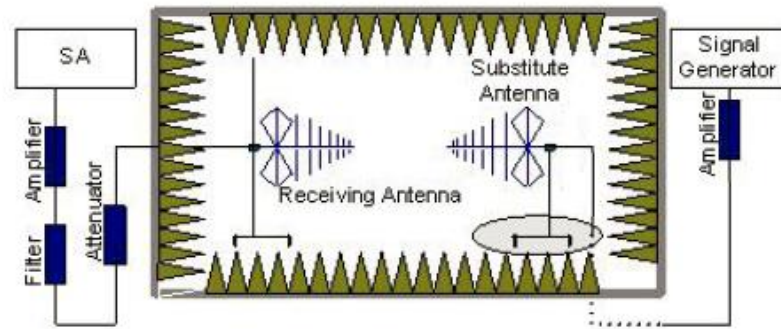
1. EUT was placed on a 1.5 meter high non-conductive stand at a 3 meter test distance from the receive antenna. A receiving antenna was placed on the antenna mast 3 meters from the EUT for emission measurements. The height of receiving antenna is 1.5m. The test setup refers to figure below. Detected emissions were maximized at each frequency by rotating the EUT through 360° and adjusting the receiving antenna polarization. The radiated emission measurements of all transmit frequencies in three channels (High, Middle, Low) were measured with peak detector.



2. The EUT is then put into continuously transmitting mode at its maximum power level during the test. And the maximum value of the receiver should be recorded as (Pr).
3. The EUT shall be replaced by a substitution antenna. The test setup refers to figure below.

Chongqing Academy of Information and Communication Technology

Address: No. 8, Yuma Road, Chayuan New City, Nan'an District, Chongqing, P. R. China, 401336
Tel: 0086-23-88069965 FAX: 0086-23-88608777



In the chamber, an substitution antenna for the frequency band of interest is placed at the reference point of the chamber. An RF Signal source for the frequency band of interest is connected to the substitution antenna with a cable that has been constructed to not interfere with the radiation pattern of the antenna. A power (P_{Mea}) is applied to the input of the substitution antenna, and adjust the level of the signal generator output until the value of the receiver reach the previously recorded (P_r). The power of signal source (P_{Mea}) is recorded. The test should be performed by rotating the test item and adjusting the receiving antenna polarization.

4. A amplifier should be connected to the Signal Source output port. And the cable should be connect between the Amplifier and the Substitution Antenna.

The cable loss (P_{cl}), the Substitution Antenna Gain (G_a) and the Amplifier Gain (P_{Ag}) should be recorded after test.

The measurement results are obtained as described below:

Power (EIRP) = $P_{Mea} + P_{Ag} - P_{cl} + G_a$

5. This value is EIRP since the measurement is calibrated using an antenna of known gain (2.15 dBi) and known input power.

6. ERP can be calculated from EIRP by subtracting the gain of the dipole, $ERP = EIRP - 2.15\text{dBi}$.

6.3.2 Limit

Rule 2.1051/22.917/24.238/22.913/24.232 specifies that " In the 1.0 MHz bands immediately outside and adjacent to the equipment's operating frequency block, the emission power per any 1% of the emission bandwidth shall be attenuated (in dB) below the transmitter output power P (dBW) by at least $43 + 10 \log_{10} p$ (watts).

After the first 1.0 MHz, the emission power in any 1 MHz bandwidth shall be attenuated (in dB) below the transmitter output power P (dBW) by at least $43 + 10 \log_{10} p$ (watts). If the measurement is performed using 1% of the emission bandwidth, power integration over 1.0 MHz is required." Limit -13 dBm

Rule 2.1051/22.917/24.238/22.913/24.232 specifies that " In the 1.0 MHz bands immediately outside and adjacent to the equipment's operating frequency block, the emission power per any 1% of the emission bandwidth shall be attenuated (in dB) below the transmitter output power P (dBW) by at least $43 + 10 \log_{10} p$ (watts).

After the first 1.0 MHz, the emission power in any 1 MHz bandwidth shall be attenuated (in dB) below the transmitter output power P (dBW) by at least $43 + 10 \log_{10} p$ (watts). If the measurement is performed

Chongqing Academy of Information and Communication Technology

Address: No. 8, Yuma Road, Chayuan New City, Nan'an District, Chongqing, P. R. China, 401336
Tel: 0086-23-88069965 FAX: 0086-23-88608777

using 1% of the emission bandwidth, power integration over 1.0 MHz is required.” Limit -13 dBm

Measurement Uncertainty:

Item	Uncertainty
Expanded Uncertainty	0.6 dB (k=2)

6.3.3 Measurement result

Maximum of Antenna Gain:

No.	Item(s)	Data
1	850	0.2dBi
2	1900	0.12dBi

Note: The data of gain is provided by the customer may affect the validity of the test results in this report, and the impact and consequences of this shall be undertaken by the customer.

GSM850

GSM(GMSK)

Frequency(MHz)	Peak EIRP (dBm)	Peak ERP (dBm)	Polarization
824.2	31.69	29.54	H
836.6	31.81	29.66	H
848.8	31.57	29.42	H

GPRS(GMSK)

Frequency(MHz)	Peak EIRP (dBm)	Peak ERP (dBm)	Polarization
824.2	31.83	29.68	H
836.6	31.72	29.57	H
848.8	31.61	29.46	H

EDGE(8PSK)

Chongqing Academy of Information and Communication Technology

Address: No. 8, Yuma Road, Chayuan New City, Nan'an District, Chongqing, P. R. China, 401336
 Tel: 0086-23-88069965 FAX: 0086-23-88608777

Frequency(MHz)	Peak EIRP (dBm)	Peak ERP (dBm)	Polarization
824.2	25.94	23.79	H
836.4	25.90	23.75	H
848.8	25.89	23.74	H

PCS 1900

GSM (GMSK)

Frequency(MHz)	Peak EIRP (dBm)	Polarization
1850.2	28.92	V
1880.0	29.07	H
1909.8	28.99	V

GPRS (GMSK)

Frequency(MHz)	Peak EIRP (dBm)	Polarization
1850.2	28.91	V
1880.0	29.05	H
1909.8	28.98	V

EDGE (8PSK)

Frequency(MHz)	Peak EIRP (dBm)	Polarization
1850.2	26.18	V
1880.0	25.79	H
1909.8	25.22	V

Chongqing Academy of Information and Communication Technology

Address: No. 8, Yuma Road, Chayuan New City, Nan'an District, Chongqing, P. R. China, 401336
 Tel: 0086-23-88069965 FAX: 0086-23-88608777

6.4. Peak-to-Average Power Ratio

Specifications:	FCC Part 24.232(d)
DUT Serial Number:	S3
Test conditions:	Ambient Temperature:15°C-35°C Relative Humidity:30%-60% Air pressure: 86-106kPa
Test Results:	Pass

6.4.1. PAPR Limit

The peak-to-average power ratio (PAPR) of the transmission may not exceed 13Db.

Measurement Uncertainty:

Item	Uncertainty
Expanded Uncertainty	0.22 dB (k=2)

6.4.2. Test procedures

The EUT was connected to the spectrum analyzer and system simulator via a power divider.

Select the spectrum analyzer CCDF function.

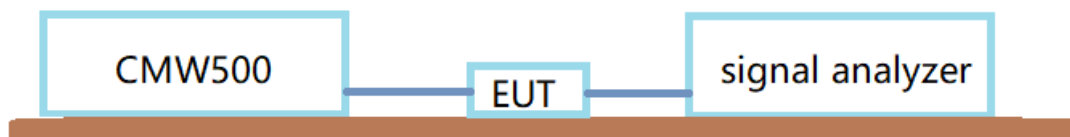
Set RBW \geq signal's occupied bandwidth.

Set the number of counts to a value that stabilizes the measured CCDF curve;

Sweep time \geq 1s.

Record the maximum PAPR level associated with a probability of 0.1%.

6.4.3. Test Setup



6.4.4. Test result

Band	Network	Channel	PCL/Gamma	PAPR	Limit
GSM850	GSM	128	6	10.26	13
GSM850	GSM	189	6	10.74	13
GSM850	GSM	251	6	10.74	13

Chongqing Academy of Information and Communication Technology

Address: No. 8, Yuma Road, Chayuan New City, Nan'an District, Chongqing, P. R. China, 401336
Tel: 0086-23-88069965 FAX: 0086-23-88608777



Band	Network	Channel	PCL/Gamma	PAPR	Limit
GSM850	GPRS	128	4	7.72	13
GSM850	GPRS	189	4	10.74	13
GSM850	GPRS	251	4	8.14	13
GSM850	EDGE	128	6	10.71	13
GSM850	EDGE	189	6	8.11	13
GSM850	EDGE	251	6	10.71	13

Band	Network	Channel	PCL/Gamma	PAPR	Limit
GSM1900	GSM	512	0	7.76	13
GSM1900	GSM	661	0	7.76	13
GSM1900	GSM	810	0	7.76	13
GSM1900	GPRS	512	3	10.77	13
GSM1900	GPRS	661	3	10.8	13
GSM1900	GPRS	810	3	10.8	13
GSM1900	EDGE	512	5	10.42	13
GSM1900	EDGE	661	5	7.76	13
GSM1900	EDGE	810	5	7.76	13

Chongqing Academy of Information and Communication Technology

Address: No. 8, Yuma Road, Chayuan New City, Nan'an District, Chongqing, P. R. China, 401336
Tel: 0086-23-88069965 FAX: 0086-23-88608777

6.5. 99% Occupied Bandwidth

Specifications:	FCC Part 2.1049(h)(i)/ 22.917(b)
DUT Serial Number:	S1
Test conditions:	Ambient Temperature:15°C-35°C Relative Humidity:30%-60% Air pressure: 86-106kPa
Test Results:	Pass

6.5.1. Occupied Bandwidth

Similar to conducted emissions; occupied bandwidth measurements are only provided for selected frequencies in order to reduce the amount of submitted data. Data were taken at the extreme and mid frequencies of GSM850, PCS1900.

Measurement Uncertainty:

Item	Uncertainty
Expanded Uncertainty	70.04 Hz (k=2)

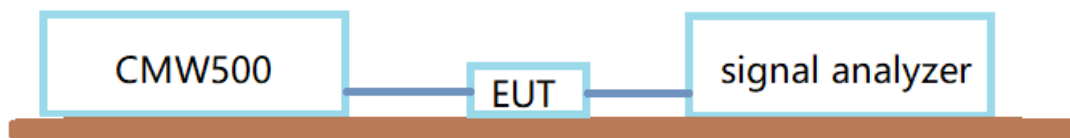
6.5.2. Test Procedure

The EUT output RF connector was connected with a short cable to the signal analyzer.

RBW was set to about 1% of emission BW, VBW \geq 3 times RBW,.

99% bandwidth were measured, the occupied bandwidth is delta frequency between the two points where the display line intersects the signal trace.

6.5.3. Test Setup



6.5.4. Test result

Band	Network	Channel/fc(MHz)	PCL	99%OBW(kHz)
GSM850	GSM	128	6	244.30
GSM850	GSM	189	6	247.90
GSM850	GSM	251	6	245.00

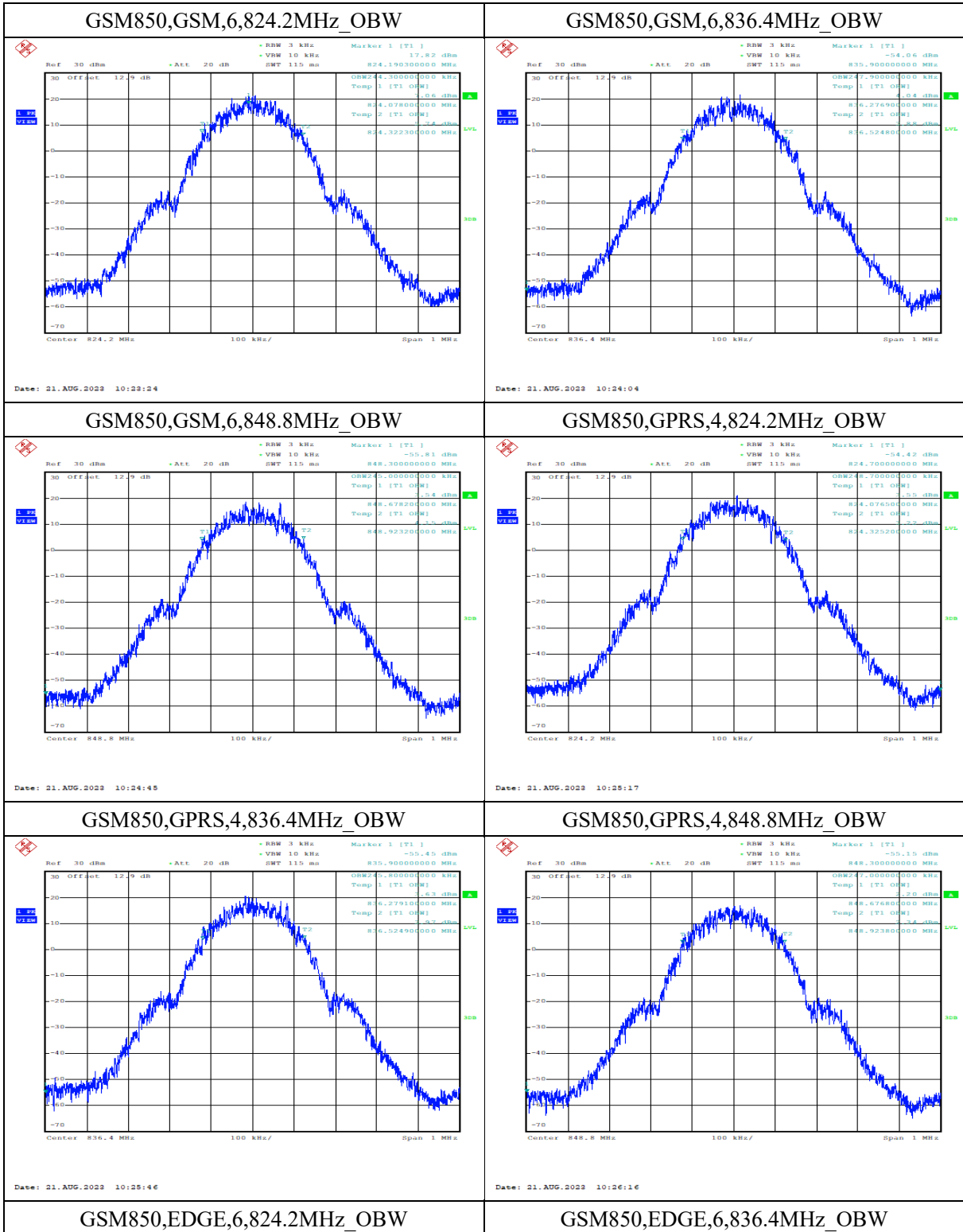
Chongqing Academy of Information and Communication Technology

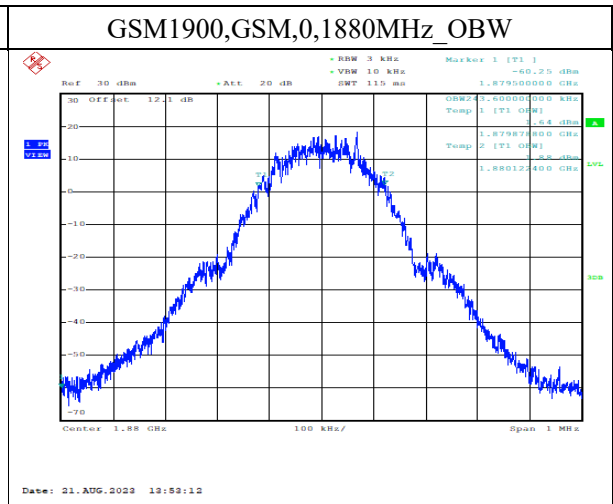
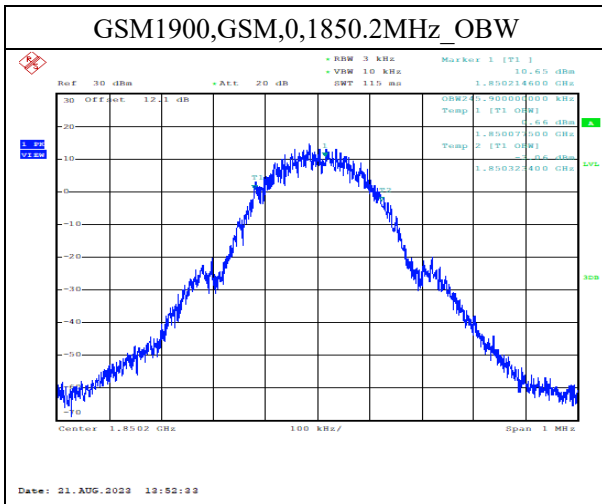
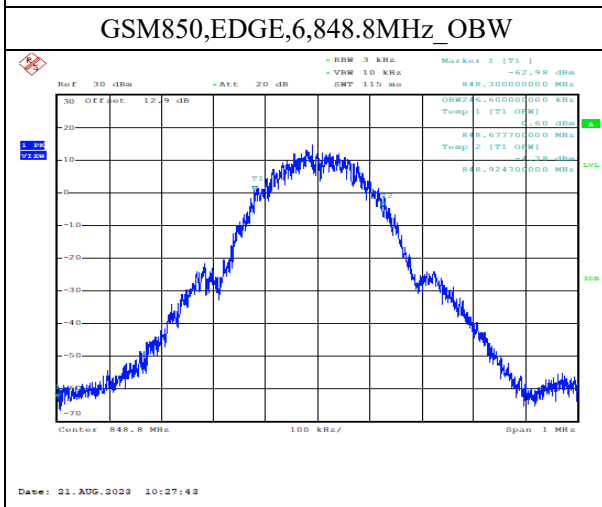
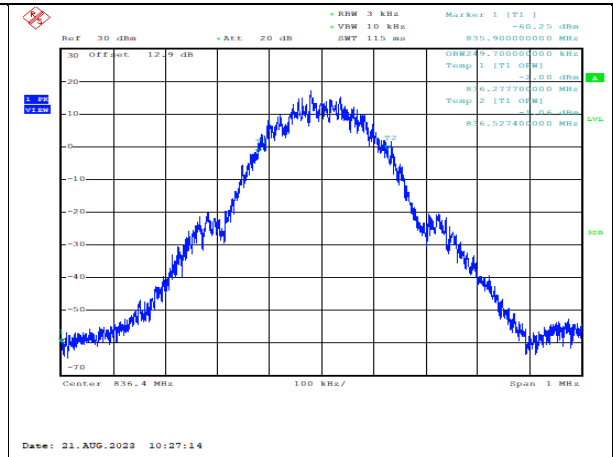
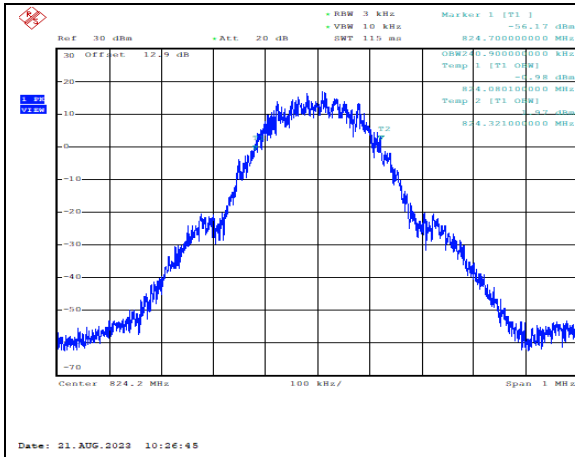
Address: No. 8, Yuma Road, Chayuan New City, Nan'an District, Chongqing, P. R. China, 401336
Tel: 0086-23-88069965 FAX: 0086-23-88608777

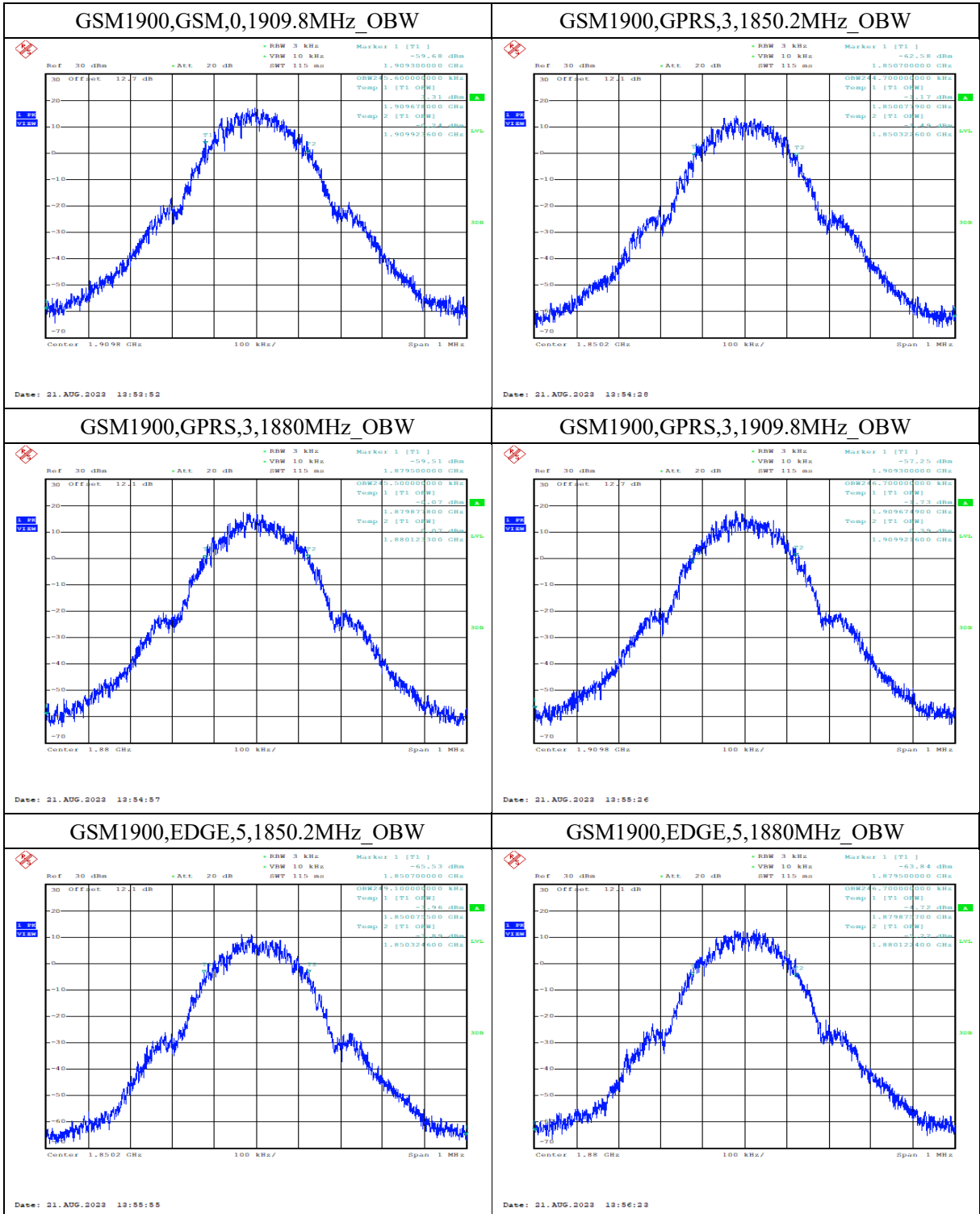


Band	Network	Channel/fc(MHz)	PCL	99%OBW(kHz)
GSM850	GPRS	128	4	248.70
GSM850	GPRS	189	4	245.80
GSM850	GPRS	251	4	247.00
GSM850	EDGE	128	6	240.90
GSM850	EDGE	189	6	249.70
GSM850	EDGE	251	6	246.60
GSM1900	GSM	512	0	245.90
GSM1900	GSM	661	0	243.60
GSM1900	GSM	810	0	245.60
GSM1900	GPRS	512	3	244.70
GSM1900	GPRS	661	3	245.50
GSM1900	GPRS	810	3	246.70
GSM1900	EDGE	512	5	249.10
GSM1900	EDGE	661	5	246.70
GSM1900	EDGE	810	5	244.60

Conclusion: PASS

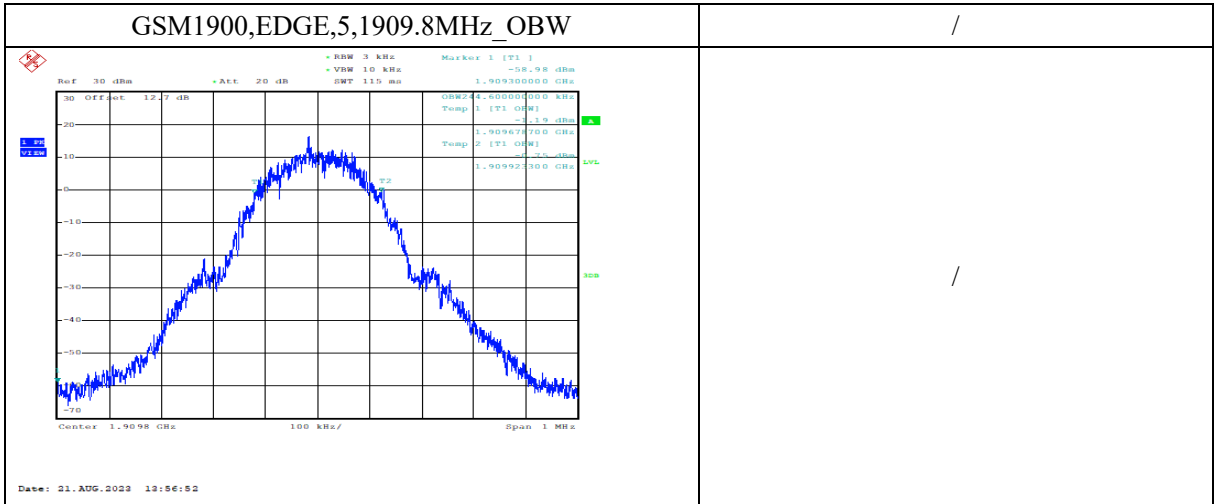






Chongqing Academy of Information and Communication Technology

Address: No. 8, Yuma Road, Chayuan New City, Nan'an District, Chongqing, P. R. China, 401336
 Tel: 0086-23-88069965 FAX: 0086-23-88608777



Chongqing Academy of Information and Communication Technology

Address: No. 8, Yuma Road, Chayuan New City, Nan'an District, Chongqing, P. R. China, 401336
Tel: 0086-23-88069965 FAX: 0086-23-88608777

6.6. -26dB Emission Bandwidth

Specifications:	FCC Part 22.917(b)/24.238(b)
DUT Serial Number:	S1
Test conditions:	Ambient Temperature:15°C-35°C Relative Humidity:30%-60% Air pressure: 86-106kPa
Test Results:	Pass

Method of test please refer to KDB971168 D01 v03 clause 4.0.

Similar to conducted emissions; occupied bandwidth measurements are only provided for selected frequencies in order to reduce the amount of submitted data. Data were taken at the extreme and mid frequencies of GSM.

Measurement Uncertainty:

Item	Uncertainty
Expanded Uncertainty	70.04 Hz (k=2)

6.7.1 Test Procedure:

The EUT output RF connector related to a short cable to the signal analyzer.

RBW was set to about 1% of emission BW, VBW \geq 3 times RBW,.

26dB bandwidth were measured, the occupied bandwidth is delta frequency between the two points where the display line intersects the signal trace.

6.6.1. Measurement methods

For GSM: signal analyzer setting as: RBW= 3KHz; VBW=10KHz; Span=1MHz.

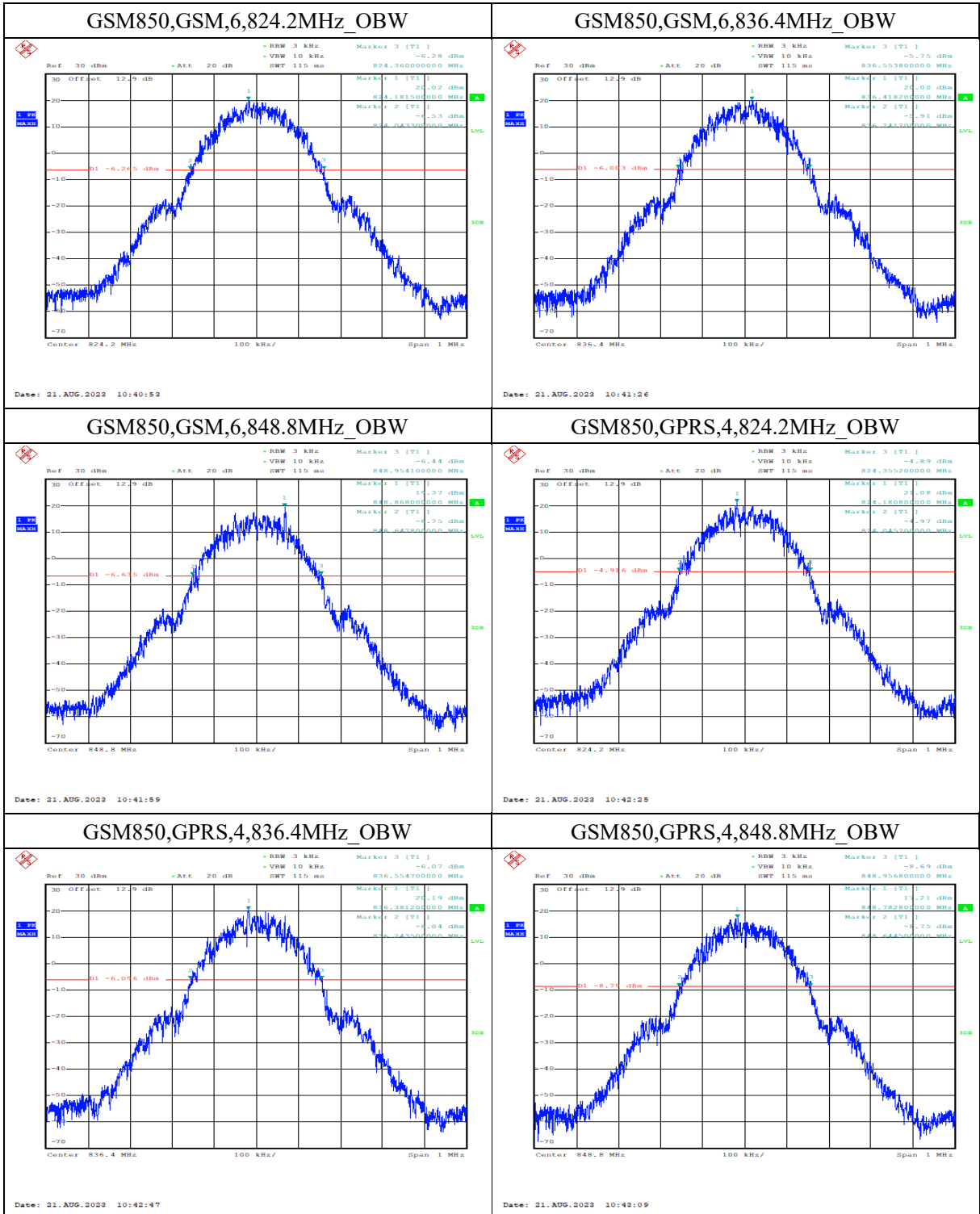
6.6.2. Test Setup



6.6.3. Test results

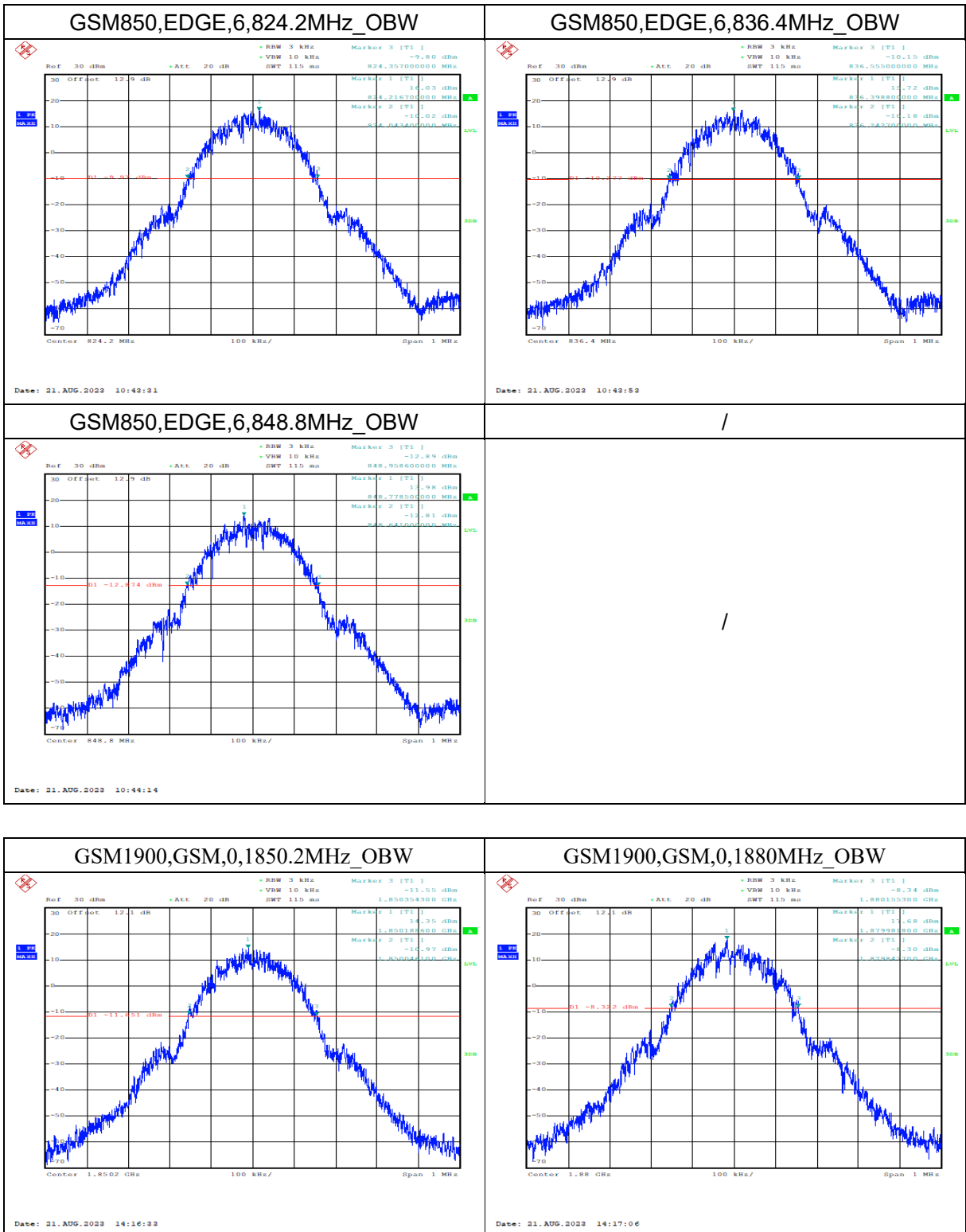
Band	Network	Channel/fc(MHz)	PCL	26dBDown OccupiedWidth(kHz)
GSM850	GSM	128	6	317.00
GSM850	GSM	189	6	313.00
GSM850	GSM	251	6	306.00
GSM850	GPRS	128	4	310.00
GSM850	GPRS	189	4	311.00
GSM850	GPRS	251	4	312.00
GSM850	EDGE	128	6	314.00
GSM850	EDGE	189	6	312.00
GSM850	EDGE	251	6	318.00
GSM1900	GSM	512	0	308.00
GSM1900	GSM	661	0	308.00
GSM1900	GSM	810	0	315.00
GSM1900	GPRS	512	3	308.00
GSM1900	GPRS	661	3	316.00
GSM1900	GPRS	810	3	312.00
GSM1900	EDGE	512	5	315.00
GSM1900	EDGE	661	5	316.00
GSM1900	EDGE	810	5	310.00

Conclusion: PASS**Chongqing Academy of Information and Communication Technology**Address: No. 8, Yuma Road, Chayuan New City, Nan'an District, Chongqing, P. R. China, 401336
Tel: 0086-23-88069965 FAX: 0086-23-88608777



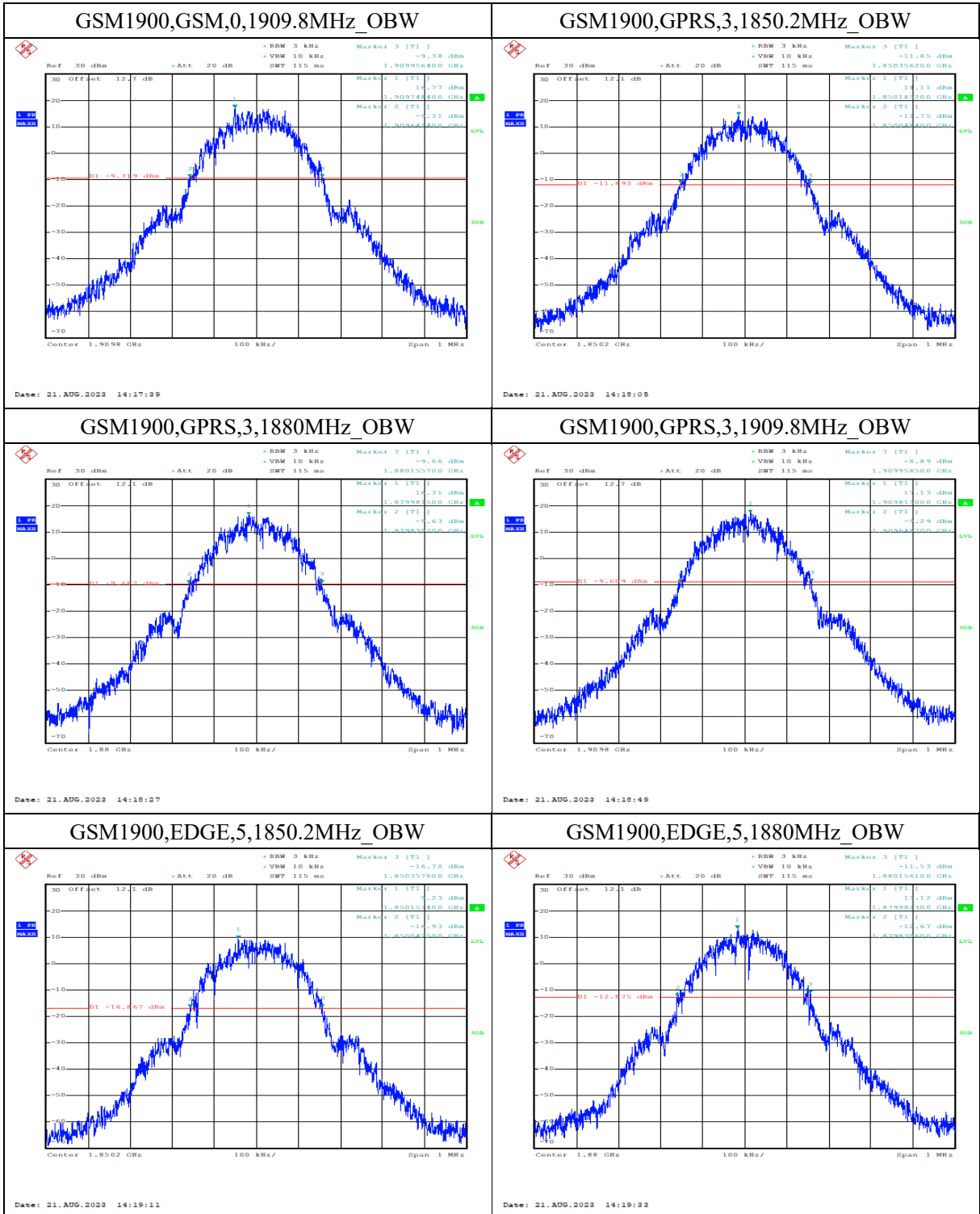
Chongqing Academy of Information and Communication Technology

Address: No. 8, Yuma Road, Chayuan New City, Nan'an District, Chongqing, P. R. China, 401336
 Tel: 0086-23-88069965 FAX: 0086-23-88608777



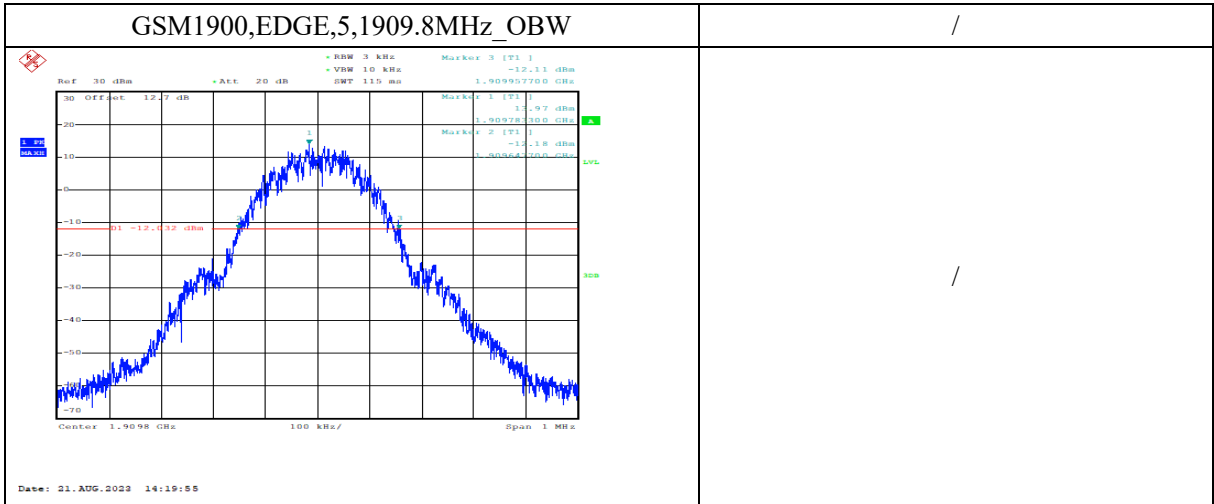
Chongqing Academy of Information and Communication Technology

Address: No. 8,Yuma Road, Chayuan New City, Nan'an District, Chongqing, P. R. China,401336
 Tel: 0086-23-88069965 FAX:0086-23-88608777



Chongqing Academy of Information and Communication Technology

Address: No. 8, Yuma Road, Chayuan New City, Nan'an District, Chongqing, P. R. China, 401336
 Tel: 0086-23-88069965 FAX: 0086-23-88608777



Chongqing Academy of Information and Communication Technology

Address: No. 8, Yuma Road, Chayuan New City, Nan'an District, Chongqing, P. R. China, 401336
Tel: 0086-23-88069965 FAX: 0086-23-88608777

6.7. Band Edge at antenna terminals

Method of test measurements please refer to KDB971168 D01 v03 clause 6

6.7.1. Limit

Specifications:	FCC Part 22.917(a)/24.238(a)
DUT Serial Number:	S1
Test conditions:	Ambient Temperature:15°C-35°C Relative Humidity:30%-60% Air pressure: 86-106kPa
Test Results:	Pass

Part 22.917(a),24.238(a) state that The power of any emission outside of the authorized operating frequency ranges must be attenuated below the transmitting power (P) by a factor of at least $43 + 10 \log(P)$ dB.

Measurement Uncertainty:

Item	Uncertainty
Expanded Uncertainty	1.28 dB (k=2)

6.7.2. Test procedures

The RF output of the transceiver was connected to a signal analyzer through appropriate attenuation.

In the 1MHz bands immediately outside and adjacent to the frequency block a resolution bandwidth of at least one percent of the emission bandwidth of the fundamental emission of the transmitter may be employed.

The RF fundamental frequency should be excluded against the limit line in the operating frequency band

The limit line is derived from $43+10\log(P)$ Db below the transmitter power P(Watts)

$$=P(W)-[43+10\log(P)](Db)$$

$$=[30+10\log(P)](dBm)-[43+10\log(P)](Db)$$

$$=-13dBm$$

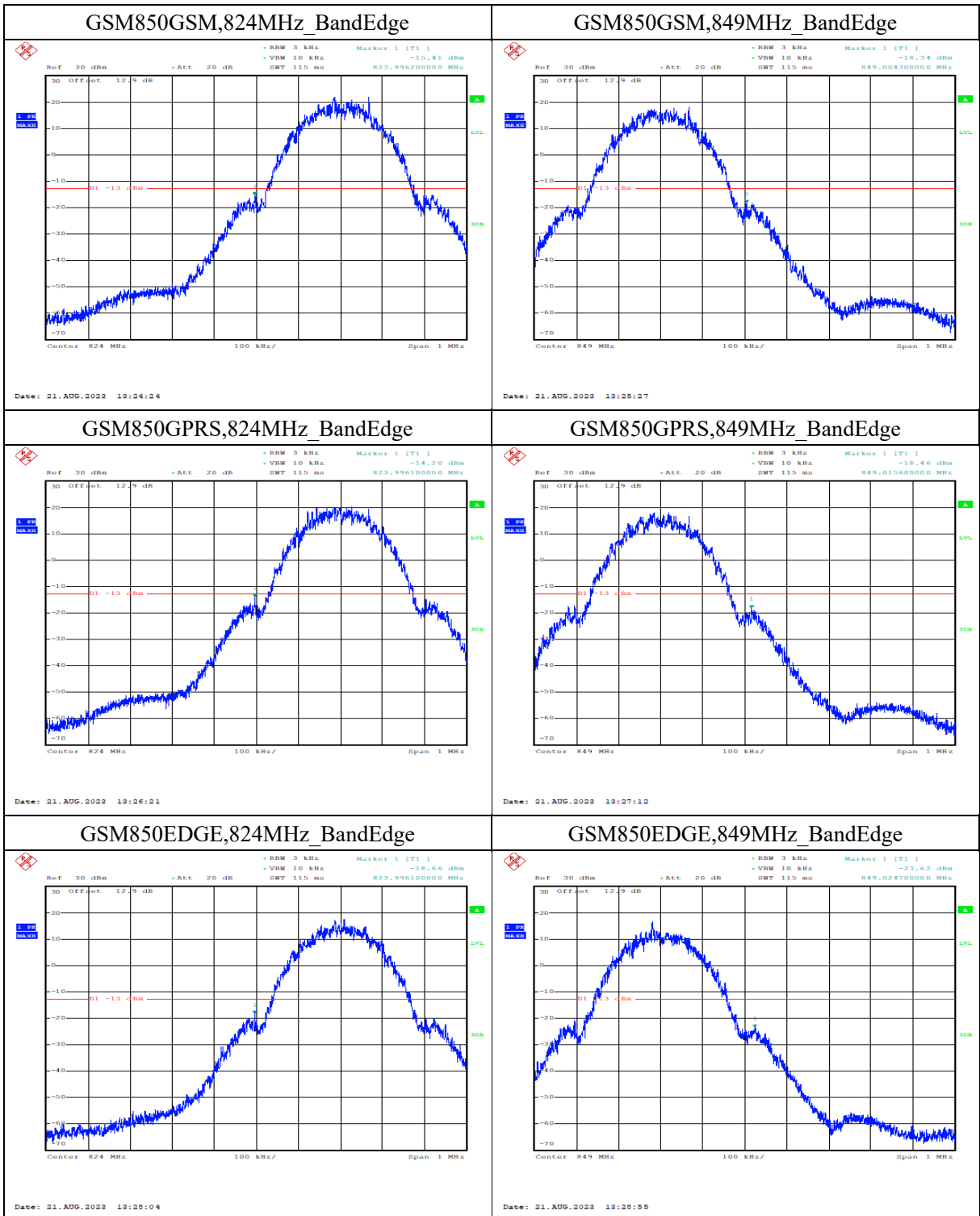
6.7.3. Test Setup



6.7.4. Test Result

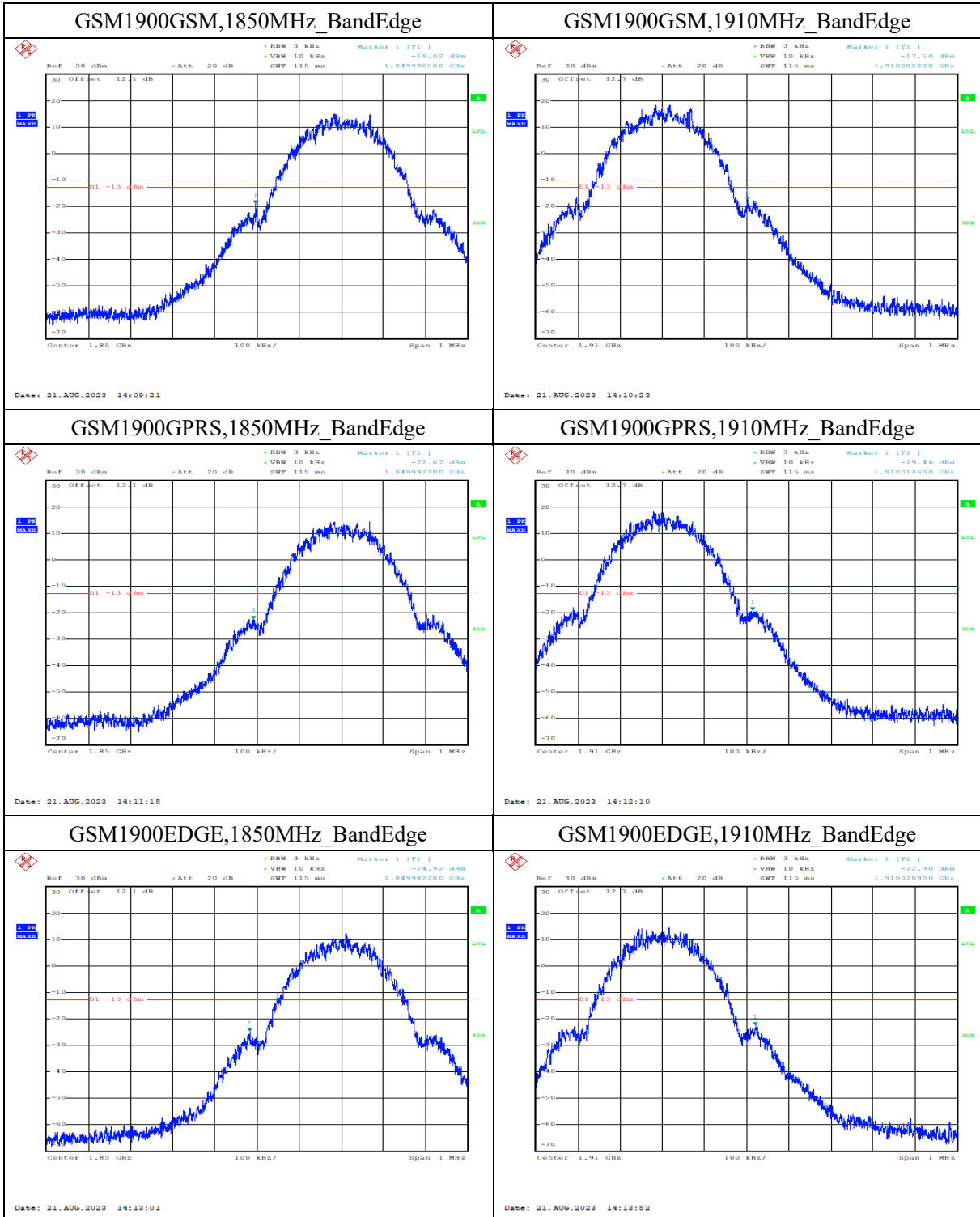
Chongqing Academy of Information and Communication Technology

Address: No. 8,Yuma Road, Chayuan New City, Nan'an District, Chongqing, P. R. China,401336
Tel: 0086-23-88069965 FAX:0086-23-88608777



Chongqing Academy of Information and Communication Technology

Address: No. 8,Yuma Road, Chayuan New City, Nan'an District, Chongqing, P. R. China,401336
 Tel: 0086-23-88069965 FAX:0086-23-88608777



Chongqing Academy of Information and Communication Technology

Address: No. 8, Yuma Road, Chayuan New City, Nan'an District, Chongqing, P. R. China, 401336
 Tel: 0086-23-88069965 FAX: 0086-23-88608777

6.8. Frequency Stability

Specifications:	FCC Part 2.1055/24.235
DUT Serial Number:	S1
Test conditions:	Ambient Temperature:15°C-35°C Relative Humidity:30%-60% Air pressure: 86-106kPa
Test Results:	Pass

Method of test measurements please refer to KDB971168 D01 v03 clause 9

6.8.1. Method of Measurement and test procedures

In order to measure the carrier frequency under the condition of AFC lock, it is necessary to make measurements with the EUT in a “call mode”. This is accomplished with the use of R&S CMW500 DIGITAL RADIO COMMUNICATION TESTER.

1. Measure the carrier frequency at room temperature.
2. Subject the EUT to overnight soak at -10°C.
3. With the EUT, powered via nominal voltage, connected to the CMW500 and in a simulated call on mid channel of GSM850, PCS1900, measure the carrier frequency. These measurements should be made within 2 minutes of Powering up the EUT, to prevent significant self-warming.
4. Repeat the above measurements at -10°C increments from -10°C to +50°C. Allow at least 1 1/2 hours at each temperature, unpowered, before making measurements.
5. Re-measure carrier frequency at room temperature with nominal voltage. Vary supply voltage from minimum voltage to maximum voltage, in 0.1 Volt increments re-measuring carrier frequency at each voltage. Pause at nominal voltage for 1 1/2 hours unpowered, to allow any self-heating to stabilize, before continuing.
6. Subject the EUT to overnight soak at +50°C.
7. With the EUT, powered via nominal voltage, connected to the CMU200 and in a simulated call on the centre channel, measure the carrier frequency. These measurements should be made within 2 minutes of Powering up the EUT, to prevent significant self-warming.
8. Repeat the above measurements at 10 C increments from +50°C to -10°C. Allow at least 1.5 hours at each temperature, unpowered, before making measurements.
9. At all temperature levels hold the temperature to +/- 0.5°C during the measurement procedure.

6.8.2. Measurement Limit

For Hand carried battery powered equipment

According to the JTC standard the GSM frequency stability of the carrier shall be accurate to within 0.1ppm of the received frequency from the base station. And the WCDMA is 2.5ppm. This accuracy is sufficient to meet Sec.24.235, Frequency Stability. The frequency stability shall be sufficient to ensure that the fundamental emission stays within the authorized frequency block. As this transceiver is considered "Hand

Chongqing Academy of Information and Communication Technology

Address: No. 8, Yuma Road, Chayuan New City, Nan'an District, Chongqing, P. R. China, 401336
Tel: 0086-23-88069965 FAX: 0086-23-88608777

carried, battery powered equipment" Section 2.1055(d)(2) applies. This requires that the lower voltage for frequency stability testing be specified by the manufacturer. This transceiver is specified to operate with an input voltage of between 3.6VDC and 4.4VDC, with a nominal voltage of 3.85VDC. Operation above or below these voltage limits is prohibited by transceiver software in order to prevent improper operation as well as to protect components from overstress. These voltages was varied from 85% to 115%.

For equipment powered by primary supply voltage

According to the JTC standard the GSM frequency stability of the carrier shall be accurate to within 0.1ppm of the received frequency from the base station. And the WCDMA is 2.5ppm. This accuracy is sufficient to meet Sec.24.235, Frequency Stability. The frequency stability shall be sufficient to ensure that the fundamental emission stays within the authorized frequency block. For this EUT section 2.1055(d)(1) applies. This requires varying primary supply voltage from 85 to 115 percent of the nominal value for other than hand carried battery equipment.

Measurement Uncertainty:

Item	Uncertainty
Expanded Uncertainty	1.54 Hz (k=2)

6.8.3. Test Setup



6.8.4. Test results

GSM850

Band	Network	Channel	PCL	Temperature	Voltage	Frequency Error(Hz)	Frequency Error(ppm)
GSM850	GSM	189	6	Normal	Low	2.42	0.00
GSM850	GSM	189	6	Normal	Normal	9.01	0.01
GSM850	GSM	189	6	Normal	High	4.84	0.01
GSM850	GSM	189	6	50	Normal	3.49	0.00
GSM850	GSM	189	6	40	Normal	2.07	0.00

Chongqing Academy of Information and Communication Technology

Address: No. 8,Yuma Road, Chayuan New City, Nan'an District, Chongqing, P. R. China,401336
 Tel: 0086-23-88069965 FAX:0086-23-88608777



Report No.: I23W00045-GSM RF

GSM850	GSM	189	6	30	Normal	1.68	0.00
GSM850	GSM	189	6	20	Normal	5.29	0.01
GSM850	GSM	189	6	10	Normal	2.20	0.00
GSM850	GSM	189	6	0	Normal	3.68	0.00
GSM850	GSM	189	6	-10	Normal	2.36	0.00
GSM850	GSM	189	6	-20	Normal	4.75	0.01
GSM850	GSM	189	6	-30	Normal	-1.10	0.00

Band	Network	Channel	Gamma	Temperature	Voltage	Frequency Error(Hz)	Frequency Error(ppm)
GSM850	GPRS	189	4	Normal	Low	2.94	0.00
GSM850	GPRS	189	4	Normal	Normal	-3.10	0.00
GSM850	GPRS	189	4	Normal	High	-3.58	0.00
GSM850	GPRS	189	4	50	Normal	0.65	0.00
GSM850	GPRS	189	4	40	Normal	2.87	0.00
GSM850	GPRS	189	4	30	Normal	-0.06	0.00
GSM850	GPRS	189	4	20	Normal	3.49	0.00
GSM850	GPRS	189	4	10	Normal	2.78	0.00
GSM850	GPRS	189	4	0	Normal	-1.39	0.00
GSM850	GPRS	189	4	-10	Normal	-1.94	0.00
GSM850	GPRS	189	4	-20	Normal	2.16	0.00
GSM850	GPRS	189	4	-30	Normal	4.46	0.01

Chongqing Academy of Information and Communication Technology

Address: No. 8, Yuma Road, Chayuan New City, Nan'an District, Chongqing, P. R. China, 401336
Tel: 0086-23-88069965 FAX: 0086-23-88608777



Band	Network	Channel	Gamma	Temperature	Voltage	Frequency Error(Hz)	Frequency Error(ppm)
GSM850	EDGE	189	6	Normal	Low	6.10	0.01
GSM850	EDGE	189	6	Normal	Normal	5.75	0.01
GSM850	EDGE	189	6	Normal	High	5.17	0.01
GSM850	EDGE	189	6	50	Normal	-0.42	0.00
GSM850	EDGE	189	6	40	Normal	-0.16	0.00
GSM850	EDGE	189	6	30	Normal	1.78	0.00
GSM850	EDGE	189	6	20	Normal	3.87	0.01
GSM850	EDGE	189	6	10	Normal	-0.16	0.00
GSM850	EDGE	189	6	0	Normal	-0.97	0.00
GSM850	EDGE	189	6	-10	Normal	2.62	0.00
GSM850	EDGE	189	6	-20	Normal	3.81	0.01
GSM850	EDGE	189	6	-30	Normal	1.49	0.00

Chongqing Academy of Information and Communication Technology

Address: No. 8, Yuma Road, Chayuan New City, Nan'an District, Chongqing, P. R. China, 401336
Tel: 0086-23-88069965 FAX: 0086-23-88608777

**GPRS1900**

Band	Network	Channel	PCL	Temperature	Voltage	Frequency Error(Hz)	Frequency Error(ppm)
GSM1900	GSM	661	0	Normal	Low	14.98	0.01
GSM1900	GSM	661	0	Normal	Normal	9.78	0.01
GSM1900	GSM	661	0	Normal	High	8.98	0.01
GSM1900	GSM	661	0	50	Normal	21.92	0.01
GSM1900	GSM	661	0	40	Normal	17.92	0.01
GSM1900	GSM	661	0	30	Normal	13.82	0.01
GSM1900	GSM	661	0	20	Normal	13.72	0.01
GSM1900	GSM	661	0	10	Normal	9.78	0.01
GSM1900	GSM	661	0	0	Normal	9.36	0.01
GSM1900	GSM	661	0	-10	Normal	12.20	0.01
GSM1900	GSM	661	0	-20	Normal	12.85	0.01
GSM1900	GSM	661	0	-30	Normal	7.52	0.00

Band	Network	Channel	Gamma	Temperature	Voltage	Frequency Error(Hz)	Frequency Error(ppm)
GSM1900	GPRS	661	3	Normal	Low	4.75	0.00
GSM1900	GPRS	661	3	Normal	Normal	11.04	0.01
GSM1900	GPRS	661	3	Normal	High	11.75	0.01
GSM1900	GPRS	661	3	50	Normal	1.29	0.00
GSM1900	GPRS	661	3	40	Normal	1.87	0.00
GSM1900	GPRS	661	3	30	Normal	16.18	0.01
GSM1900	GPRS	661	3	20	Normal	1.68	0.00
GSM1900	GPRS	661	3	10	Normal	2.68	0.00
GSM1900	GPRS	661	3	0	Normal	14.46	0.01
GSM1900	GPRS	661	3	-10	Normal	10.98	0.01
GSM1900	GPRS	661	3	-20	Normal	6.23	0.00

Chongqing Academy of Information and Communication Technology

Address: No. 8, Yuma Road, Chayuan New City, Nan'an District, Chongqing, P. R. China, 401336
Tel: 0086-23-88069965 FAX: 0086-23-88608777



Band	Network	Channel	Gamma	Temperature	Voltage	Frequency Error(Hz)	Frequency Error(ppm)
GSM1900	GPRS	661	3	-30	Normal	4.78	0.00

Band	Network	Channel	Gamma	Temperature	Voltage	Frequency Error(Hz)	Frequency Error(ppm)
GSM1900	EDGE	661	5	Normal	Low	5.20	0.00
GSM1900	EDGE	661	5	Normal	Normal	10.85	0.01
GSM1900	EDGE	661	5	Normal	High	14.66	0.01
GSM1900	EDGE	661	5	50	Normal	10.04	0.01
GSM1900	EDGE	661	5	40	Normal	6.36	0.00
GSM1900	EDGE	661	5	30	Normal	15.46	0.01
GSM1900	EDGE	661	5	20	Normal	13.46	0.01
GSM1900	EDGE	661	5	10	Normal	4.52	0.00
GSM1900	EDGE	661	5	0	Normal	7.65	0.00
GSM1900	EDGE	661	5	-10	Normal	12.27	0.01
GSM1900	EDGE	661	5	-20	Normal	13.85	0.01
GSM1900	EDGE	661	5	-30	Normal	7.81	0.00

Chongqing Academy of Information and Communication Technology

Address: No. 8, Yuma Road, Chayuan New City, Nan'an District, Chongqing, P. R. China, 401336
Tel: 0086-23-88069965 FAX: 0086-23-88608777

6.9. Conducted Spurious Emission

Specifications:	FCC Part 2.1053/22.917(a)/24.238(a)
DUT Serial Number:	S1
Test conditions:	Ambient Temperature:15°C-35°C Relative Humidity:30%-60% Air pressure: 86-106kPa
Test Results:	Pass

6.9.1. GSM Measurement Method and test procedures

The following steps outline the procedure used to measure the conducted emissions from the EUT.

1. Determine frequency range for measurements: From CFR 2.1057 the spectrum should be investigated from the lowest radio frequency generated in the equipment up to at least the 10th harmonic of the carrier frequency. For the equipment of PCS1900 band, this equates to a frequency range of 30 MHz to 19.1 GHz, data taken from 30 MHz to 20 GHz. For GSM850, data taken from 30 MHz to 10 GHz.

2. The sweep time is set automatically by instrument itself. That should be the optimal sweep time for the span and the RBW. If the sweep time is too short, that is sweep is too fast, the sweep result is not accurate; If the sweep time is too long, that is sweep is too low, some frequency components may be lost. The instrument will give a optimal sweep time according the selected span and RBW.

3. The procedure to get the conducted spurious emission is as follows:

The trace mode is set to MaxHold to get the highest signal at each frequency;

Wait 25 seconds; Get the result.

4. Determine EUT transmit frequencies: below outlines the band edge frequencies pertinent to conducted emissions testing.

Measurement Uncertainty:

Item	Uncertainty
Expanded Uncertainty	1.74 dB (k=2)

GSM 850 Transmitter

Channel	Frequency(MHz)
128	824.2
189	836.4

Chongqing Academy of Information and Communication Technology

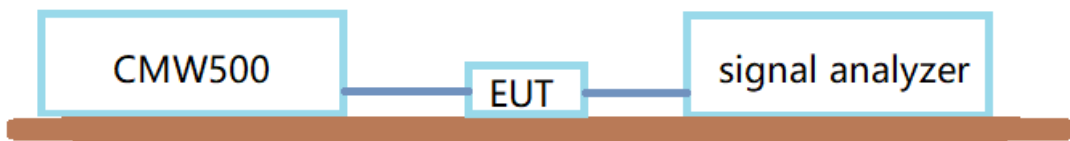
Address: No. 8, Yuma Road, Chayuan New City, Nan'an District, Chongqing, P. R. China, 401336
Tel: 0086-23-88069965 FAX:0086-23-88608777

251	848.8
-----	-------

PCS 1900 Transmitter

Channel	Frequency(MHz)
512	1850.2
661	1880.0
810	1909.8

6.9.2. Test Setup

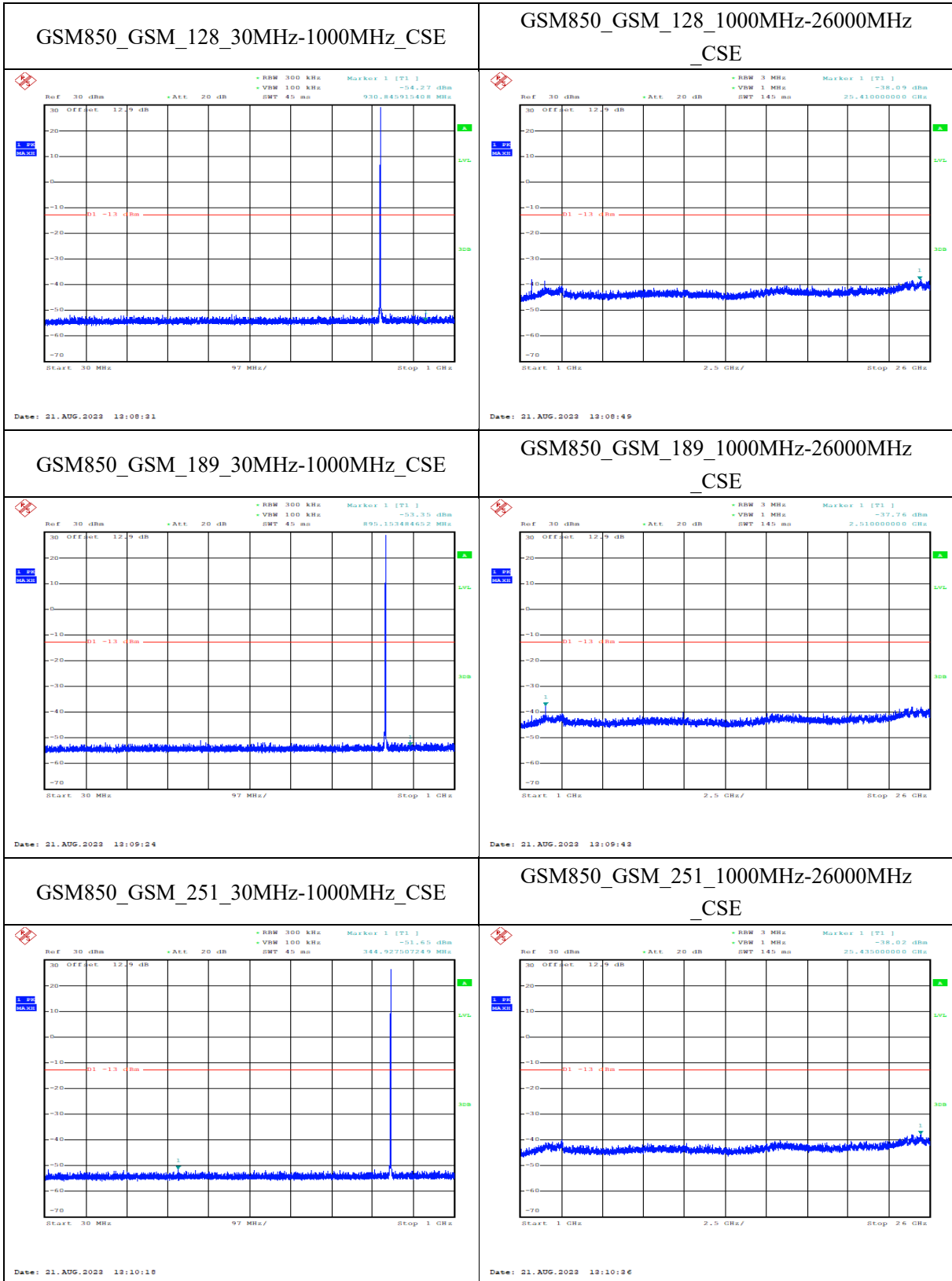


6.9.3. Measurement result

Part 24.238 and Part 22.917 specify that the power of any emission outside of the authorized operating frequency ranges must be attenuated below the transmitting power (P) by a factor of at least $43 + 10 \log(P)$ dB.

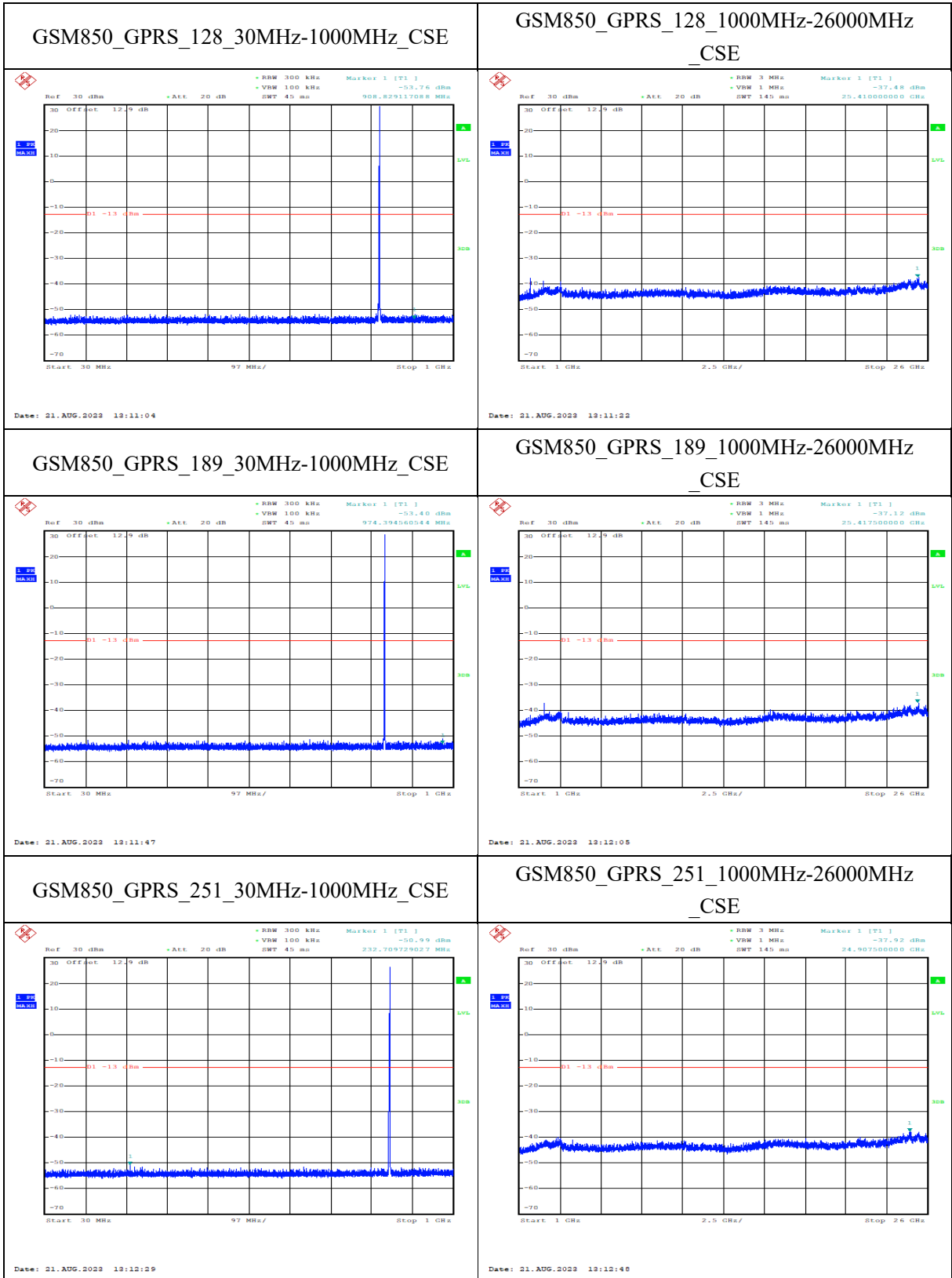
The specification that emissions shall be attenuated below the transmitter power (P) by at least $43 + 10 \log(P)$ dB, translates in the relevant power range (1 to 0.001 W) to -13 dBm. At 1 W the specified minimum attenuation becomes 43 dB and relative to a 30 dBm (1 W) carrier becomes a limit of -13 dBm. At 0.001 W (0 dBm) the minimum attenuation is 13 dB, which again yields a limit of -13 dBm. In this way a translation of the specification from relative to absolute terms is carried out.

Note: peak above the limit line is the carrier frequency.



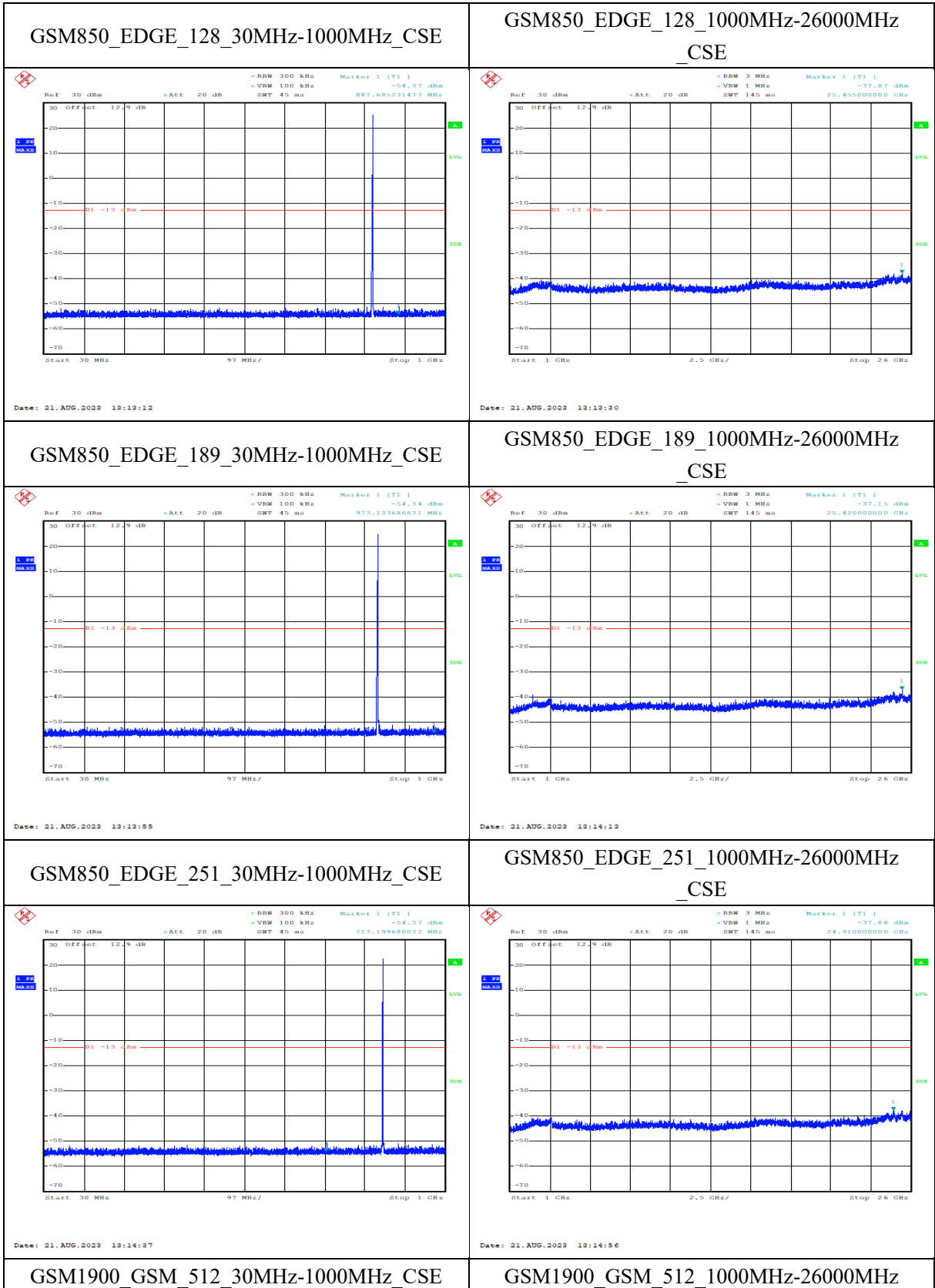
Chongqing Academy of Information and Communication Technology

Address: No. 8, Yuma Road, Chayuan New City, Nan'an District, Chongqing, P. R. China, 401336
 Tel: 0086-23-88069965 FAX: 0086-23-88608777



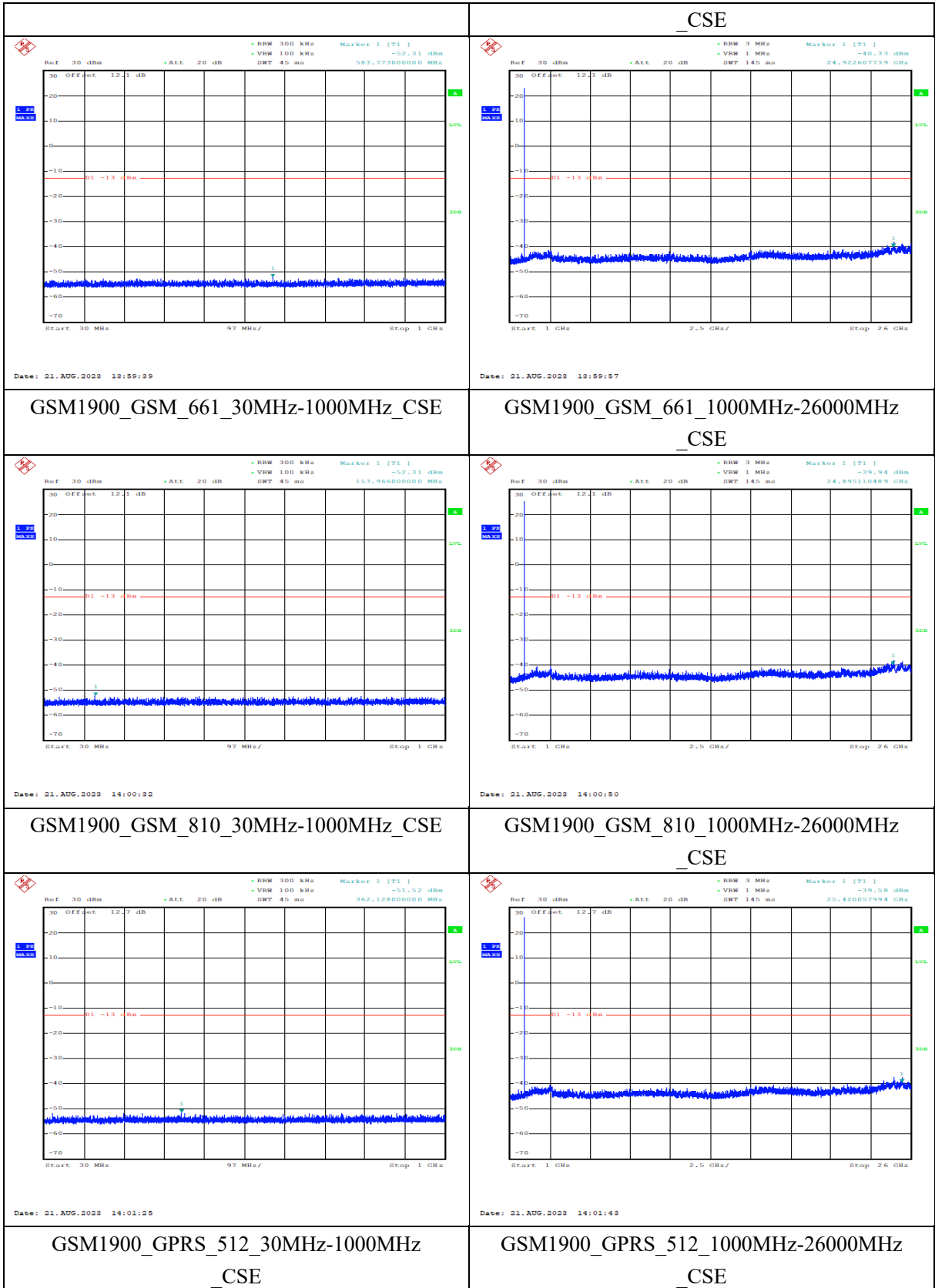
Chongqing Academy of Information and Communication Technology

Address: No. 8, Yuma Road, Chayuan New City, Nan'an District, Chongqing, P. R. China, 401336
 Tel: 0086-23-88069965 FAX: 0086-23-88608777



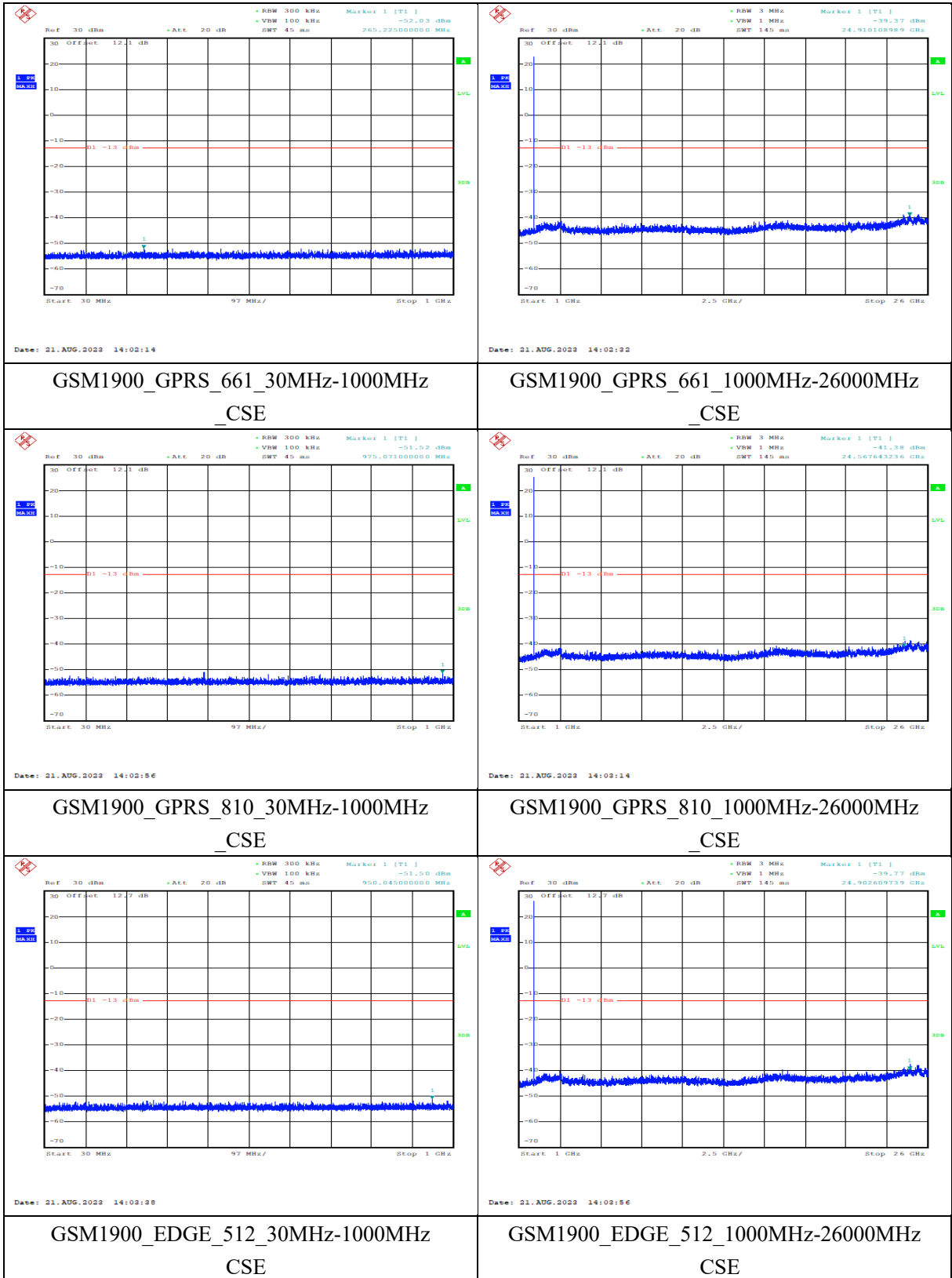
Chongqing Academy of Information and Communication Technology

Address: No. 8, Yuma Road, Chayuan New City, Nan'an District, Chongqing, P. R. China, 401336
 Tel: 0086-23-88069965 FAX: 0086-23-88608777



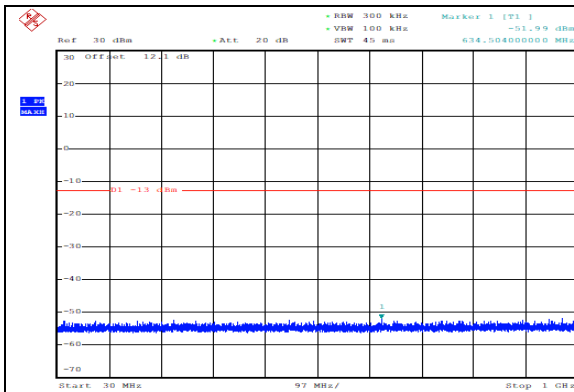
Chongqing Academy of Information and Communication Technology

Address: No. 8, Yuma Road, Chayuan New City, Nan'an District, Chongqing, P. R. China, 401336
 Tel: 0086-23-88069965 FAX: 0086-23-88608777



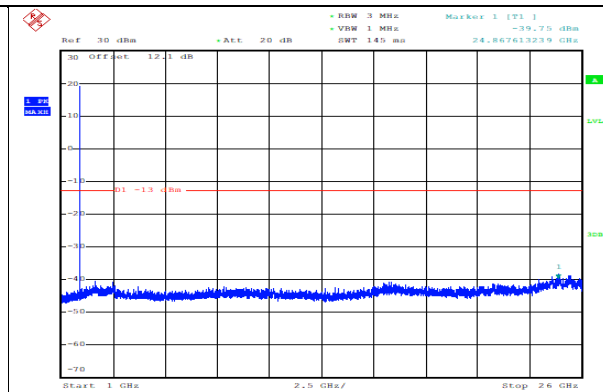


Report No.: I23W00045-GSM RF



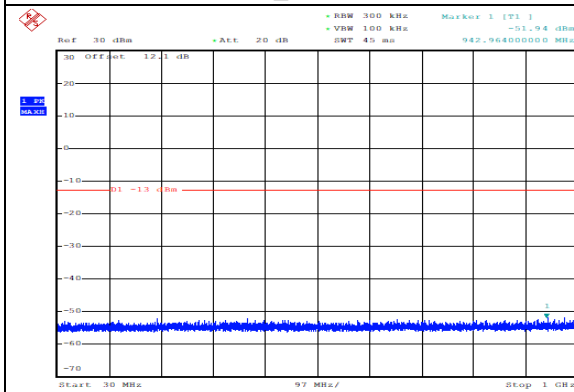
Date: 21.AUG.2023 14:04:21

GSM1900_EDGE_661_30MHz-1000MHz
_CSE



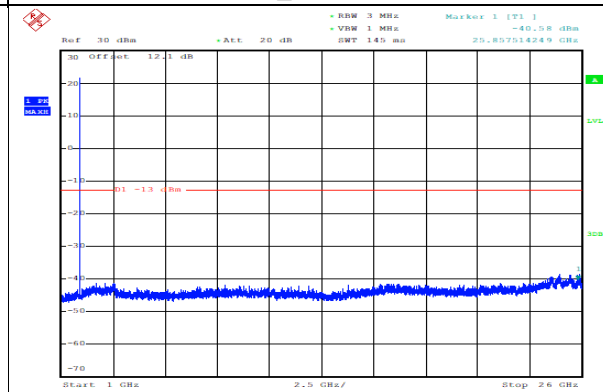
Date: 21.AUG.2023 14:04:29

GSM1900_EDGE_661_1000MHz-26000MHz
_CSE



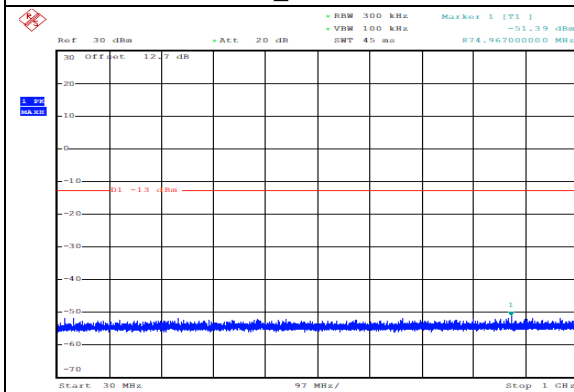
Date: 21.AUG.2023 14:05:02

GSM1900_EDGE_810_30MHz-1000MHz
_CSE



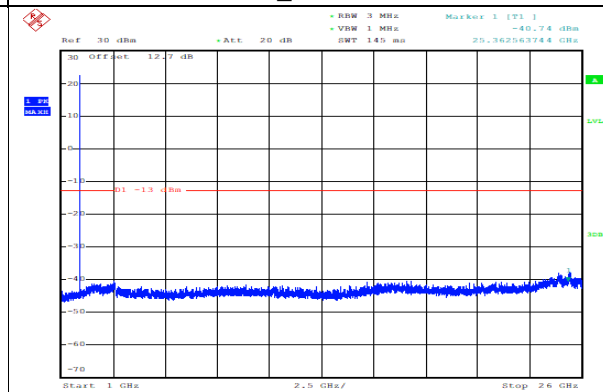
Date: 21.AUG.2023 14:05:22

GSM1900_EDGE_810_1000MHz-26000MHz
_CSE



Date: 21.AUG.2023 14:05:46

GSM1900_EDGE_810_30MHz-1000MHz
_CSE



Date: 21.AUG.2023 14:06:05

GSM1900_EDGE_810_1000MHz-26000MHz
_CSE

Chongqing Academy of Information and Communication Technology

Address: No. 8, Yuma Road, Chayuan New City, Nan'an District, Chongqing, P. R. China, 401336
Tel: 0086-23-88069965

FAX: 0086-23-88608777

6.10. EMISSION LIMIT

Specifications:	FCC Part 2.1051/22.917/24.238/22.913/24.232
DUT Serial Number:	S2 S3
Test conditions:	Ambient Temperature:15°C-35°C Relative Humidity:30%-60% Air pressure: 86-106kPa
Test Results:	Pass

6.10.1. Measurement Method

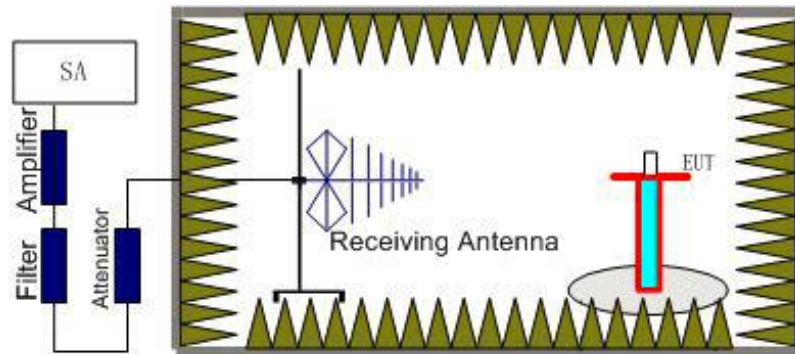
The measurements procedures in TIA-603E-2016 are used.

The spectrum was scanned from 30 MHz to the 10th harmonic of the highest frequency generated within the equipment. The resolution bandwidth is set as outlined in part 2.1051, part 27.53(g), part FCC Part 2.1051/22.917/24.238/22.913/24.232

The spectrum is scanned with the mobile station transmitting at carrier frequencies that pertain to low, mid and high channels of GSM

6.10.2. The procedure of radiated spurious emissions is as follows

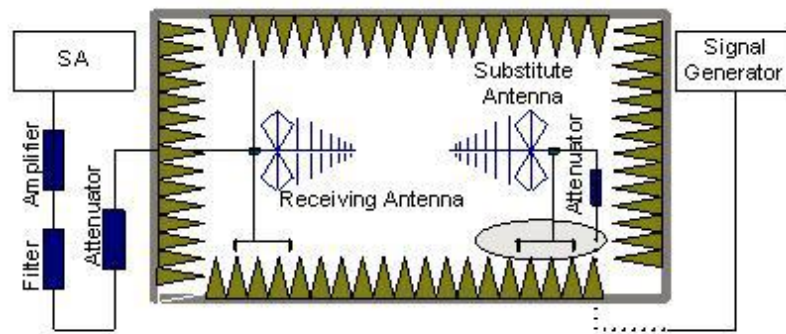
1. EUT was placed on a 1.5 meter high non-conductive stand at a 3 meter test distance from the receive antenna. A receiving antenna was placed on the antenna mast 3 meters from the EUT for emission measurements. The height of receiving antenna is 1.5m. The test setup refers to figure below. Detected emissions were maximized at each frequency by rotating the EUT through 360° and adjusting the receiving antenna polarization. The radiated emission measurements of all non-harmonic and harmonics of the transmit frequency through the 10thharmonic were measured with peak detector.



- The EUT is then put into continuously transmitting mode at its maximum power level during the test. And the maximum value of the receiver should be recorded as (Pr).
- The EUT shall be replaced by a substitution antenna. The test setup refers to figure below.

Chongqing Academy of Information and Communication Technology

Address: No. 8, Yuma Road, Chayuan New City, Nan'an District, Chongqing, P. R. China, 401336
Tel: 0086-23-88069965 FAX: 0086-23-88608777



In the chamber, an substitution antenna for the frequency band of interest is placed at the reference point of the chamber. An RF Signal source for the frequency band of interest is connected to the substitution antenna with a cable that has been constructed to not interfere with the radiation pattern of the antenna. A power (P_{Mea}) is applied to the input of the substitution antenna, and adjust the level of the signal generator output until the value of the receiver reach the previously recorded (P_r). The power of signal source (P_{Mea}) is recorded. The test should be performed by rotating the test item and adjusting the receiving antenna polarization.

4. The Path loss (P_{pl}) between the Signal Source with the Substitution Antenna and the Substitution Antenna Gain (G_a) should be recorded after test.

A amplifier should be connected in for the test.

The Path loss (P_{pl}) is the summation of the cable loss .

The measurement results are obtained as described below:

$$\text{Power(EIRP)} = P_{Mea} - P_{pl} + G_a$$

5. This value is EIRP since the measurement is calibrated using an antenna of known gain (2.15 dBi) and known input power.

6. ERP can be calculated from EIRP by subtracting the gain of the dipole, ERP = EIRP - 2.15dBi

6.10.3. Measurement Limit

Part 24.238 and Part 22.917 specify that the power of any emission outside of the authorized operating frequency ranges must be attenuated below the transmitting power (P) by a factor of at least $43 + 10 \log(P)$ dB.

The specification that emissions shall be attenuated below the transmitter power (P) by at least $43 + 10 \log(P)$ dB, translates in the relevant power range (1 to 0.001 W) to -13 dBm. At 1 W the specified minimum attenuation becomes 43 dB and relative to a 30 dBm (1 W) carrier becomes a limit of -13 dBm. At 0.001 W (0 dBm) the minimum attenuation is 13 dB, which again yields a limit of -13 dBm. In this way a translation of the specification from relative to absolute terms is carried out.

Part 27.53(g), 27.53(h), 27.53(m) state that on any frequency outside frequency band of the US Cellular/PCS spectrum, the power of any emission shall be attenuated below the transmitter power (P, in Watts) by at least $43 + 10 \log(P)$ dB. For all power levels +30 dBm to 0 dBm, this becomes a constant specification limit of -

Chongqing Academy of Information and Communication Technology

Address: No. 8, Yuma Road, Chayuan New City, Nan'an District, Chongqing, P. R. China, 401336
Tel: 0086-23-88069965 FAX: 0086-23-88608777



13 dBm.

According to KDB 971168 6, a relaxation of the reference bandwidth is often provided for measurements within a specified frequency range at the edge of the authorized frequency block/band. This is often implemented by permitting the use of a narrower RBW (typically limited to a minimum RBW of 1% of the OBW) for measuring the out-of-band emissions without a requirement to integrate the result over the full reference bandwidth.

Part 27.53(m) states that for mobile digital stations, the attenuation factor shall be not less than 40 + 10 log (P) dB on all frequencies between the channel edge and 5 megahertz from the channel edge, 43 + 10 log (P) dB on all frequencies between 5 megahertz and X megahertz from the channel edge, and 55 + 10 log (P) dB on all frequencies more than X megahertz from the channel edge, where X is the greater of 6 megahertz or the actual emission bandwidth as defined in paragraph (m)(6) of this section. In addition, the attenuation factor shall not be less that 43 + 10 log (P) dB on all frequencies between 2490.5 MHz and 2496 MHz and 55 + 10 log (P) dB at or below 2490.5 MHz. Mobile Satellite Service licensees operating on frequencies below 2495 MHz may also submit a documented interference complaint against BRS licensees operating on channel BRS Channel 1 on the same terms and conditions as adjacent channel BRS or EBS licensees.

Measurement Uncertainty:

- 30MHz-150MHz 3.82 dB (k=2)
- 150MHz-1000MHz 3.97 dB (k=2)
- 1000MHz-3000MHz 3.09 dB (k=2)
- 3000MHz-6000MHz 3.29 dB (k=2)
- 6000MHz-18000MHz 3.91 dB (k=2)
- 18000MHz-26000MHz 4.60 dB (k=2)
- 26000MHz-40000MHz 4.77 dB (k=2)

6.10.4. Measurement Results

Note: We only provided the worst mode on the report.

Mainly Supply

RSE-EGPRS850-H- S2

Frequency (MHz)	PMea (dBm)	Pcl (dBm)	Ga (dBd)	Peak ERP (dBm)	Limit (dBm)	Polarization
1697.1	-42.28	4.5	4.7	-42.08	-13	H
2576.8	-41.91	5.5	5.6	-41.81	-13	V
3308.1	-50.23	6.2	6.9	-49.53	-13	H
4263.5	-51.48	7.1	8.9	-49.68	-13	V
5895.0	-49.36	8.5	10.2	-47.66	-13	H
7623.1	-50.2	9.7	11.6	-48.3	-13	H

Chongqing Academy of Information and Communication Technology

Address: No. 8,Yuma Road, Chayuan New City, Nan'an District, Chongqing, P. R. China,401336
Tel: 0086-23-88069965 FAX:0086-23-88608777

RSE-EGPRS850-L- S2

Frequency (MHz)	PMea (dBm)	Pcl (dBm)	Ga (dBd)	Peak ERP (dBm)	Limit (dBm)	Polarization
1647.9	-44.26	4.2	4.7	-43.76	-13	V
2540.4	-42.36	5.4	5.6	-42.16	-13	H
3296.5	-48.93	6.2	6.9	-48.23	-13	H
4347.7	-50.6	7.2	8.9	-48.9	-13	H
5410.4	-50.42	8.1	9.8	-48.72	-13	V
6938.5	-50.31	9.3	11.1	-48.51	-13	H

RSE-EGPRS850-M- S2

Frequency (MHz)	PMea (dBm)	Pcl (dBm)	Ga (dBd)	Peak ERP (dBm)	Limit (dBm)	Polarization
1687.5	-48.2	4.5	4.7	-48	-13	H
2523.2	-41.85	5.4	5.6	-41.65	-13	H
3345.0	-48.16	6.2	6.9	-47.46	-13	H
4307.3	-51.01	7.1	8.9	-49.21	-13	H
5206.2	-48.79	8.0	9.4	-47.39	-13	V
6512.3	-50.11	9.0	10.6	-48.51	-13	V

RSE-EGPRS1900-H- S2

Frequency (MHz)	PMea (dBm)	Pcl (dBm)	Ga (dBd)	Peak ERP (dBm)	Limit (dBm)	Polarization
3640.8	-53.29	6.6	7.9	-51.99	-13	H
5094.6	-53.09	7.9	9.6	-51.39	-13	V
6675.6	-52.54	9.1	10.9	-50.74	-13	V
9738.0	-50.58	10.9	12.7	-48.78	-13	V
13369.2	-43.82	13.7	12.3	-45.22	-13	H
16746.0	-38.13	15.1	12.3	-40.93	-13	H

RSE-EGPRS1900-L- S2

Chongqing Academy of Information and Communication Technology

Address: No. 8, Yuma Road, Chayuan New City, Nan'an District, Chongqing, P. R. China, 401336
 Tel: 0086-23-88069965 FAX: 0086-23-88608777

Frequency (MHz)	PMea (dBm)	Pcl (dBm)	Ga (dBd)	Peak ERP (dBm)	Limit (dBm)	Polarization
3700.2	-53.13	6.6	7.9	-51.83	-13	V
5418.6	-53.64	8.1	9.8	-51.94	-13	H
7400.4	-53.35	9.7	11.6	-51.45	-13	V
9975.6	-49.61	11.2	12.5	-48.31	-13	H
13611.6	-45.11	13.8	12.3	-46.61	-13	H
16514.4	-39.21	14.6	12.3	-41.51	-13	H

RSE-EGPRS1900-M- S2

Frequency (MHz)	PMea (dBm)	Pcl (dBm)	Ga (dBd)	Peak ERP (dBm)	Limit (dBm)	Polarization
3730.2	-53.65	6.6	7.9	-52.35	-13	V
4918.2	-53.8	7.7	9.6	-51.9	-13	H
6610.8	-51.98	9.1	10.6	-50.48	-13	H
9534.0	-50.87	10.7	12.7	-48.87	-13	H
12196.8	-45.63	12.6	12.3	-45.93	-13	V
15688.8	-39.93	14.5	12.3	-42.13	-13	H

RSE-GPRS850-H- S2

Frequency (MHz)	PMea (dBm)	Pcl (dBm)	Ga (dBd)	Peak ERP (dBm)	Limit (dBm)	Polarization
1698.2	-46.23	4.5	4.7	-46.03	-13	V
2546.8	-42.12	5.4	5.6	-41.92	-13	H
3394.6	-50.5	6.3	7.8	-49	-13	H
4075.4	-50.51	7.0	8.6	-48.91	-13	V
5141.5	-49.77	7.9	9.4	-48.27	-13	V
6610.8	-49.47	9.1	10.6	-47.97	-13	V

RSE-GPRS850-L- S2

Frequency	PMea	Pcl (dBm)	Ga (dBd)	Peak ERP	Limit	Polarization
-----------	------	-----------	----------	----------	-------	--------------

Chongqing Academy of Information and Communication Technology

Address: No. 8, Yuma Road, Chayuan New City, Nan'an District, Chongqing, P. R. China, 401336
 Tel: 0086-23-88069965 FAX: 0086-23-88608777

y (MHz)	(dBm)			(dBm)	(dBm)	on
1861.1	-45.04	4.6	4.7	-44.94	-13	H
2547.9	-41.71	5.4	5.6	-41.51	-13	V
3296.5	-48.83	6.2	6.9	-48.13	-13	H
4275.0	-50.61	7.1	8.9	-48.81	-13	V
5101.2	-49.48	7.9	9.6	-47.78	-13	V
6272.3	-49.14	8.8	10.3	-47.64	-13	H

RSE-GPRS850-M- S2

Frequenc y (MHz)	PMea (dBm)	Pcl (dBm)	Ga (dBd)	Peak ERP (dBm)	Limit (dBm)	Polarizati on
1676.8	-48.39	4.5	4.7	-48.19	-13	V
2512.5	-43.29	5.4	5.6	-43.09	-13	H
3346.2	-49.53	6.2	6.9	-48.83	-13	V
4242.7	-50.7	7.1	8.9	-48.9	-13	V
5848.8	-50.33	8.4	10.2	-48.53	-13	H
7392.3	-49.35	9.7	11.6	-47.45	-13	V

RSE-GPRS1900-H- S2

Frequenc y (MHz)	PMea (dBm)	Pcl (dBm)	Ga (dBd)	Peak ERP (dBm)	Limit (dBm)	Polarizati on
3819.0	-51.41	6.7	7.9	-50.21	-13	H
5729.4	-44.55	8.5	10.2	-42.85	-13	H
7639.2	-50.11	9.7	11.8	-48.01	-13	H
10262.4	-47.45	11.5	12.3	-46.65	-13	V
13324.8	-43.95	13.6	12.3	-45.25	-13	V
16618.8	-38.01	14.9	12.3	-40.61	-13	H

RSE-GPRS1900-L- S2

Frequenc y (MHz)	PMea (dBm)	Pcl (dBm)	Ga (dBd)	Peak ERP (dBm)	Limit (dBm)	Polarizati on
------------------	------------	-----------	----------	----------------	-------------	---------------

Chongqing Academy of Information and Communication Technology

Address: No. 8, Yuma Road, Chayuan New City, Nan'an District, Chongqing, P. R. China, 401336
 Tel: 0086-23-88069965 FAX: 0086-23-88608777



3699.6	-50.82	6.6	7.9	-49.52	-13	V
5550.6	-43.25	8.2	9.8	-41.65	-13	H
7400.4	-47.5	9.7	11.6	-45.6	-13	H
10616.4	-49.09	11.6	12.3	-48.39	-13	V
13521.6	-45.89	13.7	12.3	-47.29	-13	V
17002.8	-36.88	16.0	12.3	-40.58	-13	H

RSE-GPRS1900-M- S2

Frequency (MHz)	PMea (dBm)	Pcl (dBm)	Ga (dBd)	Peak ERP (dBm)	Limit (dBm)	Polarization
3760.2	-50.93	6.6	7.9	-49.63	-13	V
5640.6	-43.12	8.3	10.2	-41.22	-13	H
7519.2	-48.26	9.7	11.6	-46.36	-13	H
9831.6	-49.61	11.0	12.5	-48.11	-13	V
12288.0	-45.35	12.7	12.3	-45.75	-13	V
15309.6	-40.45	14.4	12.3	-42.55	-13	H

RSE-GSM850-H- S2

Frequency (MHz)	PMea (dBm)	Pcl (dBm)	Ga (dBd)	Peak ERP (dBm)	Limit (dBm)	Polarization
1673.6	-43.24	4.5	4.7	-43.04	-13	V
2480.4	-41.84	5.4	5.6	-41.64	-13	V
3826.2	-50.13	6.7	7.9	-48.93	-13	H
4306.2	-50.47	7.1	8.9	-48.67	-13	H
5094.2	-49.59	7.9	9.6	-47.89	-13	V
6080.0	-49.96	8.7	10.2	-48.46	-13	V

RSE-GSM850-L- S2

Frequency (MHz)	PMea (dBm)	Pcl (dBm)	Ga (dBd)	Peak ERP (dBm)	Limit (dBm)	Polarization
1690.7	-48.66	4.5	4.7	-48.46	-13	V

Chongqing Academy of Information and Communication Technology

Address: No. 8, Yuma Road, Chayuan New City, Nan'an District, Chongqing, P. R. China, 401336
 Tel: 0086-23-88069965 FAX: 0086-23-88608777



2499.6	-42.86	5.4	5.6	-42.66	-13	H
3588.5	-49.59	6.5	7.8	-48.29	-13	V
4265.8	-50.85	7.1	8.9	-49.05	-13	H
5130.0	-49.83	7.9	9.4	-48.33	-13	H
5904.2	-50.62	8.5	10.2	-48.92	-13	H

RSE-GSM850-M- S2

Frequency (MHz)	PMea (dBm)	Pcl (dBm)	Ga (dBd)	Peak ERP (dBm)	Limit (dBm)	Polarization
1672.5	-43.37	4.5	4.7	-43.17	-13	V
2550.0	-41.78	5.4	5.6	-41.58	-13	H
3567.7	-49.63	6.4	7.8	-48.23	-13	V
4217.3	-50.68	7.0	8.9	-48.78	-13	H
5116.2	-50.02	7.9	9.6	-48.32	-13	H
6498.5	-49.63	9.0	10.6	-48.03	-13	V

RSE-GSM1900-H- S2

Frequency (MHz)	PMea (dBm)	Pcl (dBm)	Ga (dBd)	Peak ERP (dBm)	Limit (dBm)	Polarization
3759.6	-49.84	6.6	7.9	-48.54	-13	H
5640.0	-44.29	8.3	10.2	-42.39	-13	H
7519.2	-49.22	9.7	11.6	-47.32	-13	V
9028.8	-52.32	10.4	12.6	-50.12	-13	V
11628.0	-45.91	12.2	12.3	-45.81	-13	H
13072.8	-45	13.0	12.3	-45.7	-13	H

RSE-GSM1900-L- S2

Frequency (MHz)	PMea (dBm)	Pcl (dBm)	Ga (dBd)	Peak ERP (dBm)	Limit (dBm)	Polarization
3760.8	-50.47	6.6	7.9	-49.17	-13	H
5640.0	-45.71	8.3	10.2	-43.81	-13	V

Chongqing Academy of Information and Communication Technology

Address: No. 8, Yuma Road, Chayuan New City, Nan'an District, Chongqing, P. R. China, 401336
 Tel: 0086-23-88069965 FAX: 0086-23-88608777



7519.2	-48.19	9.7	11.6	-46.29	-13	H
9554.4	-50.97	10.8	12.7	-49.07	-13	H
11691.6	-45.69	12.4	12.3	-45.79	-13	V
15258.0	-41.13	14.4	12.3	-43.23	-13	H

RSE-GSM1900-M- S2

Frequency (MHz)	PMea (dBm)	Pcl (dBm)	Ga (dBd)	Peak ERP (dBm)	Limit (dBm)	Polarization
3759.6	-49.12	6.6	7.9	-47.82	-13	H
5640.6	-46.19	8.3	10.2	-44.29	-13	V
7519.2	-49.12	9.7	11.6	-47.22	-13	H
9399.6	-51.14	10.7	12.7	-49.14	-13	H
11282.4	-47.59	12.1	12.3	-47.39	-13	V
13327.2	-44.14	13.6	12.3	-45.44	-13	H

Secondary Supply**RSE-EGPRS1900-H- S3**

Frequency (MHz)	PMea (dBm)	Pcl (dBm)	Ga (dBd)	Peak ERP (dBm)	Limit (dBm)	Polarization
3760.2	-45.58	6.6	7.9	-44.28	-13	H
5640.6	-42.02	8.3	10.2	-40.12	-13	H
7520.4	-51.63	9.7	11.6	-49.73	-13	H
9931.2	-50.42	11.0	12.5	-48.92	-13	H
12048.0	-45.82	12.6	12.3	-46.12	-13	H
16146.0	-38.92	15.0	12.3	-41.62	-13	H

RSE-EGPRS1900-L- S3

Frequency (MHz)	PMea (dBm)	Pcl (dBm)	Ga (dBd)	Peak ERP (dBm)	Limit (dBm)	Polarization
3700.2	-45.24	6.6	7.9	-43.94	-13	H
5551.2	-47.36	8.2	9.8	-45.76	-13	H
7399.2	-49.14	9.7	11.6	-47.24	-13	H

Chongqing Academy of Information and Communication Technology

Address: No. 8, Yuma Road, Chayuan New City, Nan'an District, Chongqing, P. R. China, 401336
 Tel: 0086-23-88069965 FAX: 0086-23-88608777

11089.2	-47.5	12.1	12.3	-47.3	-13	H
13377.6	-45.21	13.7	12.3	-46.61	-13	H
16779.6	-37.66	15.8	12.3	-41.16	-13	H

RSE-EGPRS1900-M- S3

Frequency (MHz)	PMea (dBm)	Pcl (dBm)	Ga (dBd)	Peak ERP (dBm)	Limit (dBm)	Polarization
3282.0	-53.47	6.2	6.9	-52.77	-13	H
3819.6	-45.97	6.7	7.9	-44.77	-13	H
5728.8	-47.3	8.5	10.2	-45.6	-13	H
7916.4	-53.47	9.9	12.2	-51.17	-13	H
10668.0	-50.01	11.7	12.3	-49.41	-13	H
17006.4	-37.46	16.0	12.3	-41.16	-13	H

RSE-GPRS1900-H- S3

Frequency (MHz)	PMea (dBm)	Pcl (dBm)	Ga (dBd)	Peak ERP (dBm)	Limit (dBm)	Polarization
3819.6	-48.77	6.7	7.9	-47.57	-13	H
5728.8	-46.37	8.5	10.2	-44.67	-13	H
8174.4	-54.12	10.0	12.4	-51.72	-13	H
9946.8	-50.37	11.0	12.5	-48.87	-13	H
12339.6	-46.42	12.7	12.3	-46.82	-13	H
16047.6	-38.51	15.0	12.3	-41.21	-13	H

RSE-GPRS1900-L- S3

Frequency (MHz)	PMea (dBm)	Pcl (dBm)	Ga (dBd)	Peak ERP (dBm)	Limit (dBm)	Polarization
3700.2	-47.59	6.6	7.9	-46.29	-13	H
5550.6	-47.72	8.2	9.8	-46.12	-13	H
7400.4	-47.51	9.7	11.6	-45.61	-13	H
10506.0	-48.25	11.6	12.3	-47.55	-13	H

Chongqing Academy of Information and Communication Technology

Address: No. 8, Yuma Road, Chayuan New City, Nan'an District, Chongqing, P. R. China, 401336
 Tel: 0086-23-88069965 FAX: 0086-23-88608777



12668.4	-46.39	12.7	12.3	-46.79	-13	H
16972.8	-37.65	16.0	12.3	-41.35	-13	H

RSE-GPRS1900-M- S3-X

Frequency (MHz)	PMea (dBm)	Pcl (dBm)	Ga (dBd)	Peak ERP (dBm)	Limit (dBm)	Polarization
3760.2	-48.47	6.6	7.9	-47.17	-13	H
5640.0	-45.68	8.3	10.2	-43.78	-13	H
7519.2	-44.2	9.7	11.6	-42.3	-13	H
10501.2	-48.19	11.6	12.3	-47.49	-13	V
13101.6	-45.39	13.0	12.3	-46.09	-13	H
16788.0	-37.48	15.8	12.3	-40.98	-13	H

RSE-GSM1900-H- S3

Frequency (MHz)	PMea (dBm)	Pcl (dBm)	Ga (dBd)	Peak ERP (dBm)	Limit (dBm)	Polarization
3819.6	-46.02	6.7	7.9	-44.82	-13	H
5729.4	-42.43	8.5	10.2	-40.73	-13	V
7639.2	-50.19	9.7	11.8	-48.09	-13	H
9213.6	-50.45	10.5	12.6	-48.35	-13	V
11458.8	-44.68	12.3	12.3	-44.68	-13	H
13369.2	-41.48	13.7	12.3	-42.88	-13	H

RSE-GSM1900-L- S3

Frequency (MHz)	PMea (dBm)	Pcl (dBm)	Ga (dBd)	Peak ERP (dBm)	Limit (dBm)	Polarization
3700.8	-49.42	6.6	7.9	-48.12	-13	H
5550.6	-45.04	8.2	9.8	-43.44	-13	H
7400.4	-47.89	9.7	11.6	-45.99	-13	H
9313.2	-50.68	10.7	12.7	-48.68	-13	V
11208.0	-46.59	12.1	12.3	-46.39	-13	H

Chongqing Academy of Information and Communication Technology

Address: No. 8, Yuma Road, Chayuan New City, Nan'an District, Chongqing, P. R. China, 401336
 Tel: 0086-23-88069965 FAX: 0086-23-88608777



13360.8	-43.83	13.7	12.3	-45.23	-13	H
---------	--------	------	------	--------	-----	---

RSE-GSM1900-M- S3

Frequency (MHz)	PMea (dBm)	Pcl (dBm)	Ga (dBd)	Peak ERP (dBm)	Limit (dBm)	Polarization
3760.2	-50.93	6.6	7.9	-49.63	-13	V
5640.6	-43.12	8.3	10.2	-41.22	-13	H
7519.2	-48.26	9.7	11.6	-46.36	-13	H
9831.6	-49.61	11.0	12.5	-48.11	-13	V
12288.0	-45.35	12.7	12.3	-45.75	-13	V
15309.6	-40.45	14.4	12.3	-42.55	-13	H



Report No.: I23W00045-GSM RF

Annex A EUT Photos

See the document "I23W00045-External Photos".

See the document "I23W00045-Internal Photos".

Chongqing Academy of Information and Communication Technology

Address: No. 8, Yuma Road, Chayuan New City, Nan'an District, Chongqing, P. R. China, 401336
Tel: 0086-23-88069965 FAX: 0086-23-88608777



Report No.: I23W00045-GSM RF

Annex B Deviations from Prescribed Test Methods

No deviation from Prescribed Test Methods.

*****END OF REPORT*****

Chongqing Academy of Information and Communication Technology

Address: No. 8, Yuma Road, Chayuan New City, Nan'an District, Chongqing, P. R. China, 401336
Tel: 0086-23-88069965 FAX: 0086-23-88608777