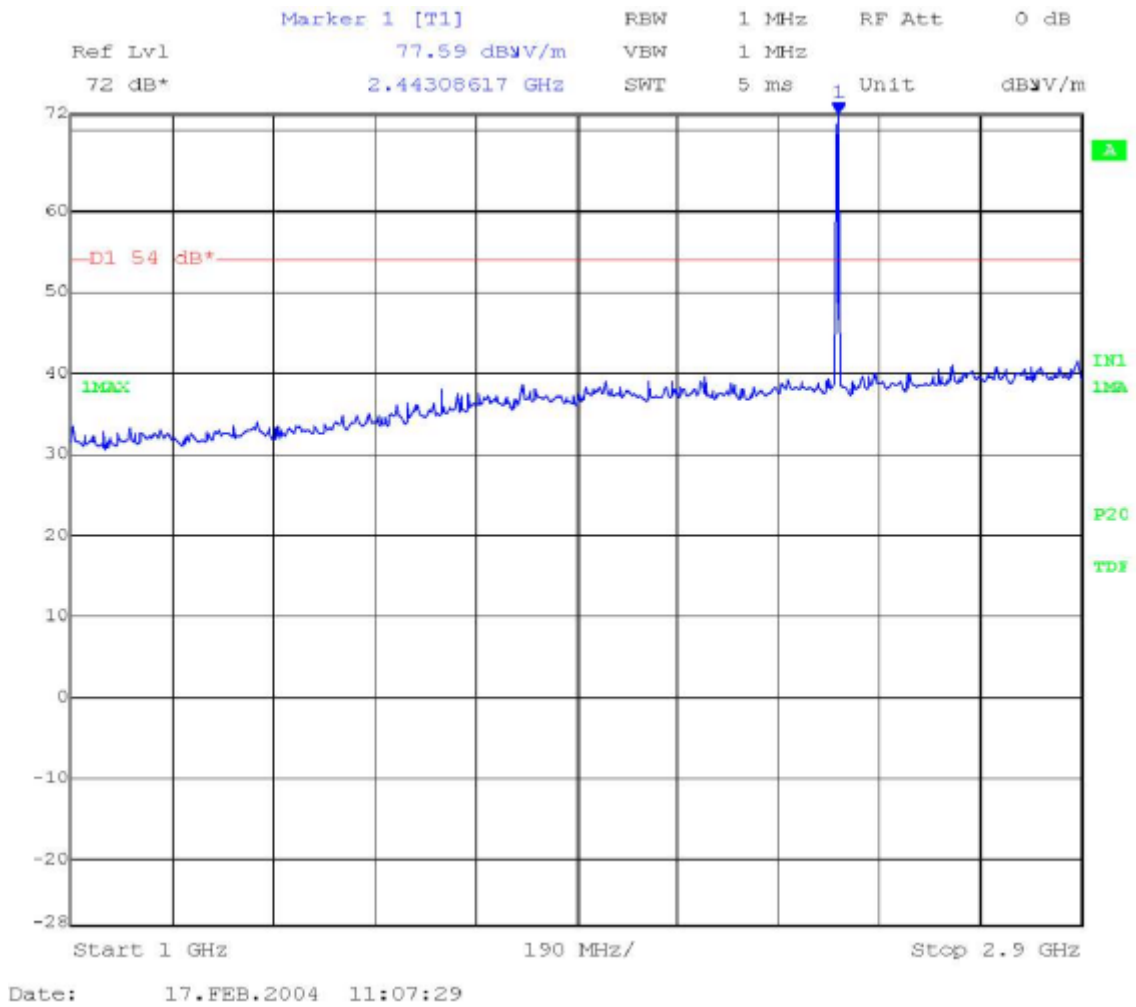


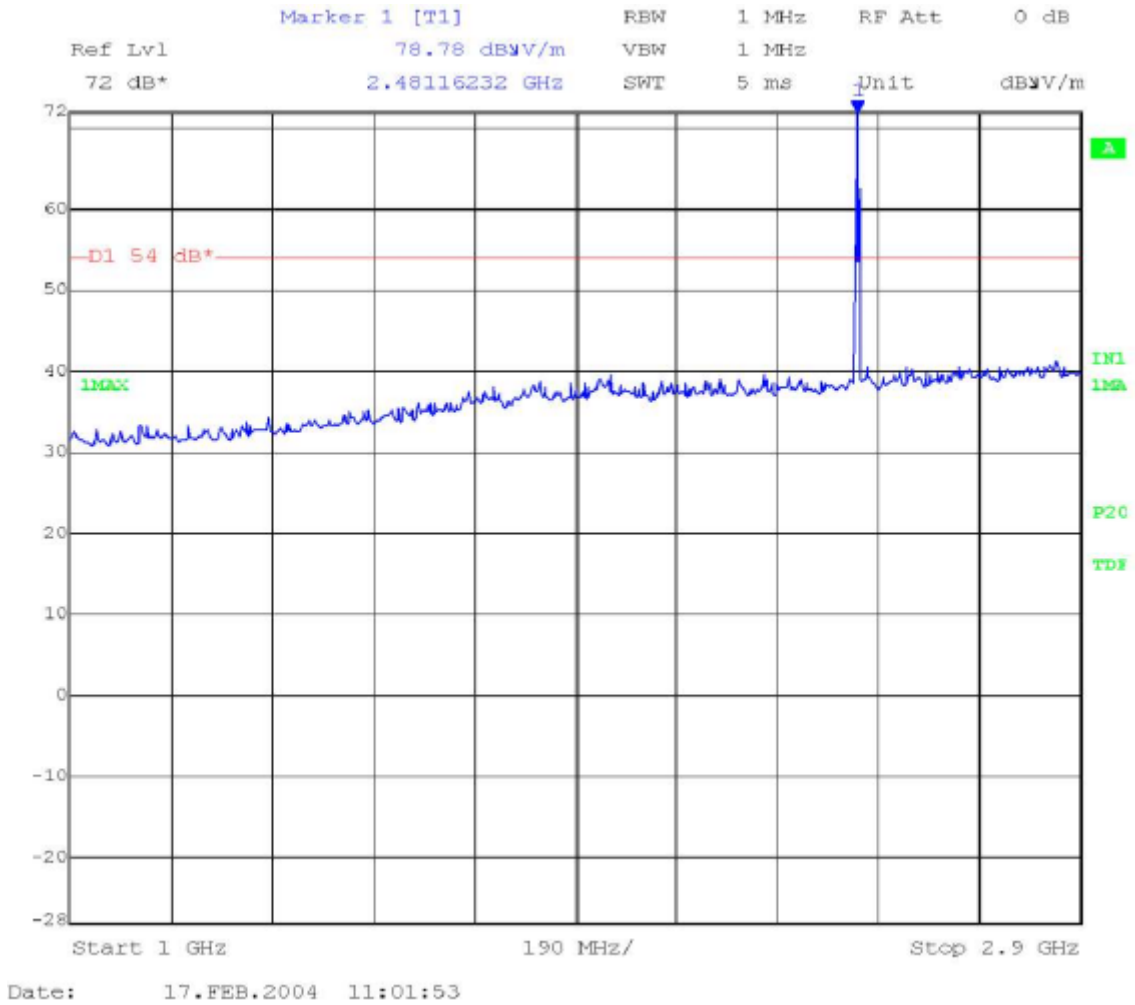
CHANNEL: Middle (2441 MHz).



Note: The peak above the limit is the carrier frequency.

Report No: 19807RET.101 Date: 2004-05-31		Page: 33 of 46 Annex A
--	--	-------------------------------

CHANNEL: Highest (2480 MHz).

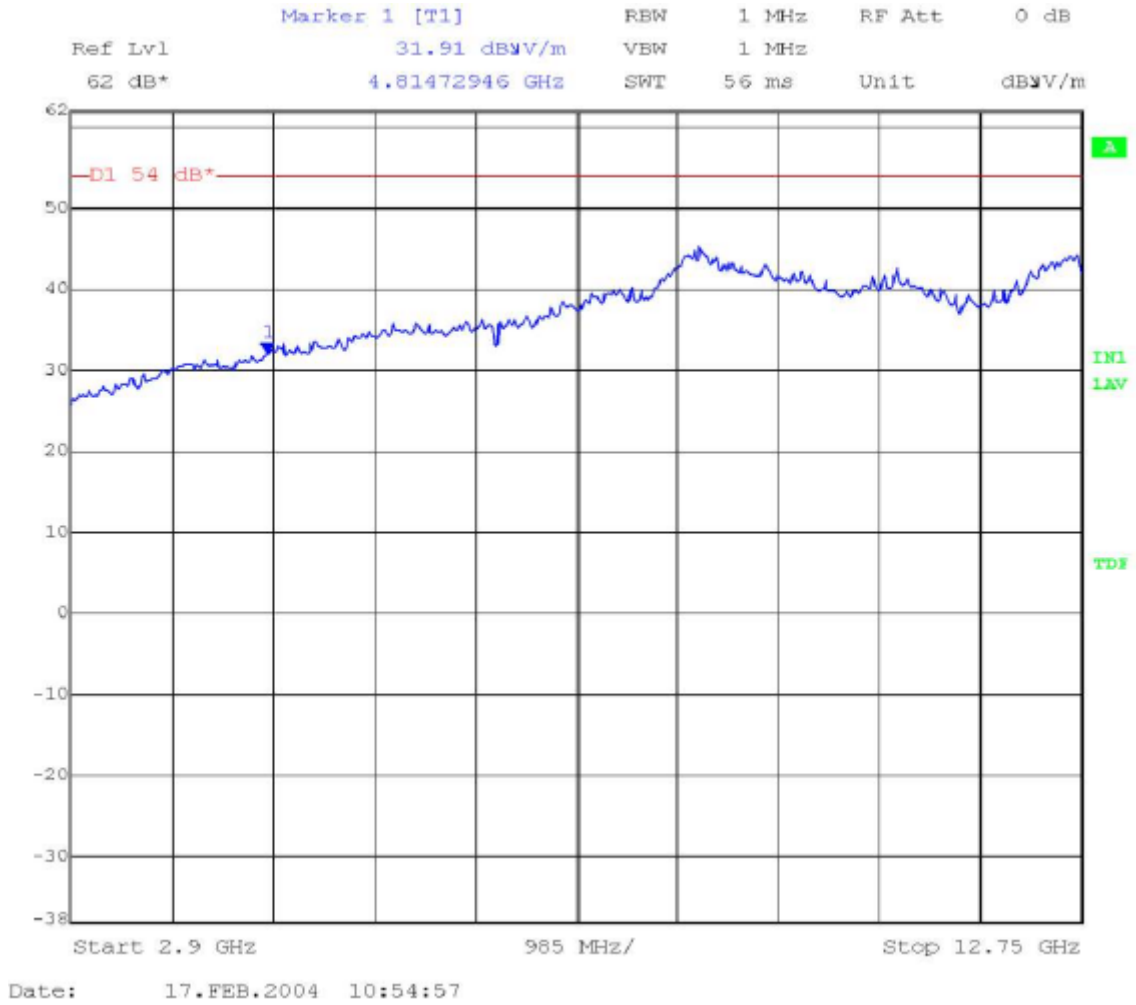


Note: The peak above the limit is the carrier frequency.

Report No: 19807RET.101 Date: 2004-05-31		Page: 34 of 46 Annex A
--	--	-------------------------------

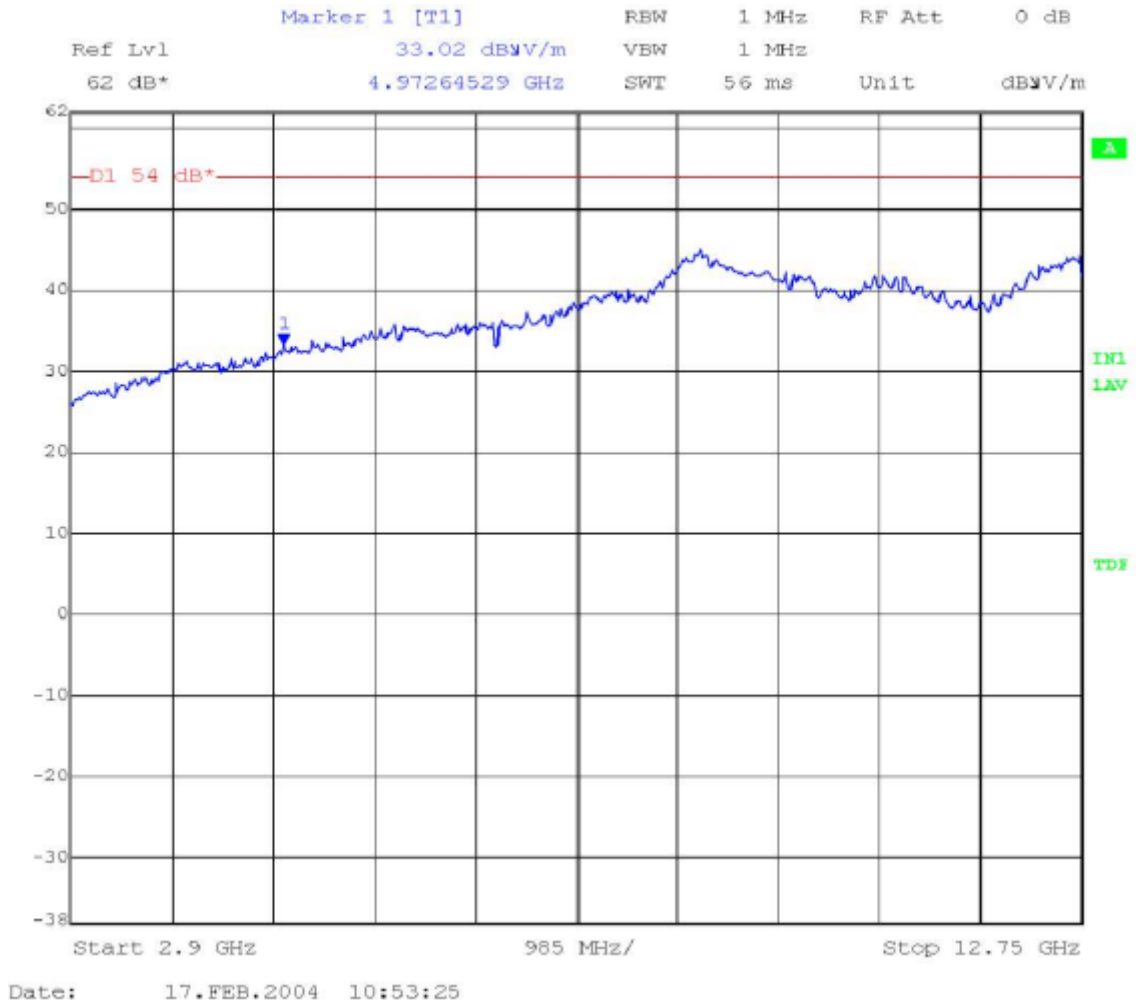
FREQUENCY RANGE 2.9 GHz to 12.75 GHz.

CHANNEL: Lowest (2402 MHz).



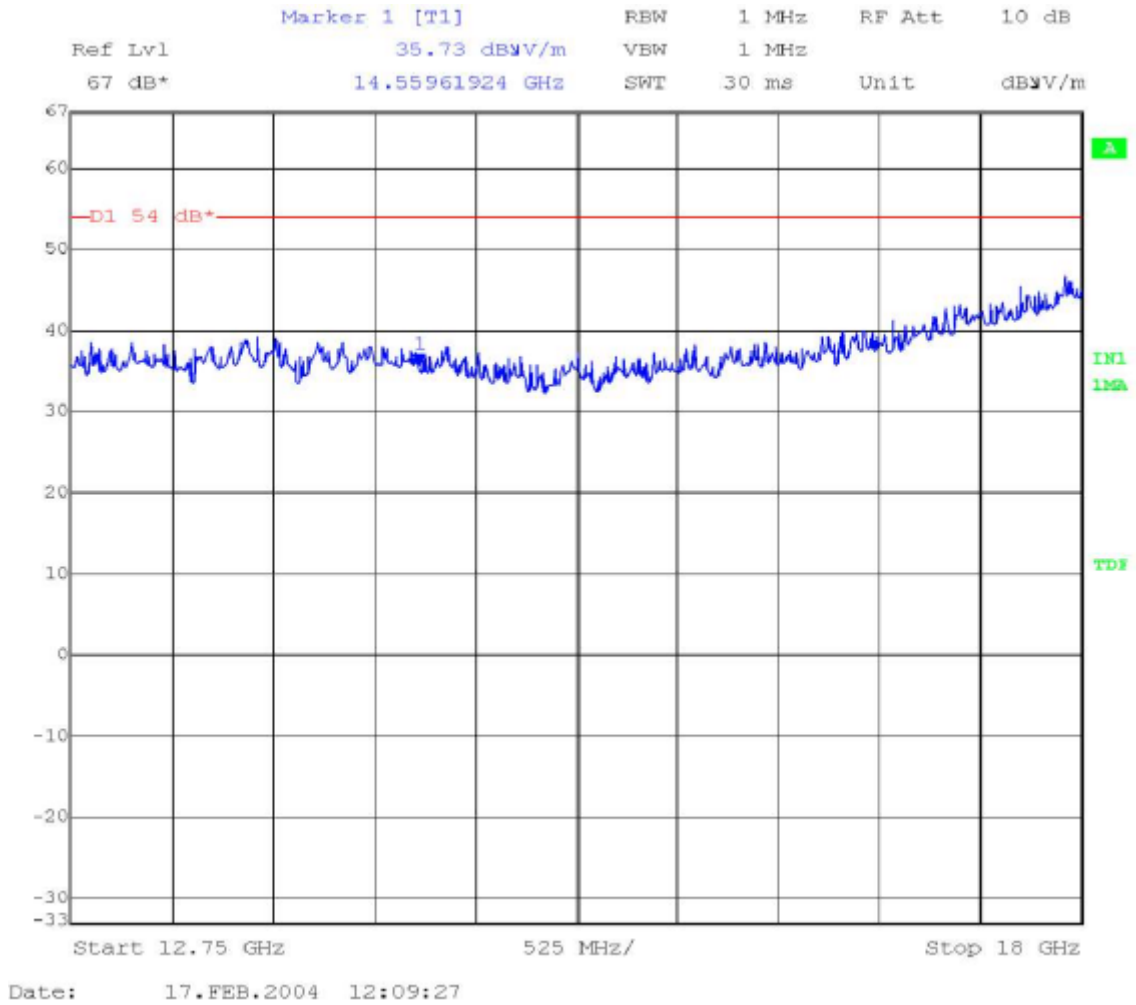
Report No: 19807RET.101 Date: 2004-05-31		Page: 35 of 46 Annex A
--	--	-------------------------------

CHANNEL: Highest (2480 MHz).



Report No: 19807RET.101 Date: 2004-05-31		Page: 37 of 46 Annex A
--	--	-------------------------------

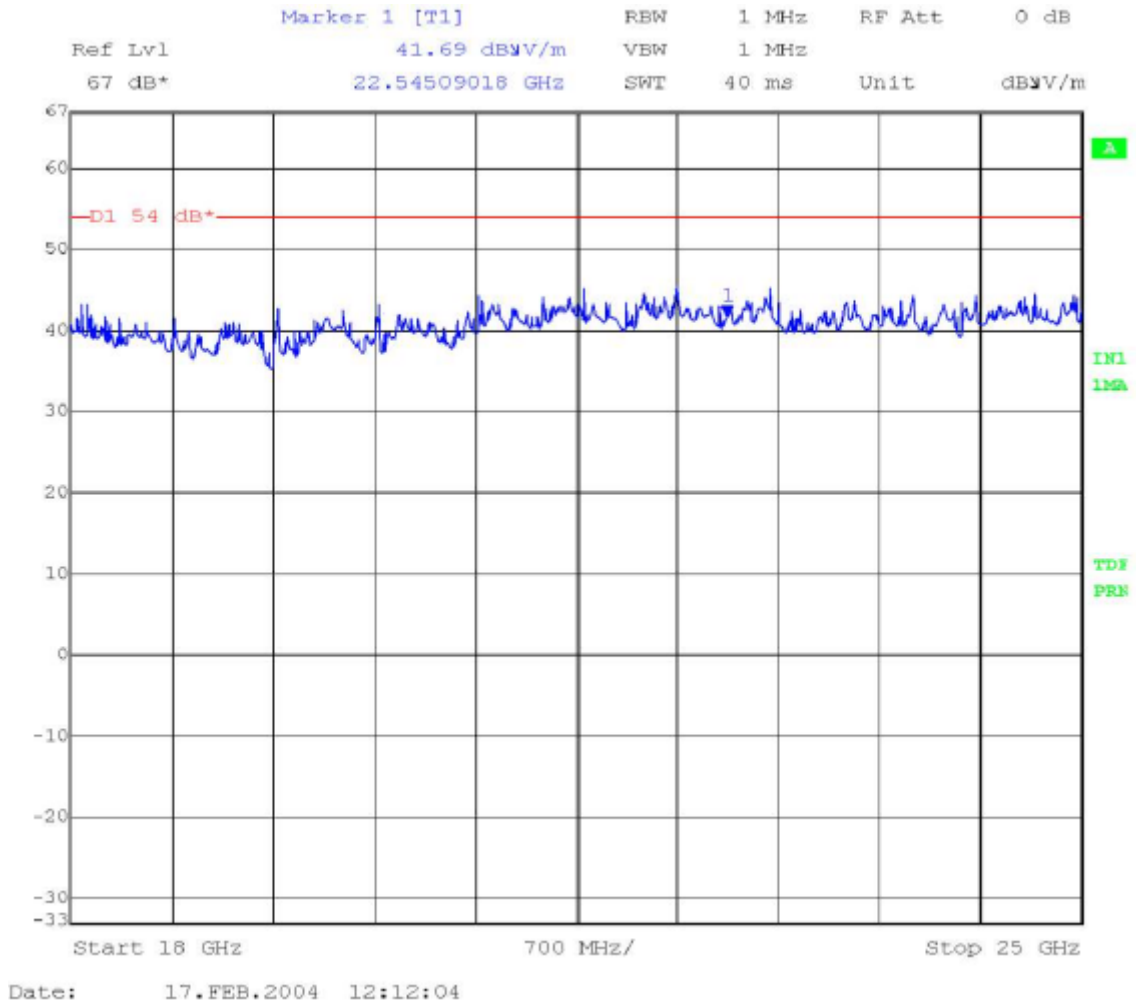
FREQUENCY RANGE 12.75 GHz to 18 GHz.



(This plot is valid for all three channels).

Report No: 19807RET.101 Date: 2004-05-31		Page: 38 of 46 Annex A
--	--	-------------------------------

FREQUENCY RANGE 18 GHz to 25 GHz.



(This plot is valid for all three channels).

Report No: 19807RET.101 Date: 2004-05-31		Page: 39 of 46 Annex A
--	--	-------------------------------

Section 15.109. Receiver spurious radiation**SPECIFICATION**

The field strength shall not exceed the following values:

Frequency Range (MHz)	Field strength ($\mu\text{V/m}$)	Field strength ($\text{dB}\mu\text{V/m}$)	Measurement distance (m)
0.009-0.490	2400/F(kHz)	-	300
0.490-1.705	24000/F(kHz)	-	300
1.705 - 30.0	30	-	30
30 - 88	100	40	3
88 - 216	150	43.5	3
216 - 960	200	46	3
960 - 25000	500	54	3

The emission limits shown in the above table are based on measurements employing CISPR quasi-peak detector except for the frequency bands 9-90 kHz, 110-490 kHz and above 1000 MHz. Radiated emission limits in these three bands are based on measurements employing an average detector.

For average radiated emission measurements above 1000 MHz, there is also a limit corresponding to 20 dB above the indicated values in the table is specified when measuring with peak detector function.

RESULTS:

The situation and orientation was varied to find the maximum radiated emission. It was also rotated 360° and the antenna height was varied from 1 to 4 meters to find the maximum radiated emission.

Measurements were made in both horizontal and vertical planes of polarization.

All tests were performed in a semi-anechoic chamber at a distance of 3 m for the frequency range 30 MHz-1000 MHz and at distance of 1m for the frequency range 1 GHz-25 GHz.

The field strength is calculated by adding correction factor to the measured level from the spectrum analyser. This correction factor includes antenna factor, cable loss and pre-amplifiers gain.

Report No:
19807RET.101

Date: 2004-05-31

Page: 40 of 46

Annex A

Frequency range 30 MHz-1000 MHz.

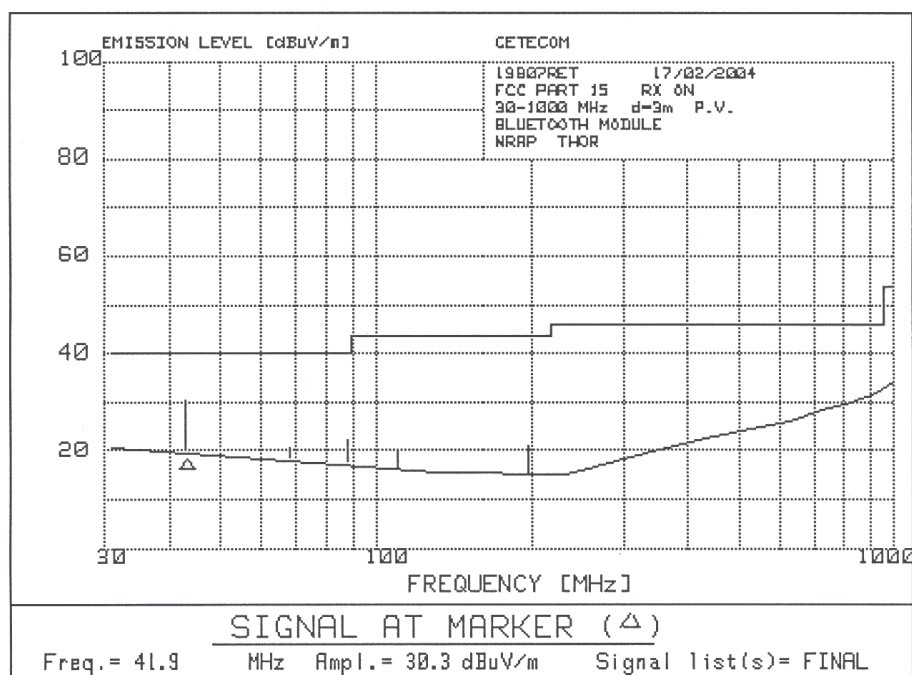
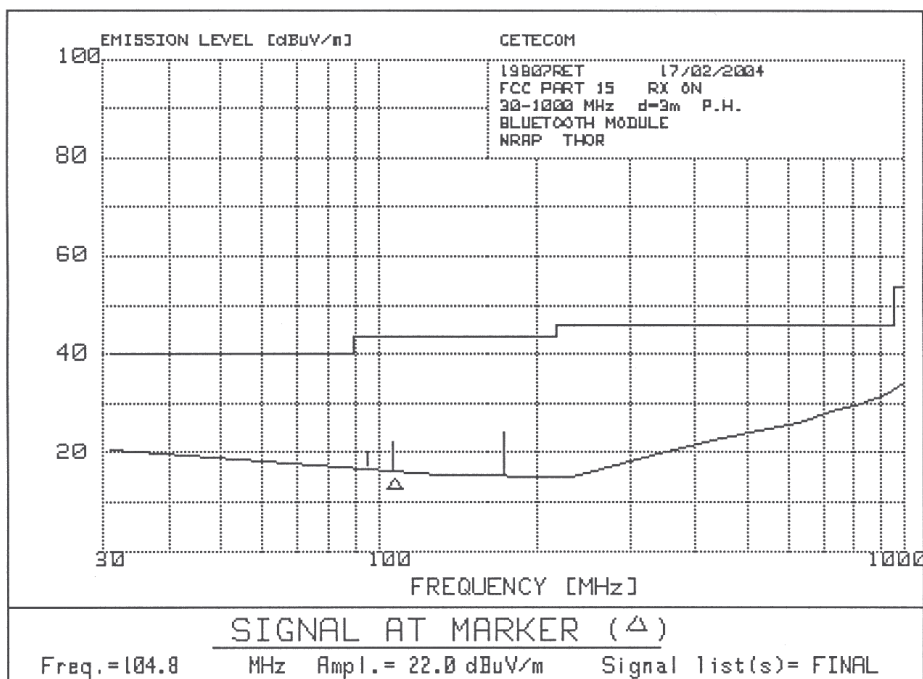
Spurious frequency (MHz)	Polarization	Detector	Emission Level (dB μ V/m)	Uncertainty (dB)
41.900	V	Quasi-peak	30.3	± 3.8 dB
66.700	V	Quasi-peak	20.6	± 3.8 dB
86.000	V	Quasi-peak	22.3	± 3.8 dB
92.900	H	Quasi-peak	20.2	± 3.8 dB
104.800	H	Quasi-peak	22.0	± 3.8 dB
107.800	V	Quasi-peak	20.4	± 3.8 dB
170.000	H	Quasi-peak	24.0	± 3.8 dB
194.600	V	Quasi-peak	21.0	± 3.8 dB

Frequency range 1 GHz-25 GHz.

No spurious signals were found in all the range.

Verdict: PASS

FREQUENCY RANGE 30 MHz-1000 MHz.

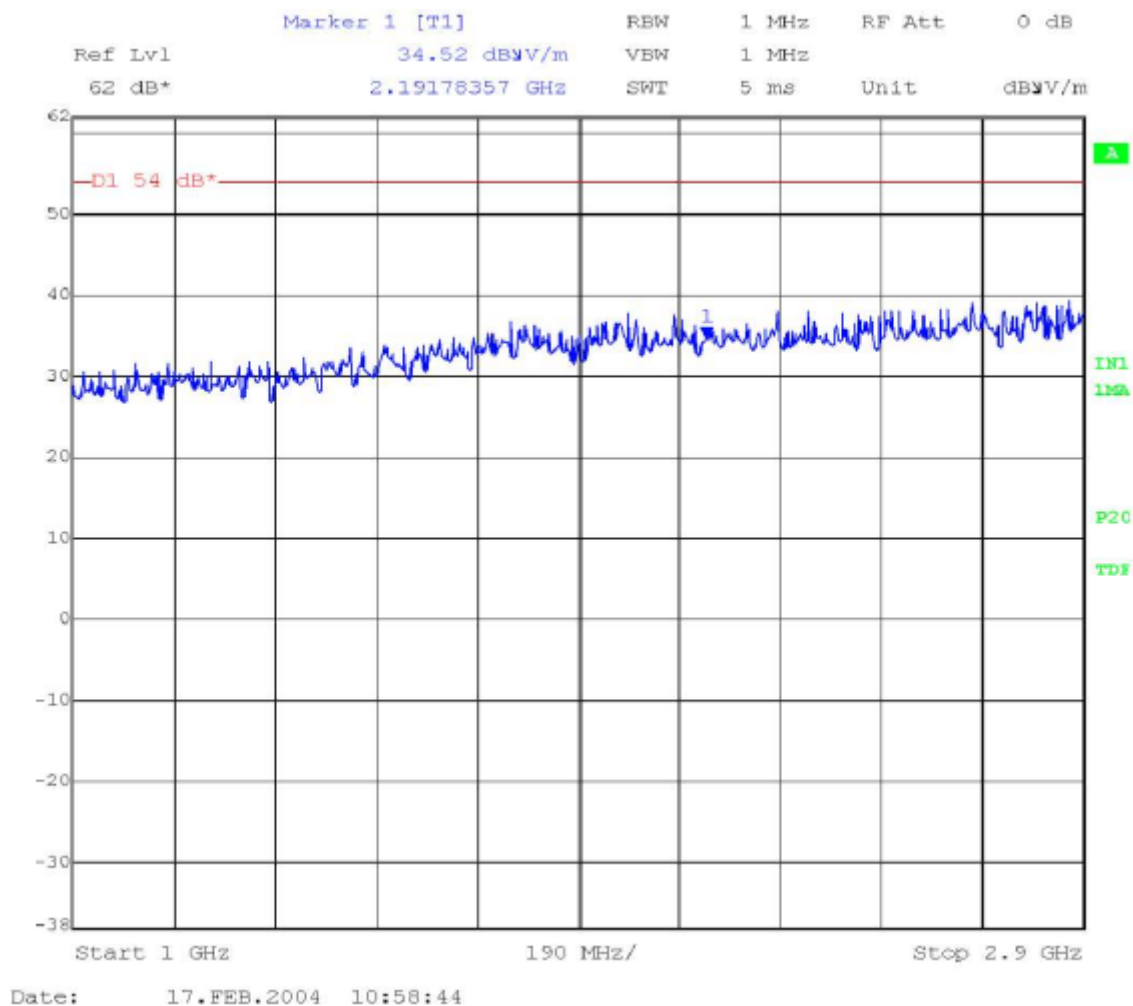


Resolution bandwidth = 100 kHz.

Video bandwidth = 100 kHz.

<p>Report No: 19807RET.101</p> <p>Date: 2004-05-31</p>		<p>Page: 42 of 46</p> <p>Annex A</p>
--	--	--------------------------------------

FREQUENCY RANGE 1 GHz-2.9 GHz.



Report No:
19807RET.101

Date: 2004-05-31

Page: 43 of 46

Annex A