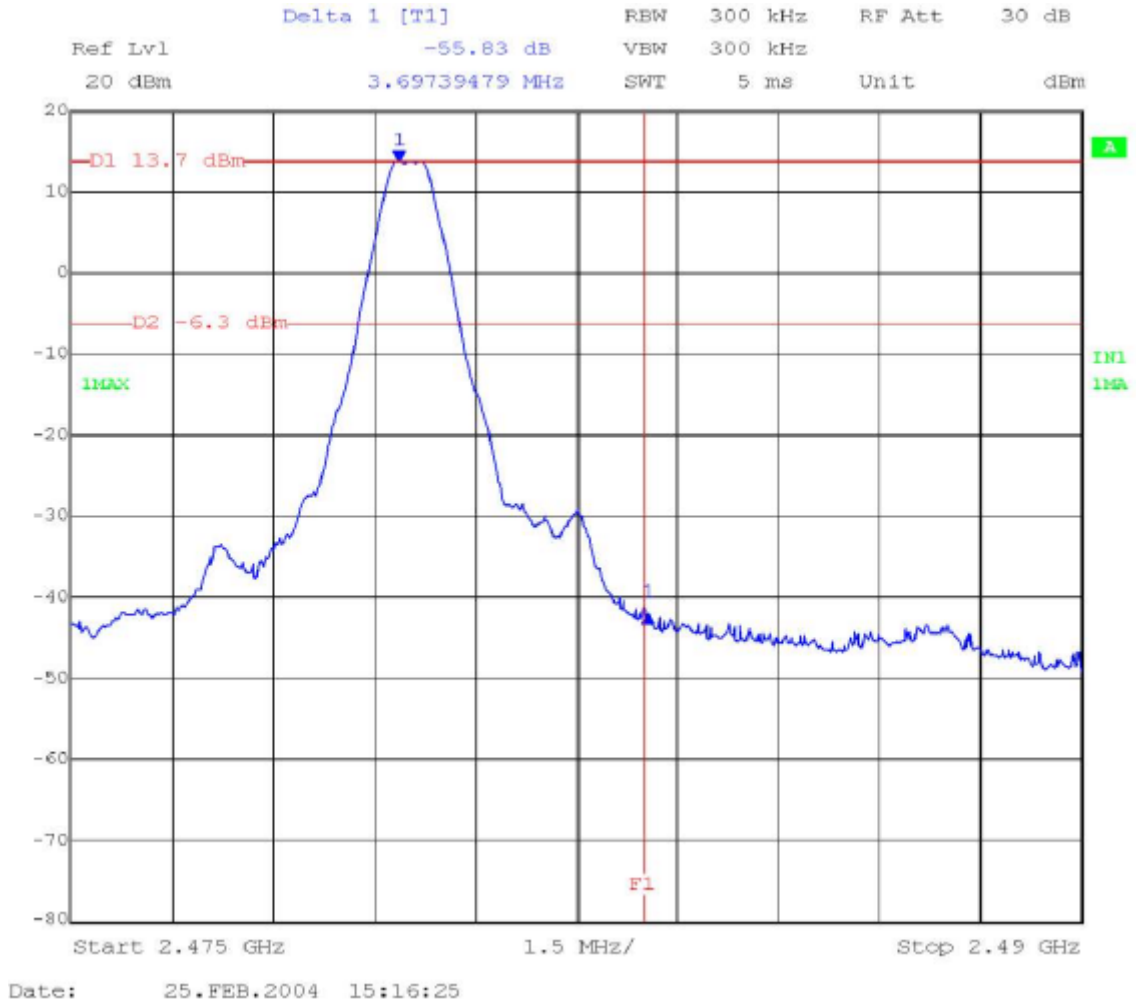
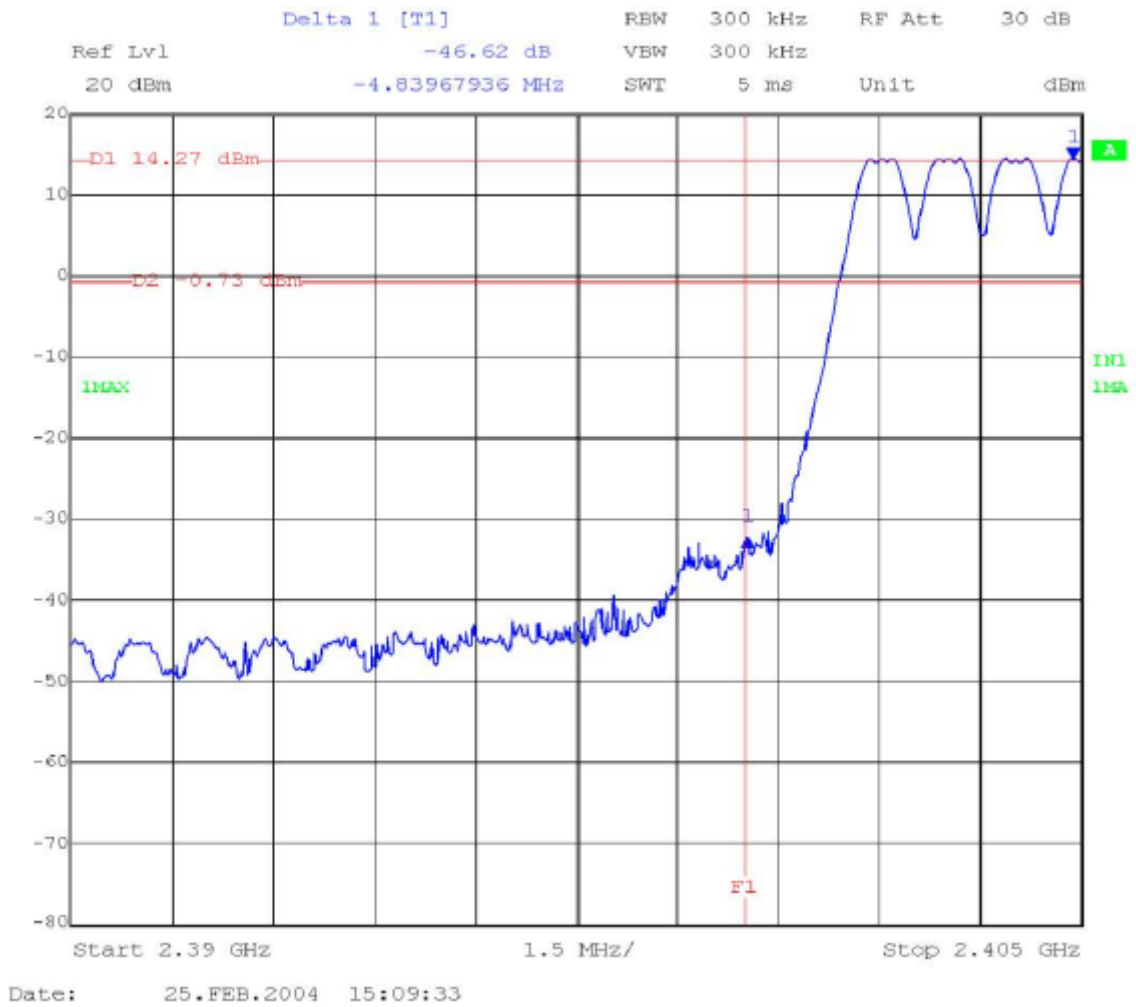


2. HIGH FREQUENCY SECTION 2480 MHz (HOPPING OFF). See next plot.



Verdict: PASS

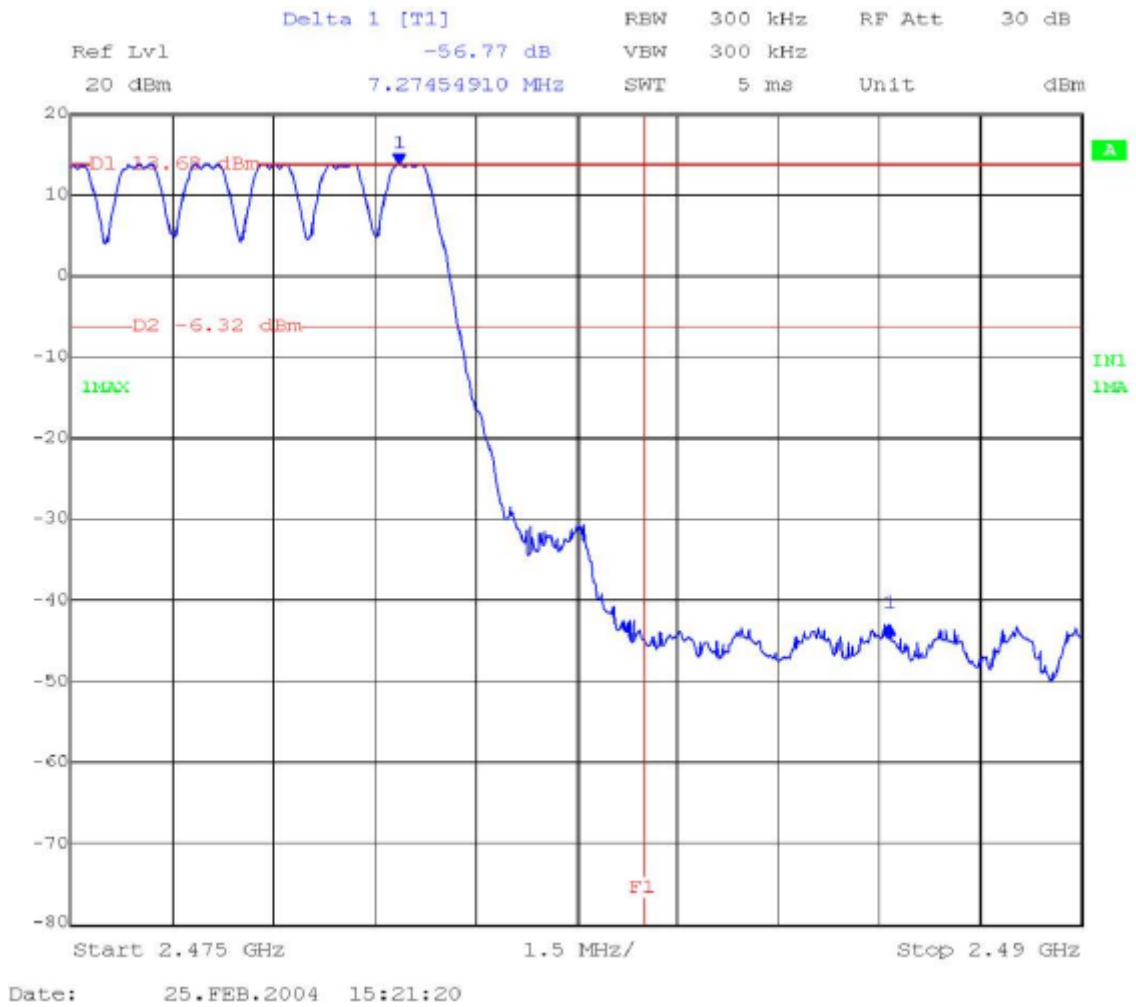
3. LOW FREQUENCY SECTION (HOPPING ON). See next plot.



Verdict: PASS

<p>Report No: 19807RET.101</p> <p>Date: 2004-05-31</p>		<p>Page: 24 of 46</p> <p>Annex A</p>
--	--	--------------------------------------

4. HIGH FREQUENCY SECTION (HOPPING ON). See next plot.



Verdict: PASS

Report No: 19807RET.101 Date: 2004-05-31		Page: 25 of 46 Annex A
--	--	-------------------------------

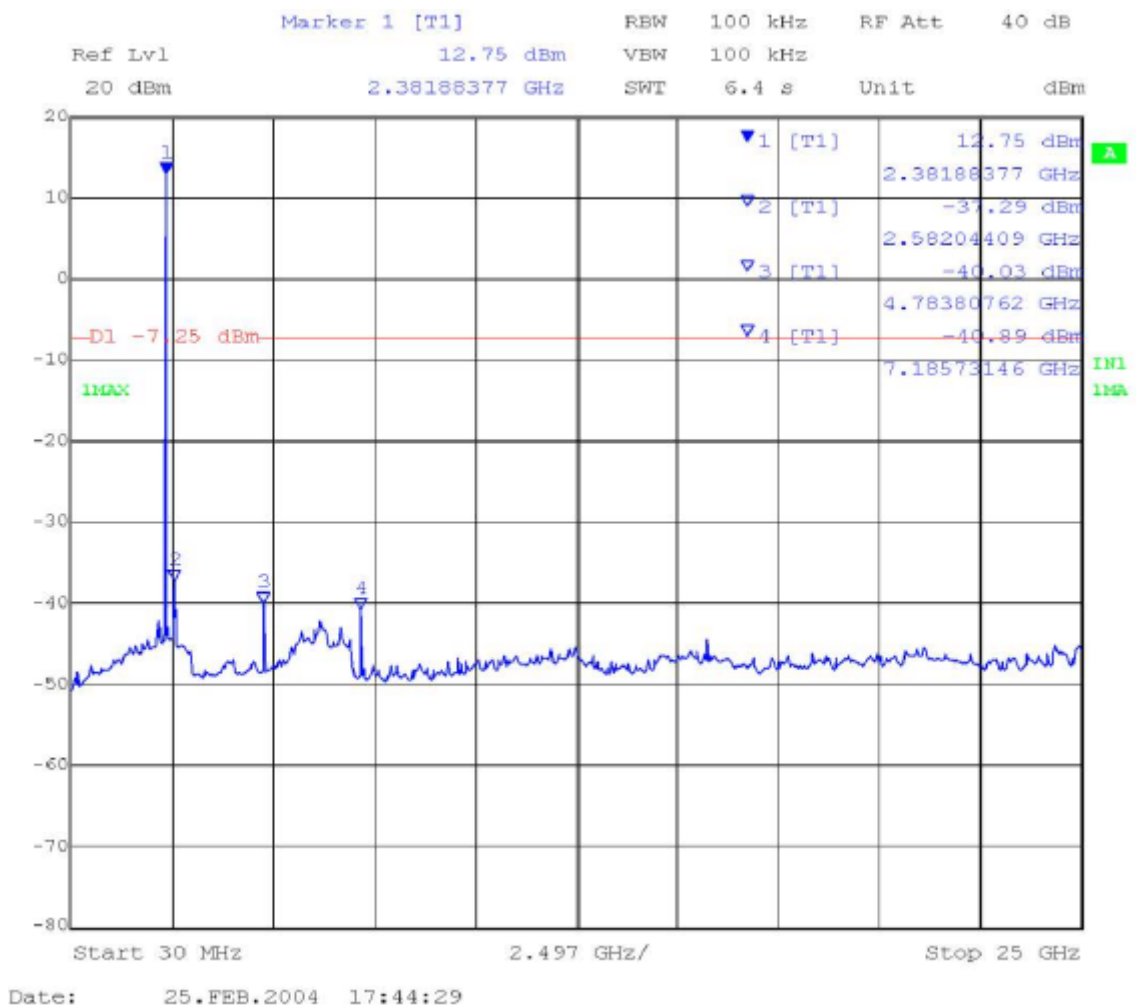
Section 15.247 Subclause (c). Emission limitations conducted (Transmitter)

SPECIFICATION

In any 100 kHz bandwidth outside the frequency band in which the intentional radiator is operating, the radio frequency power that is produced by the intentional radiator shall be at least 20dB below that in the 100kHz bandwidth within the band that contains the highest level of the desired power.

RESULTS:

1. LOWEST CHANNEL (2402 MHz): 30 MHz-25 GHz (see next plot).

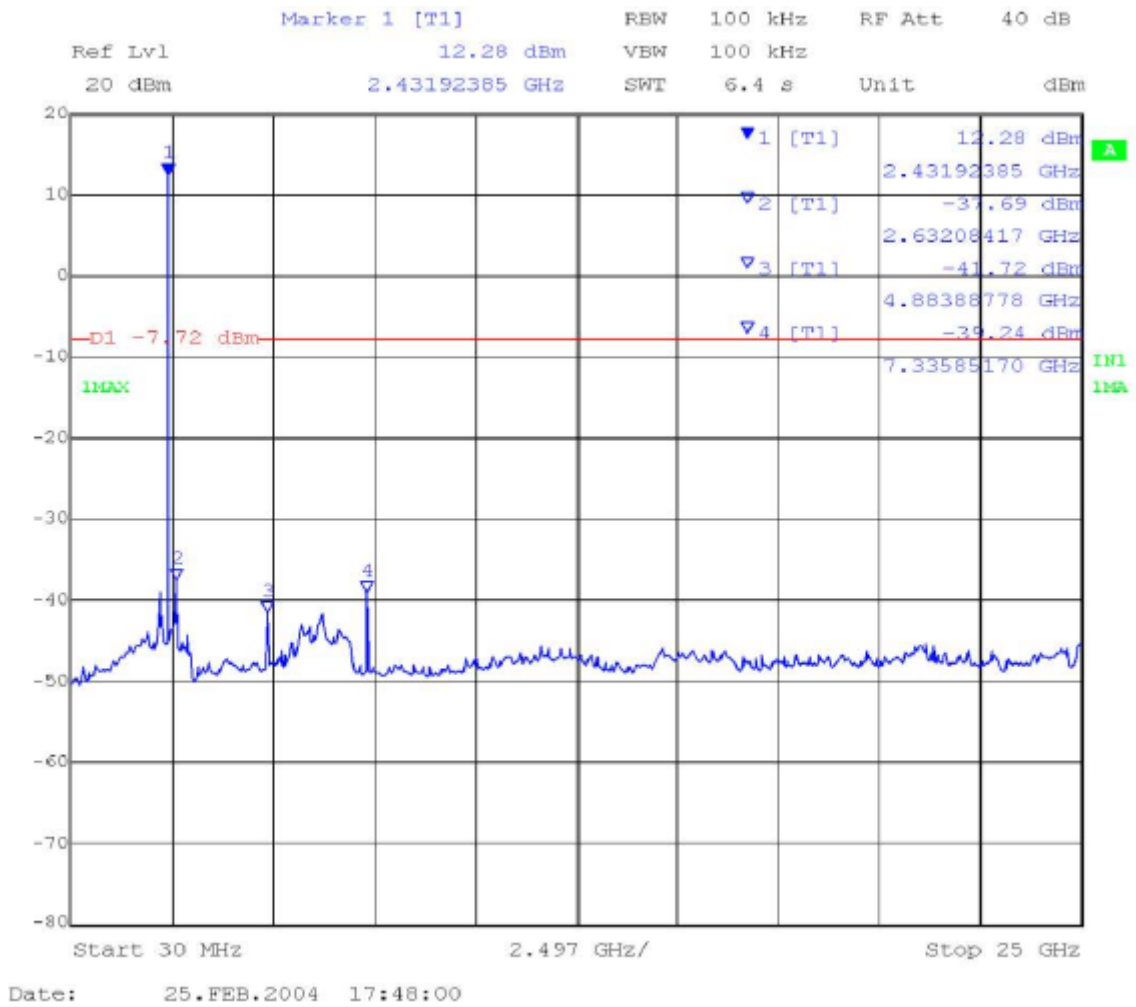


Note: The peak above the limit is the carrier frequency.

Verdict: PASS

Report No: 19807RET.101		Page: 26 of 46
Date: 2004-05-31		Annex A

2. MIDDLE CHANNEL (2441 MHz): 30 MHz-25 GHz (see next plot).

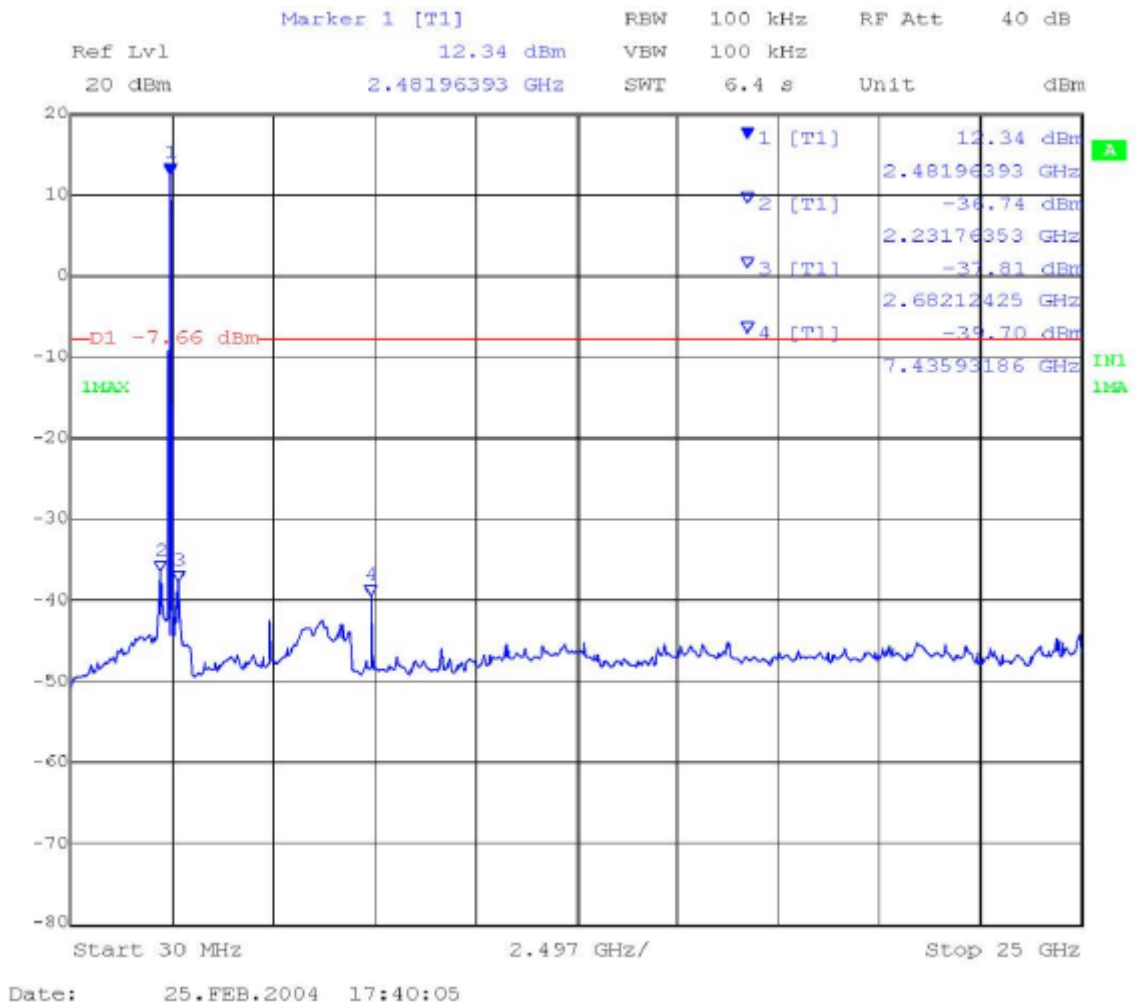


Note: The peak above the limit is the carrier frequency.

Verdict: PASS

Report No: 19807RET.101		Page: 27 of 46
Date: 2004-05-31		Annex A

3. HIGH CHANNEL (2480 MHz): 30 MHz-25 GHz (see next plot).



Note: The peak above the limit is the carrier frequency.

Verdict: PASS

<p>Report No: 19807RET.101</p> <p>Date: 2004-05-31</p>		<p>Page: 28 of 46</p> <p>Annex A</p>
--	--	--------------------------------------

Section 15.247 Subclause (c). Emission limitations radiated (Transmitter)**SPECIFICATION**

Radiated emissions which fall in the restricted bands, as defined in §15.205(a), must also comply with the radiated emission limits specified in §15.209(a) (see §15.205(c)):

Frequency Range (MHz)	Field strength ($\mu\text{V/m}$)	Field strength ($\text{dB}\mu\text{V/m}$)	Measurement distance (m)
0.009-0.490	2400/F(kHz)	-	300
0.490-1.705	24000/F(kHz)	-	300
1.705 - 30.0	30	-	30
30 - 88	100	40	3
88 - 216	150	43.5	3
216 - 960	200	46	3
960 - 25000	500	54	3

The emission limits shown in the above table are based on measurements employing CISPR quasi-peak detector except for the frequency bands 9-90 kHz, 110-490 kHz and above 1000 MHz. Radiated emission limits in these three bands are based on measurements employing an average detector.

For average radiated emission measurements above 1000 MHz, there is also a limit corresponding to 20 dB above the indicated values in the table is specified when measuring with peak detector function.

RESULTS:

The field strength is calculated by adding correction factor to the measured level from the spectrum analyser. This correction factor includes antenna factor, cable loss and pre-amplifiers gain.

The equipment transmits continuously in the selected channel so it is not necessary a duty cycle correction factor.

Report No: 19807RET.101		Page: 29 of 46
Date: 2004-05-31		Annex A

Frequency range 30 MHz-1000 MHz.

All emissions inside this range are produced by the test board where the module is mounted.

Spurious frequency (MHz)	Polarization	Detector	Emission Level (dB μ V/m)	Uncertainty (dB)
45.200	V	Quasi-peak	23.5	± 3.8 dB
86.400	V	Quasi-peak	23.5	± 3.8 dB
86.600	H	Quasi-peak	17.2	± 3.8 dB
161.900	V	Quasi-peak	19.3	± 3.8 dB
164.300	H	Quasi-peak	22.3	± 3.8 dB
212.900	H	Quasi-peak	20.0	± 3.8 dB
213.100	V	Quasi-peak	21.5	± 3.8 dB

Frequency range 1 GHz-25 GHz.

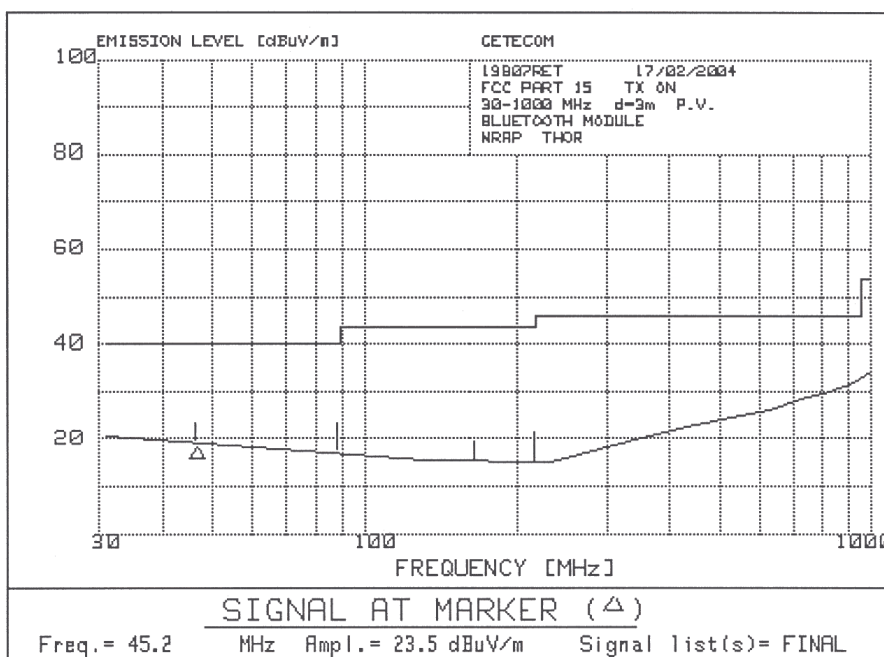
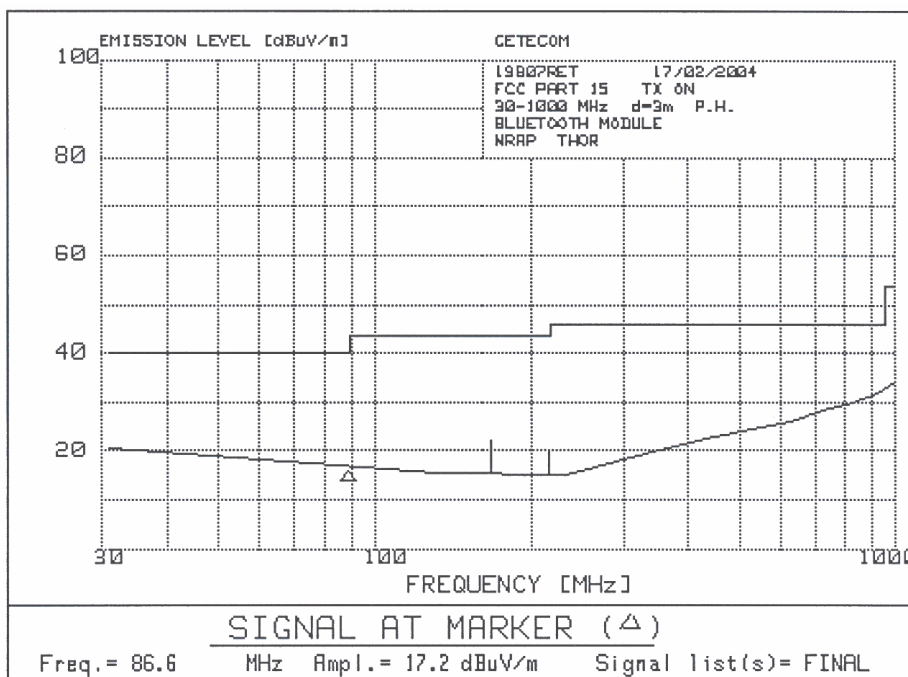
No spurious signals were found for the channels lowest, middle and highest in all the range (including at the harmonics frequencies).

Additionally, no spurious signals were found inside the restricted bands 2310-2390 MHz and 2483.5-2500 MHz

Verdict: PASS.

Report No: 19807RET.101		Page: 30 of 46
Date: 2004-05-31		Annex A

FREQUENCY RANGE 30 MHz-1000 MHz.



Resolution bandwidth = 100 kHz.

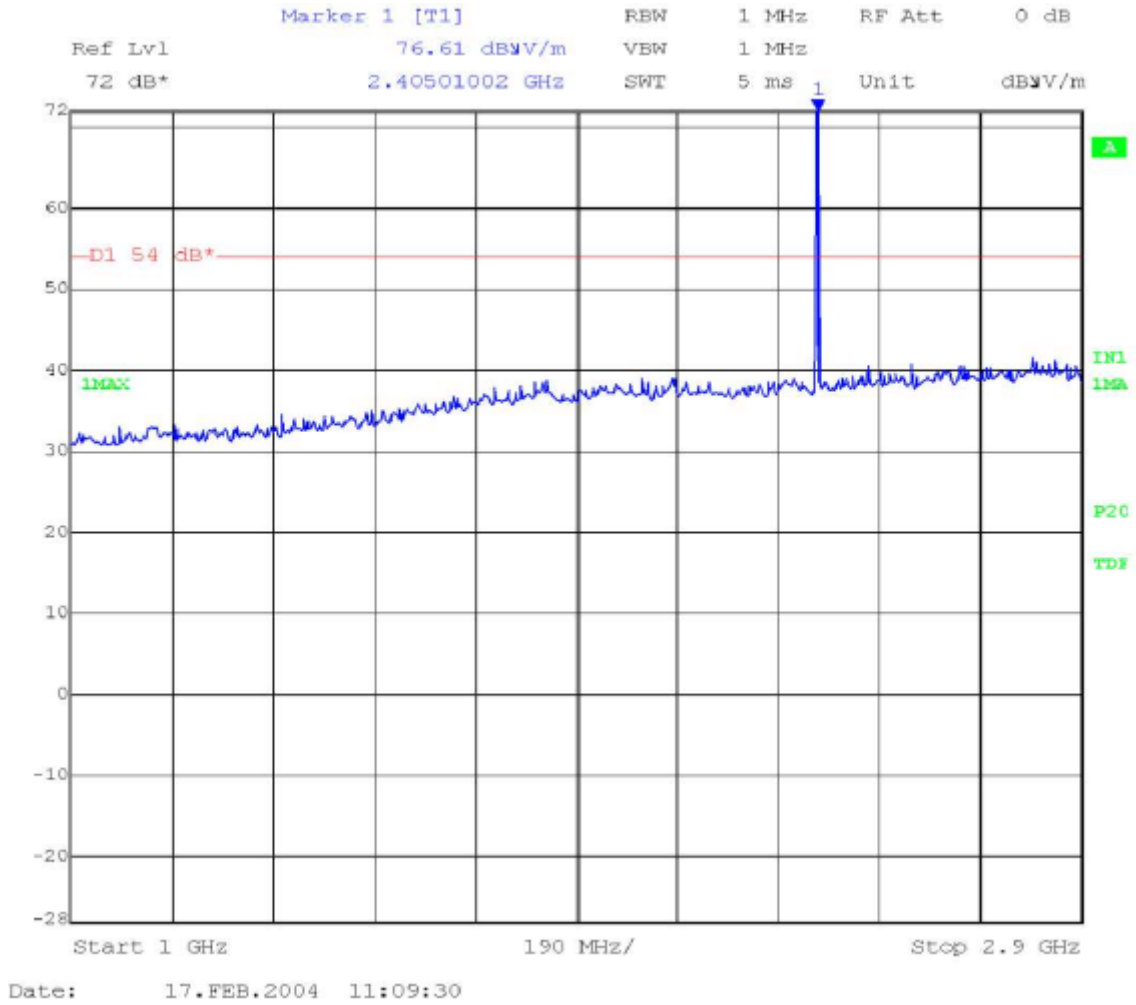
Video bandwidth = 100 kHz.

(This plot is valid for all three channels).

Report No: 19807RET.101 Date: 2004-05-31		Page: 31 of 46 Annex A
--	--	-------------------------------

FREQUENCY RANGE 1 GHz to 2.9 GHz.

CHANNEL: Lowest (2402 MHz).



Note: The peak above the limit is the carrier frequency.

Report No: 19807RET.101 Date: 2004-05-31		Page: 32 of 46 Annex A
--	--	-------------------------------