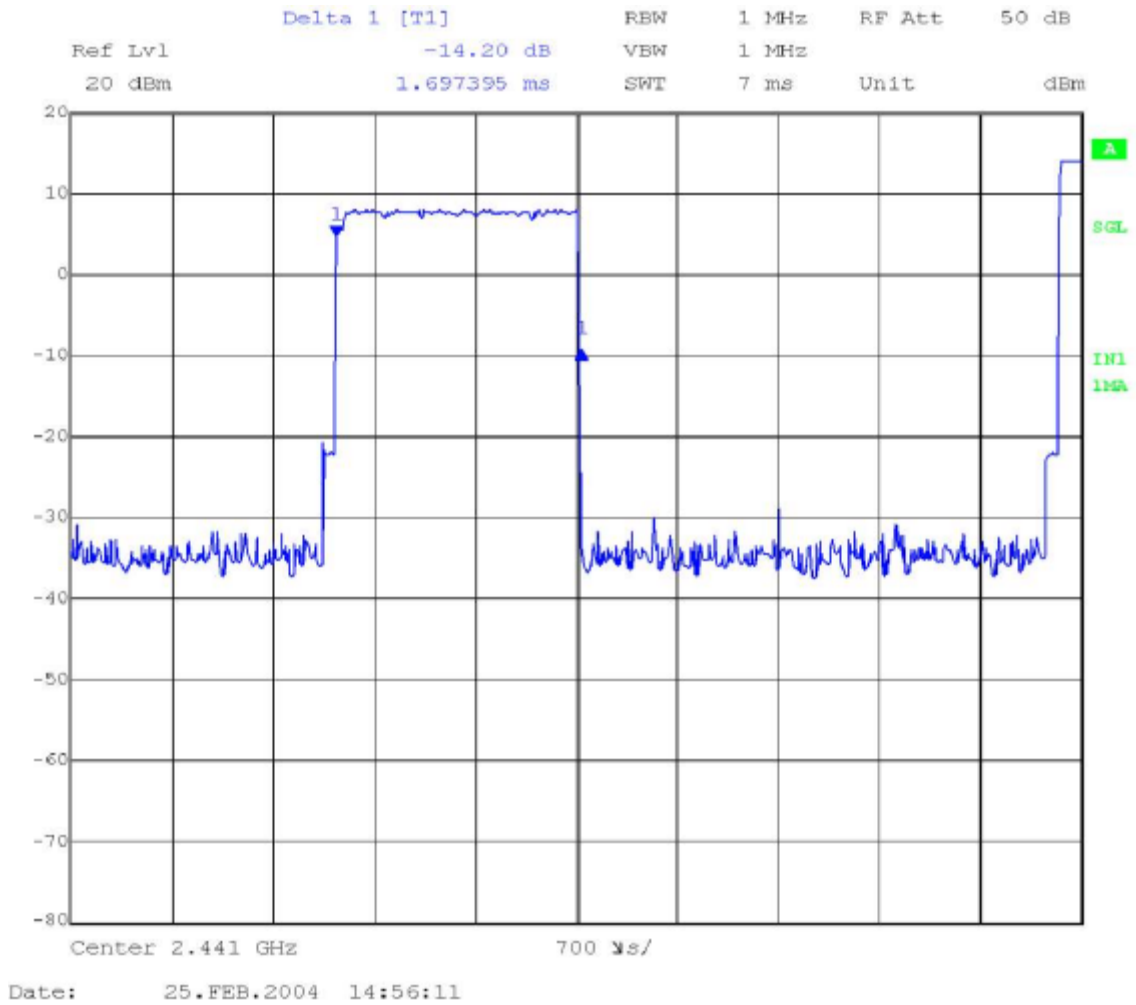


2. TIME OF OCCUPANCY (DWELL TIME) FOR PACKET TYPE DH3.

A DH3 Packet need 3 time slots for transmitting and 1 time slot for receiving. Then the system makes worst case  $1600/4 = 400$  hops per second with 79 channels. So you have each channel  $400/79 = 5.1$  times per second and so for a period of  $0.4 \times 79 = 31.6$  seconds you have  $5.1 \times 31.6 = 161.16$  times of appearance .

Each Tx-time per appearance is 1.70 ms (see next plot).

So we have  $161.16 \times 1.70 \text{ ms} = 273.97 \text{ ms}$  per 31.6 seconds.



Verdict: PASS

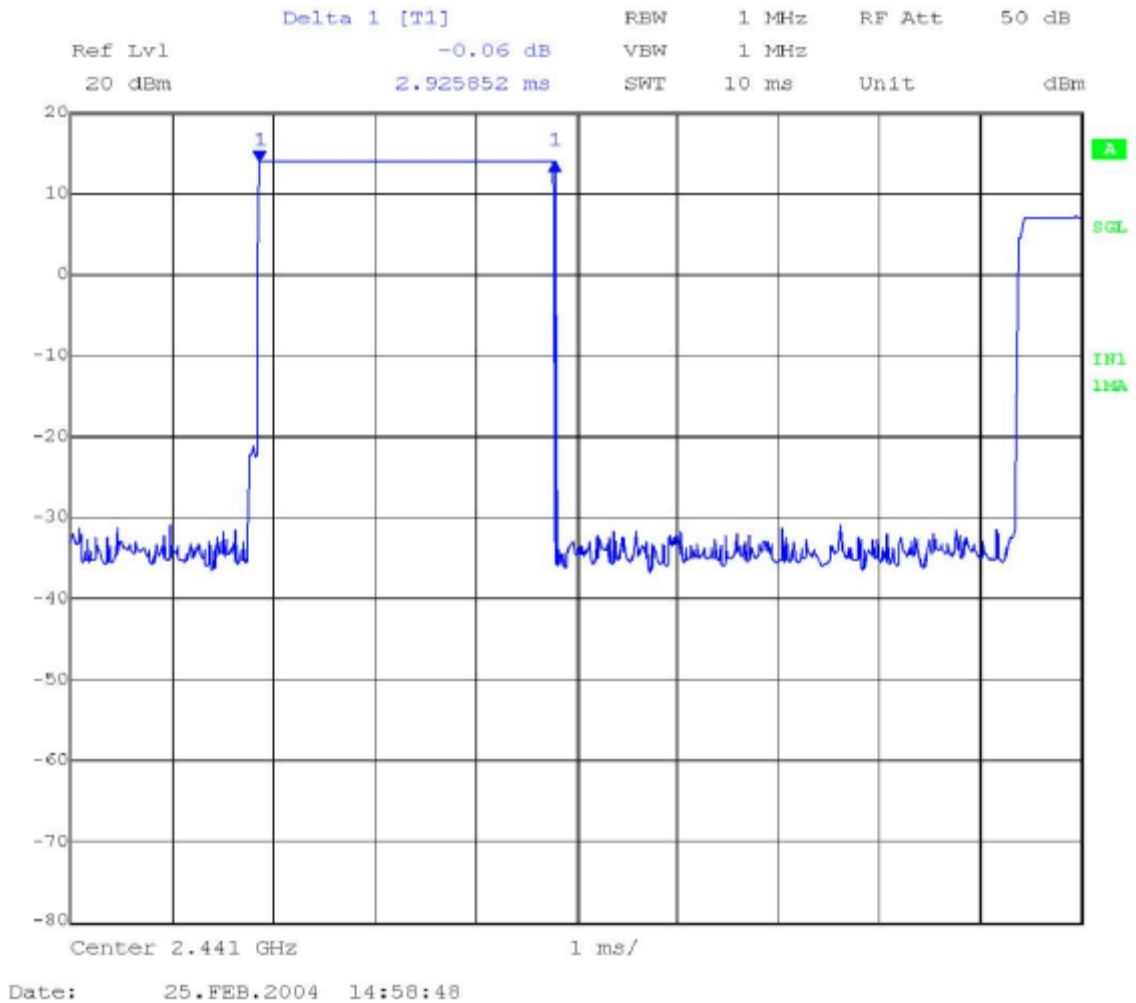
Report No: 19807RET.101		Page: 13 of 46
Date: 2004-05-31		Annex A

### 3. TIME OF OCCUPANCY (DWELL TIME) FOR PACKET TYPE DH5.

A DH5 Packet need 5 time slots for transmitting and 1 time slot for receiving. Then the system makes worst case  $1600/6 = 266.67$  hops per second with 79 channels. So you have each channel  $266.67/79 = 3.37$  times per second and so for a period of  $0.4 \times 79 = 31.6$  seconds you have  $3.37 \times 31.6 = 106.49$  times of appearance .

Each Tx-time per appearance is 2.93 ms (see next plot).

So we have  $106.49 \times 2.93 \text{ ms} = 312.02 \text{ ms}$  per 31.6 seconds.



Verdict: PASS

Report No: 19807RET.101  Date: 2004-05-31		Page: 14 of 46  Annex A
--	--	-------------------------------

## Section 15.247 Subclause (b). Maximum peak output power and antenna gain

### SPECIFICATION

For frequency hopping systems operating in the 2400-2483.5 MHz band employing at least 75 hopping channels: 1 watt (30 dBm).

### RESULTS

MAXIMUM PEAK OUTPUT POWER (CONDUCTED). See next plots.

	Lowest frequency 2402 MHz	Middle frequency 2441 MHz	Highest frequency 2480 MHz
Instrument reading (dBm)	14.03	13.68	13.43
Cable loss correction (dB)	1.2	1.2	1.2
Maximum peak power (dBm)	15.23	14.88	14.63
Measurement uncertainty (dB)	±1.5		

The maximum declared antenna gain for this device is 0 dBi, therefore the maximum theoretical peak radiated power (EIRP) in the three measurement channels for this device is 15.23 dBm or 33.34 mW.

The actual peak radiated power (EIRP) was measured for the lowest, middle and highest frequency (see next plots):

MAXIMUM PEAK OUTPUT POWER (RADIATED).

	Lowest frequency 2402 MHz	Middle frequency 2441 MHz	Highest frequency 2480 MHz
Instrument reading (dBm)	-22.94	-22.55	-23.39
Correction Factor (dB)	34.96	35.10	35.24
Maximum EIRP peak power (dBm)	12.02	12.55	11.85
Measurement uncertainty (dB)	+1.98 / -1.75		

Declared peak gain: 0 dBi

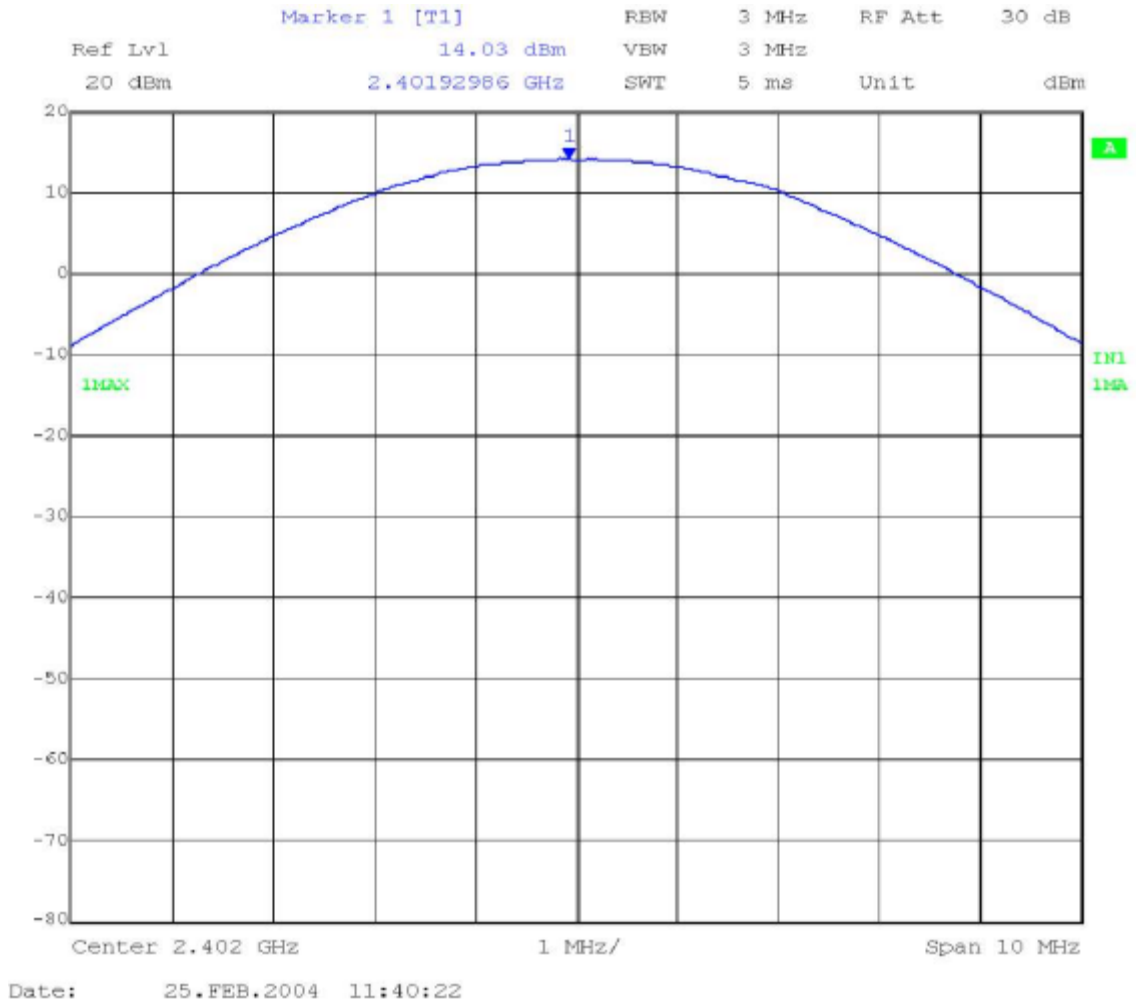
The maximum directional gain of the antenna is less than 6 dBi and therefore the maximum output power is not required to be reduced from the stated values.

Verdict: PASS

Report No: 19807RET.101		Page: 15 of 46
Date: 2004-05-31		Annex A

PEAK OUTPUT POWER (CONDUCTED).

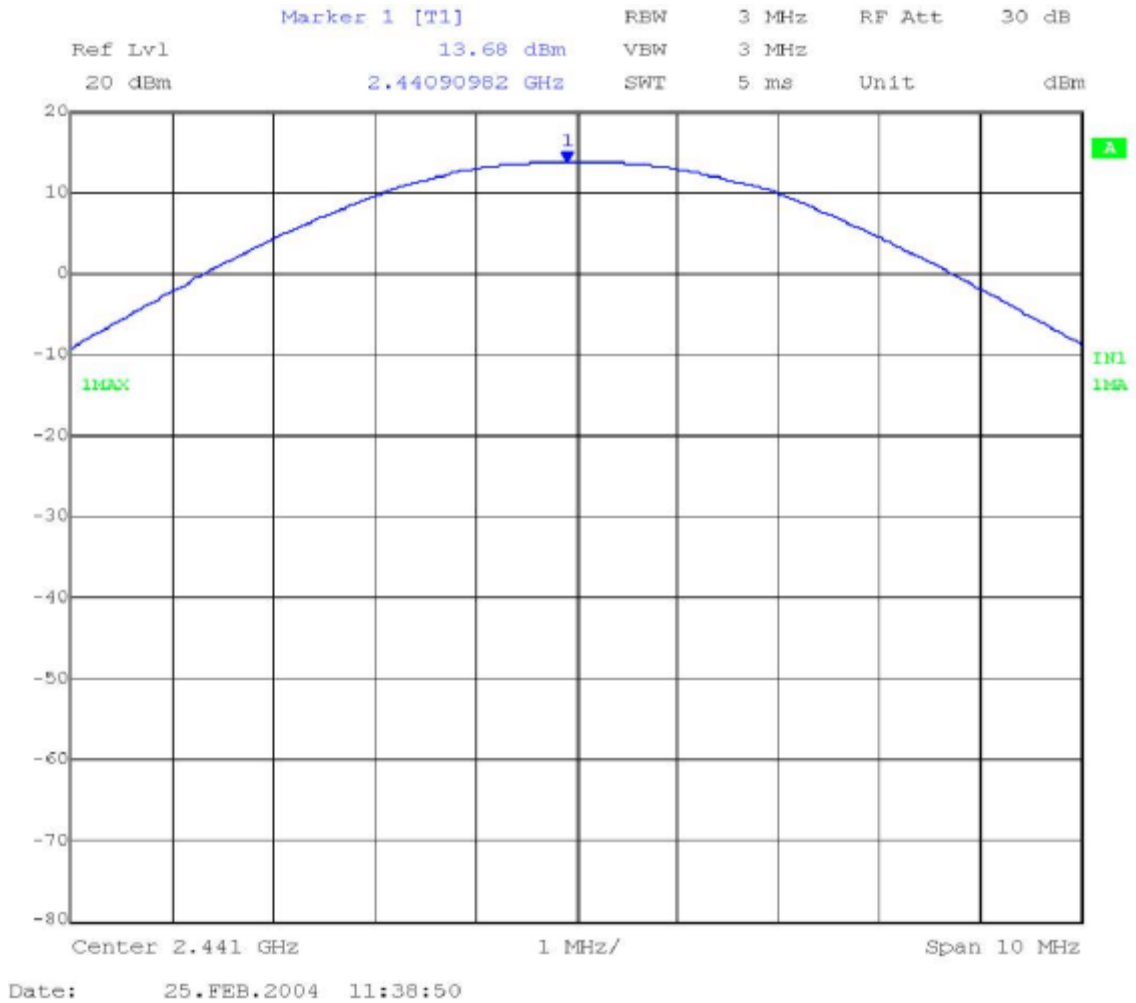
Lowest Channel: 2402 MHz.



Report No: 19807RET.101		Page: 16 of 46
Date: 2004-05-31		Annex A

PEAK OUTPUT POWER (CONDUCTED).

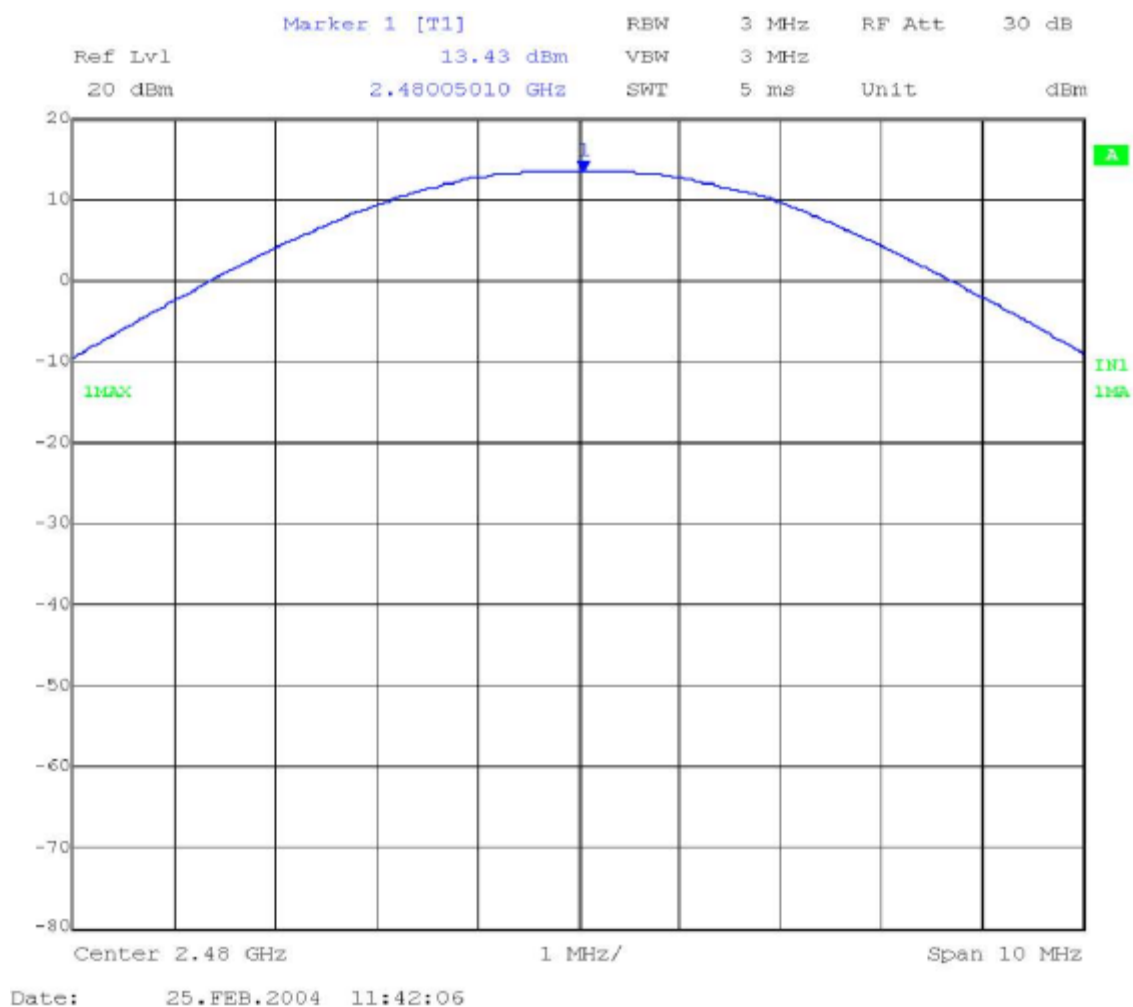
Middle Channel: 2441 MHz.



Report No: 19807RET.101		Page: 17 of 46
Date: 2004-05-31		Annex A

PEAK OUTPUT POWER (CONDUCTED).

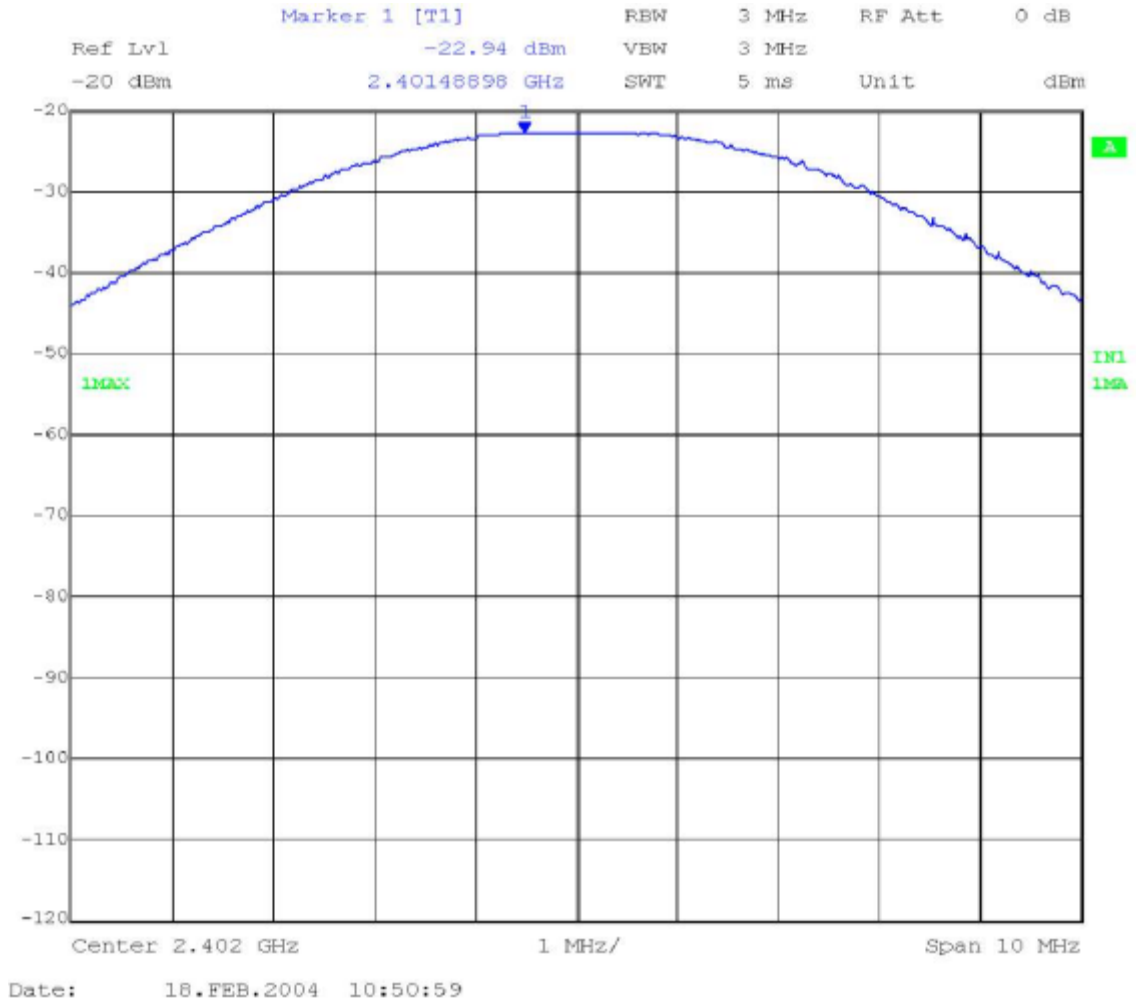
Highest Channel: 2480 MHz.



Report No: 19807RET.101		Page: 18 of 46
Date: 2004-05-31		Annex A

PEAK OUTPUT POWER (RADIATED).

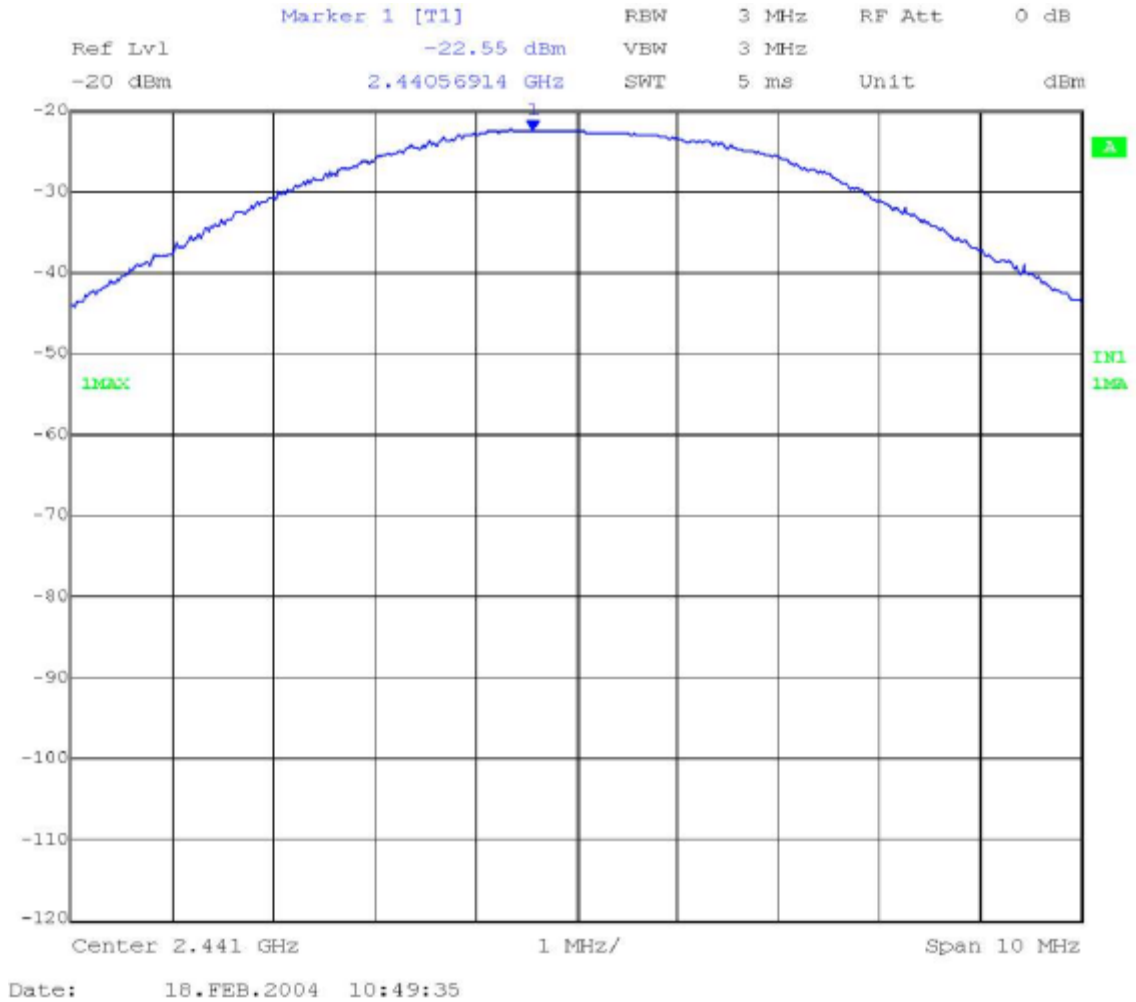
Lowest Channel: 2402 MHz.



<p>Report No: 19807RET.101</p> <p>Date: 2004-05-31</p>		<p>Page: 19 of 46</p> <p>Annex A</p>
--	--	--------------------------------------

PEAK OUTPUT POWER (RADIATED).

Middle Channel: 2441 MHz.

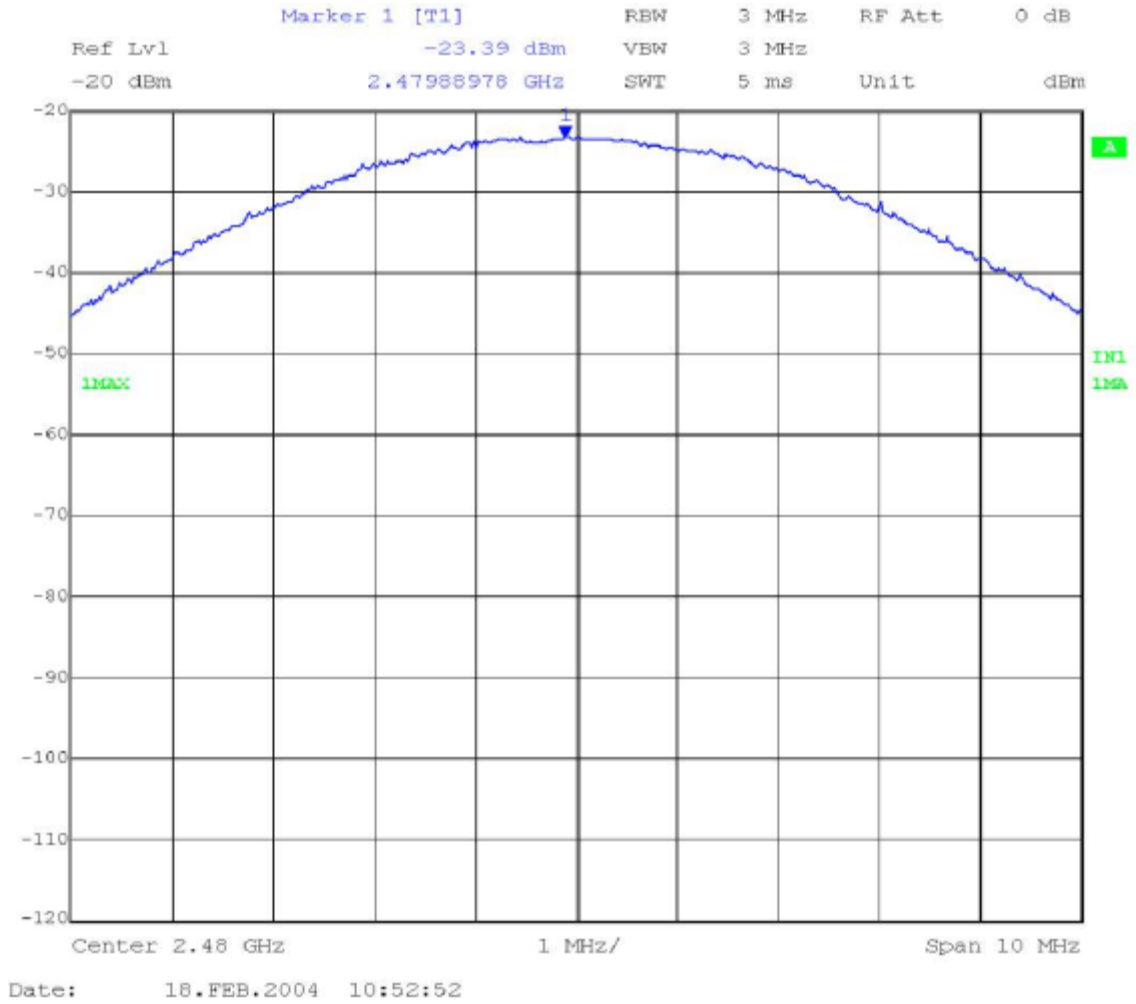


Report No: 19807RET.101  Date: 2004-05-31		Page: 20 of 46  Annex A
--	--	-------------------------------



PEAK OUTPUT POWER (RADIATED).

Highest Channel: 2480 MHz.



Report No: 19807RET.101  Date: 2004-05-31		Page: 21 of 46  Annex A
--	--	-------------------------------

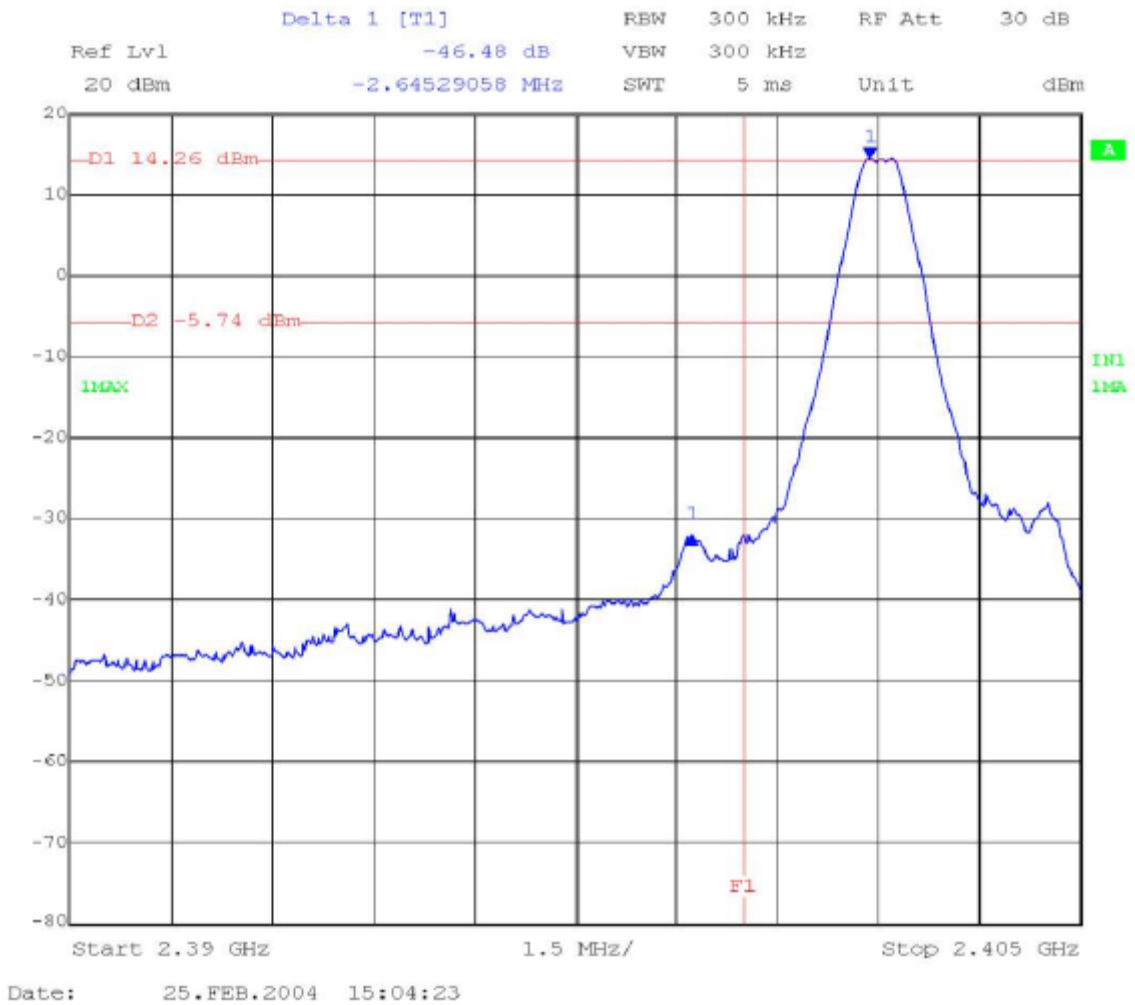
**Section 15.247 Subclause (c). Band-edge of conducted emissions (Transmitter)**

SPECIFICATION

Emissions outside the frequency band in which the intentional radiator is operating shall be at least 20dB below the highest level of the desired power.

RESULTS:

1. LOW FREQUENCY SECTION 2402 MHz (HOPPING OFF). See next plot.



Verdict: PASS

<p>Report No: 19807RET.101</p> <p>Date: 2004-05-31</p>		<p>Page: 22 of 46</p> <p>Annex A</p>
--	--	--------------------------------------