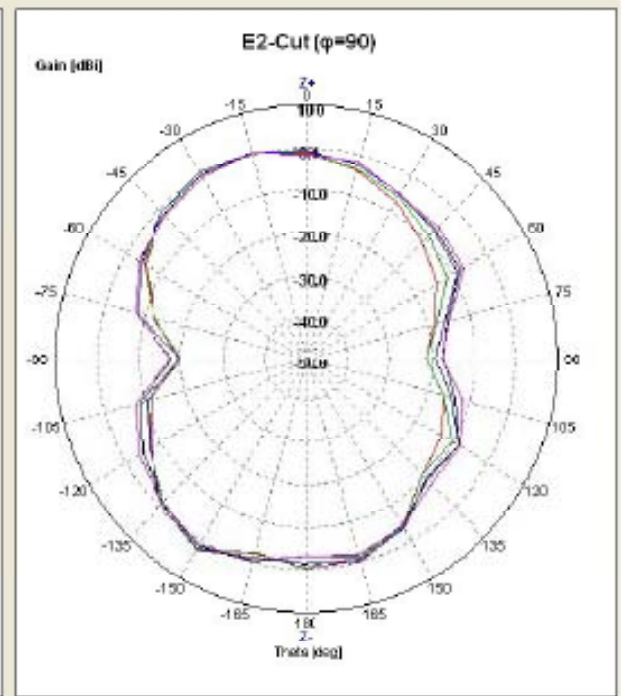
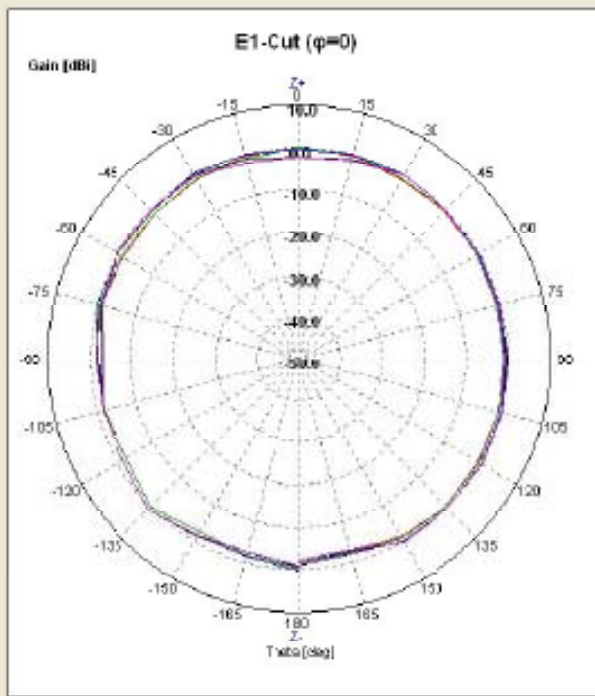
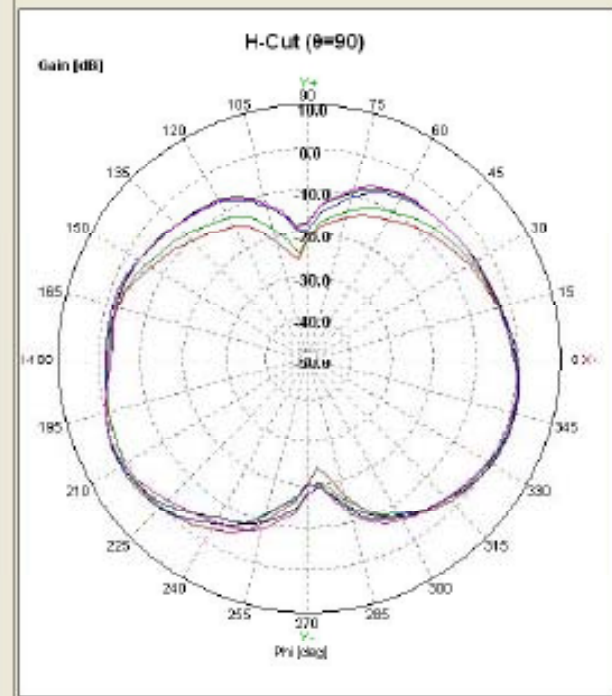



ANT-2.4-CW-CT-xxx Radiation Patterns (at Center of Jig #51)

Summary		Multiple Frequency					Multiple Cut					3D-View			Reserved					
No.	Freq.	Pwr Sum	E1[dB]	Avg[dB]	Peak[dB]	θ [deg]	ϕ [deg]	E1($\phi=90$)	Avg[dB]	Peak[dB]	ϕ [deg]	E1($\phi=0$)	Avg[dB]	Peak[dB]	θ [deg]	E2($\phi=90$)	Avg[dB]	Peak[dB]	θ [deg]	
1	2370.000	53.86	-2.69	2.39	150.00	260.00	-3.78	0.83	340.00	-1.00	-0.16	0.00	-3.65	2.33	-150.00					
2	2400.000	53.86	-2.69	2.12	150.00	270.00	-3.84	0.73	340.00	-0.97	0.04	15.00	-3.66	2.12	-150.00					
3	2450.000	64.72	-1.99	2.76	150.00	255.00	-2.99	1.61	210.00	-0.37	0.89	-135.00	-3.10	2.26	-150.00					
4	2500.000	60.66	-2.17	2.29	150.00	240.00	-3.32	1.30	210.00	-0.69	0.71	-135.00	-3.49	1.92	-150.00					
5	2530.000	59.15	-2.28	2.29	150.00	240.00	-3.50	1.07	205.00	-0.82	0.67	-135.00	-3.61	0.78	-150.00					



2. Chamber

WIRELESS
COMMUNICATIONS
TEST SET
VECTOR NETWORK
ANALYZER
SYSTEM
CONTROLLER &
LCD MONITOR



Chamber - MTG 6x3x3(m), 300MHz~6GHz
Active - Agilent E5515C (8960 Series 10)
Passive - Agilent E5071B 300KHz~8.5GHz

