


9. SETUP PHOTOS


ANTENNA PORT




RADIATED EMISSION FOR PORTABLE CONFIGURATION – X ORIENTATION



**RADIATED EMISSION FOR PORTABLE CONFIGURATION – Y ORIENTATION
WORST POSITION**



RADIATED EMISSION FOR PORTABLE CONFIGURATION – Z ORIENTATION



END OF REPORT