

Annex 2: Test Set-up Photographs to
PARTIAL TEST REPORT
 No.: TR3-0071-13-6-4b-C1

According to:
FCC Regulations
 Part 15.109, Part 15.247

for

Harman Becker Automotive Systems, Inc.

Automotive Infotainment Head Unit VP4 GT
 (W-LAN 2.4GHz)

FCC-ID: QNG-BE2810
 IC: 6434C-BE2810








Laboratory Accreditation and Listings			
 DAkks Deutsche Akkreditierungsstelle D-PL-12047-01-01	 FEDERAL COMMUNICATIONS COMMISSION FC • U.S.A. • Reg. No.: 736496 MRA US-EU 0003	 Industry Canada Reg. No.: 3462D-1 Reg. No.: 3462D-2 Reg. No.: 3462D-3	 Voluntary Controls for Electromagnetic Emissions Reg. No.: R-2666 C-2914, T-1967, G-301
 WiFi ALLIANCE AUTHORIZED RF LABORATORY	 CTIA Authorized Test Lab LAB CODE 20011130-00		
accredited according to DIN EN ISO/IEC 17025			
<p align="center"> CETECOM GmbH Laboratory Radio Communications & Electromagnetic Compatibility Im Teelbruch 116 • 45219 Essen • Germany Registered in Essen, Germany, Reg. No.: HRB Essen 8984 Tel.: + 49 (0) 20 54 / 95 19-954 • Fax: + 49 (0) 20 54 / 95 19-964 E-mail: info@cetecom.com • Internet: www.cetecom.com </p>			


Table of contents

1. SET-UP PHOTOGRAPHS	3
-----------------------------	---


1. Set-up photographs



Photograph 1: Radiated electrical field measurements $f > 1\text{GHz}$ (vertical EUT position)



Photograph 2: Radiated electrical field measurements $f > 1\text{GHz}$ (horizontal EUT position)



Photograph 3: Magnetic field measurements