



Volkswagen

Volkswagen of America

Performance & Accessories

Owner's manual

Key fob for remote engine start



Remote start feature

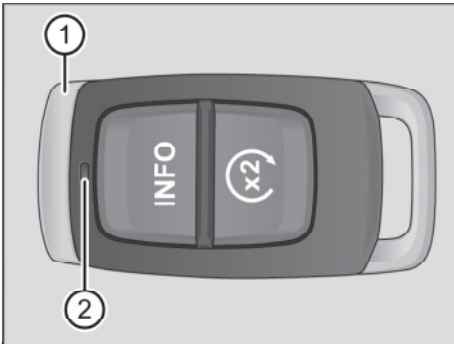


Fig. 1 Remote start key fob

You can start the engine from outside of the vehicle with the remote start buttons on the remote start key fob.

This feature helps to cool or warm the passenger compartment → ▲.

The Climatronic system can cool or warm the vehicle interior automatically to about 72 °F (22 °C) after starting the engine .

If the outside temperature is below 72 °F (22 °C), the outside mirror heating also switches on automatically. If the outside temperature is 39 °F (4 °C) or below, the rear window defroster also switches on automatically.

If the remote start feature is not interrupted, the engine will run for about 10 minutes. A maximum of 2 remote starts in a row are possible, regardless of how long each one is allowed to run.

To be able to run 2 remote starts again, you must switch the ignition on and then off again using the remote control vehicle key in the ignition switch or the starter button. → see *vehicle Owner's Manual, chapter "Starting and stopping the engine"*

When the engine is switched on with the vehicle key or the starter button, the remote start feature can only be used again after waiting about 30 seconds.

Requirements for a remote start

To start the engine with the remote start feature, the following conditions must all be met at the same time:

- The vehicle must be ready to drive in all respects. For instance, there must be enough engine coolant.
 - There must be enough fuel in the fuel tank, and the low fuel indicator light must not have come on before the engine was last switched off. → see *vehicle Owner's Manual, chapter "Refueling"*
 - The emergency flashers must be switched off. → see *vehicle Owner's Manual, chapter "In an emergency"*
 - The selector lever must be in Park (P) and the brake pedal must not be depressed.
 - There must not be a vehicle key in the ignition switch. In vehicles with Keyless Access, all valid vehicle keys that are inside the vehicle will be deactivated with respect to their keyless start function when the engine is running in the remote start mode. → see *vehicle Owner's Manual, chapter "Power locking system"*
- All doors, the engine hood and the trunk lid must be completely closed and locked. → see *vehicle Owner's Manual, chapter "Power locking system"*

Remote start key fob range

When the battery is fully charged and the conditions are optimal, the operating range of the key fob is a few hundred yards (meters).

- Keep a distance of at least 2 yards (meters) between the remote start key fob and the vehicle
- Make sure there are no obstacles between the remote start key fob and the vehicle.
- Keep the antenna of the remote start key fob uncovered. → see Fig. 1
- Hold the remote start key fob so the antenna points towards the vehicle.

Bad weather conditions, surrounding buildings, or a weak battery can significantly reduce the range of the remote start key fob.

LED status in the remote start key fob

When you press the INFO button, the LED in the remote start key fob indicates the status of the remote start feature → see Fig. 1:

- LED flashes green, 3 times: The vehicle is in range
- LED flashes red, 3 times: The vehicle is not in range
- LED flashes green, 5 times: The engine is starting
- Green LED comes on and stays on for about 2 seconds: The engine is running.
- Red LED comes on and stays on for about 2 seconds: The engine is shutting Off.

- LED flashes yellow, once: Battery is low.
→ see "Replacing the remote start key fob battery", page 6

Using the remote start feature

The following buttons on the remote start key fob must be pressed to start the engine with the remote start feature:

- Hold (INFO) and press (x2) twice. The LED in the key fob flashes green when the engine is starting. When the green LED comes on and stays on for about 2 seconds, the engine is running.

The turn signals flash each time you press a button on the remote start key fob. The parking lights come on while the vehicle is in remote start mode.

Ending the remote start

Press (x2) on the remote start key fob to switch the engine off. The LED flashes green. When the LED comes on and stays on for about 2 seconds, the engine is switched off.

If the remote start feature switches off or does not start the engine

If one of the following conditions occurs, the remote start feature will stop, the engine will be switched off automatically, or the engine will not start:

- The vehicle is unlocked. → see *vehicle Owner's Manual, chapter "Power locking system"*
- The engine hood or trunk lid is opened. → see *vehicle Owner's Manual, chapter "Power locking system"*
- The selector lever is in not in Park (P).

- A vehicle key is in the ignition.
- The brake pedal or accelerator pedal is depressed.
- The fuel level drops down to reserve while the engine is running in remote start mode. → *see vehicle Owner's Manual, chapter "Refueling"*
- The vehicle battery is too weak or is dead → *see vehicle Owner's Manual, chapter "Vehicle battery"*
- The emergency flashers are switched on → *see vehicle Owner's Manual, chapter "In an emergency"*
- The engine Malfunction Indicator Light (MIL) was on when the engine was last switched off or has come on during remote start mode.

Driving after a remote start

You cannot drive the vehicle if the engine was started with the remote start feature or if the engine is running in remote start mode. To drive, you must first switch the engine off with the vehicle key or the starter button, then start it again with the vehicle key in the ignition switch or with the starter button.

WARNING


- Improper use of the remote start feature can cause fire, burns and other serious injuries.
- Always park the vehicle in a place that is vented to the outdoors and has a continuous exchange of fresh, outside air.
- Only use the remote start feature when no one is next to or inside the vehicle.
- Always make sure that you can see the vehicle when the engine is running.
- Never leave children, disabled persons,


- anyone who cannot help themselves, or pets in the vehicle. The doors are locked when the engine is running with the remote start feature. Vehicle occupants would be trapped in the vehicle in an emergency and rescue from the outside would be delayed.
- Never start the engine if children or animals are inside the vehicle. When the engine is running, electrical equipment including electrical seat adjustment controls can be operated and cause serious injuries.
 - Always make sure that the area where the engine runs in remote start mode is well ventilated. Never start the engine or let it run in a garage or in any other enclosed or confined area. Engine exhaust contains carbon monoxide, a poisonous, colorless and odorless gas. Carbon monoxide can impair the ability to drive, cause dizziness, nausea, unconsciousness, and even death.
 - Never start the engine when the vehicle is covered with a protective cover. Hot vehicle components and exhaust could ignite the protective cover.
 - Never start the engine near combustible or explosive materials. The exhaust could ignite flammable materials.


NOTICE

- Do not use the remote start feature if the engine Malfunction Indicator Light (MIL) has come on → *see vehicle Owner's Manual, chapter "Engine control and emission control system"*, smoke or unusual smells come from the vehicle, or an unusual or unexpected operating condition occurs and the condition has not been diagnosed and corrected. Please see an authorized Volkswagen dealer or authorized Volkswagen Service Facility.
- Remote start is possible when one

or more windows are open. Always remember that unauthorized access to the vehicle through open windows, including access to your garage or other property, is possible when the engine is running in remote start mode. Always make sure that all of the windows are securely closed to help prevent unauthorized access to the vehicle, its features and contents.

 Using the remote start feature can increase fuel consumption and drain the vehicle battery.

 Use of the remote start feature may be regulated or prohibited in some areas. In some areas you may be required to be able to see the vehicle when it is running in remote start mode. Please inform yourself about state and local requirements that may apply and be sure to follow them when using the remote start feature.

 Various vehicle functions, such as the low beam headlights and the windshield wipers, are disabled when the engine is running during a remote Start.

Replacing the remote start key tob battery





Fig. 2 Accessing the remote start key fob battery.

Volkswagen recommends having the battery in the remote start key fob changed by an authorized Volkswagen dealer or authorized Volkswagen Service Facility.

The battery is in the back of the remote start key fob under a cover (see Fig. 2)

When changing the battery, pay attention to the correct polarity and use the same type of battery → .

Replacing the battery

- Insert a suitable tool, e.g., a small flat-blade screwdriver, into the notch of the key fob cover in the direction of the arrow. (see Fig. 2)
- Lift the battery cover.
- Push the battery cover slightly in the direction of the arrow and remove it.
- Use the small, flat-blade screwdriver to carefully pry the battery out of the battery compartment.
- Lift the button cell and remove it from the

battery compartment.

- Replace the old button cell battery with a new one of the same type. Make sure the plus and minus poles of the battery are correctly positioned.
- Push the battery cover in the opposite direction of the arrow until it clicks into place.

 **DANGER**


20 mm button cells and other lithium batteries will cause serious personal injury and even death within a short time if swallowed.


- Always keep remote control vehicle key fobs with batteries, spare batteries, as well as dead button cell and larger 20 mm batteries out of the reach of children.
- Get medical attention immediately if you suspect that a battery has been swallowed.

 **NOTICE**

Changing the battery improperly can damage the remote start key fob.

- Using the wrong battery can damage the remote start key fob. Replace a dead battery with a new one that has the same voltage, size, and specifications.
- Make sure the plus and minus poles of the battery are correctly positioned.

 Dispose of old batteries in an environmentally responsible manner and keep them out of the reach of children.

 Batteries of the type used in your remote start key fob may contain Perchlorate Material. Special handling may apply – see <http://www.dtsc.ca.gov/hazardouswaste/perchlorate>. Obey all legal requirements regarding handling and disposal of these batteries. Authorized Volkswagen dealers and authorized Volkswagen Service Facilities are familiar with the requirements, and we recommend that you have them perform this service for you.

This device complies with part 15 of the FCC Rules. Operation is subject to the following two conditions: (1) This device may not cause harmful interference, and (2) this device must accept any interference received, including interference that may cause undesired operation.

Modifications not expressly approved by this company could void the user's authority to operate the equipment.

FCC-ID: QNFVWRSTT - Remote Start Key Fob
QNFVWRSTR - Remote Start Receiver

This device complies with Industry Canada's licence-exempt RSSs. Operation is subject to the following two conditions:

- (1) This device may not cause interference; and
- (2) This device must accept any interference, including interference that may cause undesired operation of the device.

Le présent appareil est conforme aux CNR d'Industrie Canada applicables aux appareils radio exempts de licence. L'exploitation est autorisée aux deux conditions suivantes :

- 1) l'appareil ne doit pas produire de brouillage;
- 2) l'appareil doit accepter tout brouillage radioélectrique subi, même si le brouillage est susceptible d'en compromettre le fonctionnement.

ISED: 6869A-VWRSTT - Remote Start Key Fob
6869A-VWRSTR - Remote Start Receiver