

14. TEST SETUP PHOTOGRAPHS



Figure 14-1
Test Setup for Wireless Device







Figure 14-2
Test Setup for Wireless Device

PCTEST™ REPORT		C63.19-2006 v3.12 §6 HAC TEST REPORT		Reviewed by: Quality Manager
Filename: 0605230407-R2	Test Dates: May 30 - June 2, 2006	EUT Type: Tri-Mode Dual-Band Analog/PCS Phone with Bluetooth	FCC ID: QMNRM-66	Page 39 of 40

T-Coil Scan Overlay Magnetic Field Distributions





Axial



Radial H (Transverse)



Radial V (Longitudinal)

PCTEST™ REPORT		C63.19-2006 v3.12 \$6 HAC TEST REPORT		Reviewed by: Quality Manager
Filename: 0605230407-R2	Test Dates: May 30 - June 2, 2006	EUT Type: Tri-Mode Dual-Band Analog/PCS Phone with Bluetooth	FCC ID: QMNRM-66	Page 40 of 40