

13. TEST SETUP PHOTOGRAPHS




Figure 13-1
Test Setup for Wireless Device






Figure 13-2
Test Setup for Wireless Device

FCC ID: QMNRM-383	 PCTEST ENGINEERING LABORATORY, INC.	HAC (T-COIL) TEST REPORT	 NOKIA	Reviewed by: Quality Manager
Filename: 0905181020.QMN	Test Dates: May 18 - 19, 2009	EUT Type: Cellular/PCS CDMA Phone with EVDO and Bluetooth (BT2.0+EDR)		Page 38 of 39



Axial





Radial H (Transverse)



Radial V (Longitudinal)

Figure 13-3
T-Coil Scan Overlay Magnetic Field Distributions

Note: Final measurement locations are indicated by a cursor on the contour plots.

FCC ID: QMNRM-383	 PCTEST ENGINEERING LABORATORY, INC.	HAC (T-COIL) TEST REPORT	 NOKIA	Reviewed by: Quality Manager
Filename: 0905181020.QMN	Test Dates: May 18 - 19, 2009	EUT Type: Cellular/PCS CDMA Phone with EVDO and Bluetooth (BT2.0+EDR)		Page 39 of 39